



2023 media guide





Theodore N. Lerner

1925-2023

HUSBAND • FATHER • GRANDFATHER • GREAT-GRANDFATHER
ENTREPRENEUR • PHILANTHROPIST





2019 POSTSEASON

NATIONALS PARK

NATIONALS IN THE COMMUNITY

FRONT OFFICE & OWNERSHIP

EXECUTIVES

MANAGER & COACHING STAFF

PLAYERS

1
10
25
35
56
76
91

ABBOTT, Cory.....	94	DICKERSON, Corey.....	122	MENESES, Joey.....	156
ABRAMS, CJ.....	95	DOOLITTLE, Sean.....	124	MILLAS, Drew.....	158
ADAMS, Matt.....	96	DOWNS, Jeter.....	127	PERALTA, Wily.....	159
ADAMS, Riley.....	98	EDWARDS Jr., Carl.....	128	PÉREZ, Francisco.....	161
ADON, Joan.....	99	ESPINO, Paolo.....	130	PINEDA, Israel.....	162
ALU, Jake.....	100	FERRER, Jose.....	132	RAINEY, Tanner.....	163
ANTUNA, Yasel.....	101	FINNEGAN, Kyle.....	133	RAMÍREZ, Erasmo.....	165
ARANO, Victor.....	102	FOX, Lucius.....	135	ROBLES, Victor.....	167
BALDONADO, Alberto.....	103	GARCÍA, Luis.....	136	ROMERO, Tommy.....	169
BANDA, Anthony.....	104	GARRETT, Stone.....	138	RUIZ, Keibert.....	170
BLANKENHORN, Travis.....	105	GORE, MacKenzie.....	139	RUTLEDGE, Jackson.....	172
BRZYKCY, Zach.....	106	GRAY, Josiah.....	140	SMITH, Dominic.....	173
CALL, Alex.....	107	HARRIS, Hobie.....	142	STRASBURG, Stephen.....	175
CANDELARIO, Jeimer.....	108	HARVEY, Hunter.....	143	TETREAULT, Jackson.....	180
CARRILLO, Gerardo.....	110	HERNANDEZ, Yadiel.....	145	THOMAS, Lane.....	181
CASEY, Donovan.....	111	HILL, Derek.....	146	THOMPSON, Mason.....	183
CASTRO, Anthony.....	112	IRVIN, Jake.....	147	VALERA, Leonel.....	184
CAVALLI, Cade.....	113	KIEBOOM, Carter.....	148	VARGAS, Ildemaro.....	185
CHAVIS, Michael.....	114	KUHL, Chad.....	150	WARD, Thaddeus.....	187
COLOMÉ, Alex.....	115	LEE, Evan.....	151	WEEMS, Jordan.....	188
CORBIN, Patrick.....	117	LINDSLY, Brady.....	152	WILLIAMS, Trevor.....	190
CRONIN, Matt.....	120	MACHADO, Andres.....	153		
DE LA ROSA, Jeremy.....	121	MEJIA, Erick.....	155		

2022 IN REVIEW

195

HISTORY & RECORDS

205

SCOUTING, RESEARCH & PLAYER DEVELOPMENT

299

MEDIA

370

2023 SEASON SCHEDULE

Photos courtesy of the Washington Nationals, Major League Baseball, Getty Images, Rochester Red Wings, Harrisburg Senators, Wilmington Blue Rocks, Fredericksburg Nationals, and the National Baseball Hall of Fame and Museum.

Statistical information and support provided by the Elias Sports Bureau, STATS LLC, MLB Information Systems, Player Profiles, MLB.com, MiLB.com, FanGraphs.com and Baseball-Reference.com

2019 POSTSEASON

PLAY BALL.org

YouTube TV

WORLD SERIES

AtBot

WORLD SERIES

YouTube TV

WORLD SERIES

MLB NETWORK

YouTube TV

WORLD SERIES

At







From a 19-31 record to start the 2019 season, to the National League Wild Card game against the Milwaukee Brewers, to Game 7 of the World Series against the Houston Astros, Washington's historic path to its first World Series Championship can best be described by what Nationals manager Dave Martinez said following Game 4 of the National League Championship Series:

*“Often bumpy roads lead to beautiful places.
And this is a beautiful place.”*

HISTORY MADE

On that bumpy road to winning the World Series, the Washington Nationals had many memorable moments and made some history along the way...

- They became the first team in Major League history to win the World Series by winning all four games on the road.
- The Nationals faced elimination five times in the 2019 Postseason. They trailed in all five and came back to win all five. They are the first team in Major League history to have five comeback wins when facing elimination in a single Postseason.
- The pitchers they beat in those games included Josh Hader, Rich Hill, Clayton Kershaw, Justin Verlander and Zack Greinke.
- In those five contests, the Nationals outscored opponents 19-0 from the seventh inning on.
- From Game 4 of the NLDS to Game 3 of the World Series, the Nationals put together an eight-game winning streak. The eight-game winning streak matched the longest winning streak by any Club in a single Postseason, joining the 2014 Kansas City Royals, 2005 Chicago White Sox and 2004 Boston Red Sox.





OCTOBER 1, 2019

MILWAUKEE BREWERS

3

WASHINGTON NATIONALS


4

NATIONAL LEAGUE WILD CARD GAME vs. MILWAUKEE BREWERS

After capping the 2019 regular season with a season-long eight-game winning streak, the Washington Nationals hosted the Milwaukee Brewers in their first ever appearance in the National League Wild Card game.

Trailing 3-1 in the bottom of the eighth inning, the Nationals loaded the bases against relief ace Josh Hader. Michael A. Taylor reached on a hit by pitch, Ryan Zimmerman singled and Anthony Rendon worked a walk. With two outs, Juan Soto singled to right field, plating Taylor and pinch-runner Andrew Stevenson. Thanks to a fielding error by right fielder Trent Grisham, Anthony Rendon was able to score from first base to put the Nationals ahead, 4-3.

Daniel Hudson closed the game out and the Nationals moved on to face the Los Angeles Dodgers in the National League Division Series.





OCTOBER 3-9, 2019

LOS ANGELES DODGERS 2
WASHINGTON NATIONALS 3

NATIONAL LEAGUE DIVISION SERIES vs. LOS ANGELES DODGERS

The Nationals embarked on their fifth appearance in the NLDS, facing off against their 2016 NLDS foe, the Los Angeles Dodgers. Washington dropped Game 1, 6-0, but evened the series at one game apiece by taking Game 2, 4-2, behind Stephen Strasburg and his 10 strikeouts in 6.0 innings of one-run ball. To much surprise, Dave Martinez summoned Max Scherzer from the bullpen, and he went on to strike out the side in the eighth inning.

After a 10-4 loss in Game 3, the Nationals faced elimination in Game 4. Max Scherzer allowed one earned run in 7.0 innings, while Anthony Rendon (1-for-2, 3 RBI, R) and Ryan Zimmerman (2-for-4, HR, 3 RBI, R) led Washington to the 6-1 victory, forcing a Game 5 in Los Angeles.

Game 5 saw the Nationals fall behind, 3-0, after two innings. Washington scored a run in the sixth inning and, in the eighth inning, Anthony Rendon and Juan Soto clubbed back-to-back home runs off Clayton Kershaw to tie the game at 3-3. The game extended into extra innings and in the top of the 10th, Adam Eaton walked, Rendon doubled and the Dodgers intentionally walked Juan Soto, bringing Howie Kendrick to the plate. Kendrick took an 0-1 offering from Joe Kelly over the fence in center field, a grand slam to give the Nationals the 7-3 advantage. A diving catch by Michael A. Taylor in the bottom half of the inning sealed the win for Washington and sent the organization to the National League Championship Series for the first time.

10.03.19
GAME 1 @LAD

WSH	0
LAD	6

10.04.19
GAME 2 @LAD

WSH	4
LAD	2

10.06.19
GAME 3 @WSH


LAD	10
WSH	4

10.07.19
GAME 4 @WSH

LAD	1
WSH	6

10.09.19
GAME 5 @LAD (10 INN.)

WSH	7
LAD	3



2019 POSTSEASON
NATIONALS IN PARK
NATIONALS IN THE COMMUNITY
FRONT OFFICE & OWNERSHIP
EXECUTIVES
MANAGER & COACHING STAFF
PLAYERS
2022 IN REVIEW
HISTORY & RECORDS
SCOUTING, RESEARCH & PLAYER DEV.
MEDIA





OCTOBER 11-15, 2019

ST. LOUIS CARDINALS

0

WASHINGTON NATIONALS

4

NATIONAL LEAGUE CHAMPIONSHIP SERIES vs. ST. LOUIS CARDINALS

10.11.19
GAME 1 @STL

WSH	2
STL	0

Anibal Sánchez's masterful performance in Game 1 at Busch Stadium set the tone for the 2019 NLCS. He took a no-hitter into the eighth inning before allowing a one-out single to José Martínez. Sánchez handed the ball to Sean Doolittle, who tossed 1.1 perfect innings to earn the save and secure Washington's 2-0 win.

10.12.19
GAME 2 @STL

WSH	3
STL	1



In Game 2, Max Scherzer attempted to match Sánchez's outing from the night before. Scherzer tossed 6.0 no-hit innings before allowing a single to Paul Goldschmidt in the seventh. He finished the outing striking out 11 batters in 7.0 innings of one-hit, shutout ball. Adam Eaton recorded two RBI and Michael A. Taylor clubbed a solo homer in the third inning to help Washington to the 3-1 win.

10.14.19
GAME 3 @WSH


STL	1
WSH	8

The series shifted to Washington for Game 3, and while Stephen Strasburg (7.0 IP, 7 H, R, 12 SO) was magnificent once again, the Nationals offense broke out to lead them to the 8-1 win. Howie Kendrick recorded three doubles and three RBI, while Ryan Zimmerman had a double and two RBI, as well. Victor Robles clubbed a sixth-inning solo home run and the Nationals found themselves one win away from the World Series.

10.15.19
GAME 4 @WSH

STL	4
WSH	7

In Game 4, the Nationals plated seven runs in the first inning behind multi-RBI efforts from Trea Turner (2) and Yan Gomes (2). Patrick Corbin struck out 12 batters in 5.0 innings, and despite the Cardinals plating four runs between the fourth and fifth innings, the Nationals held on for the 7-4, NLCS-clinching victory.





OCTOBER 22-30, 2019

HOUSTON ASTROS 3
WASHINGTON NATIONALS 4


WORLD SERIES vs. HOUSTON ASTROS

Representing Washington, D.C. in the World Series for the first time since 1933, the Washington Nationals took Game 1 of the 2019 World Series, 5-4, over the Houston Astros. Trailing 2-0 after the bottom of the first, Ryan Zimmerman clubbed the first home run in Nationals World Series history to put Washington on the board in the second inning. The Nationals tied it in the fourth and took the lead in the fifth inning on an RBI-single by Adam Eaton and a two-run double by Juan Soto. Sean Doolittle closed it out with 1.1 perfect innings to seal the 5-4 victory.

In Game 2, the Nationals and Astros were tied at 2-2 after one inning before the Nationals went on to plate 10 runs from the sixth through ninth innings to take a commanding 2-0 lead in the World Series. Kurt Suzuki and Adam Eaton each clubbed their first career World Series home runs, while Asdrúbal Cabrera went 2-for-5 with three RBI.

GAME	10.22.19		1	2	3	4	5	6	7	8	9	R	H	E
1	@HOU	WASHINGTON NATIONALS	0	1	0	1	3	0	0	0	0	5	9	0
	WSH 5	HOUSTON ASTROS	2	0	0	0	0	0	1	1	0	4	10	0
		STARTING PITCHERS: WSH - Scherzer; HOU - Cole												
		WP - Scherzer (1-0) LP - Cole (0-1)												
		HOME RUNS: WSH - Soto (1), Zimmerman (1); HOU - Springer (1)												
		ATTENDANCE: 43,339												
		SAVE - Doolittle (1)												

GAME	10.23.19		1	2	3	4	5	6	7	8	9	R	H	E
2	@HOU	WASHINGTON NATIONALS	2	0	0	0	0	0	6	3	1	12	14	2
	WSH 12	HOUSTON ASTROS	2	0	0	0	0	0	0	0	1	3	9	1
		STARTING PITCHERS: WSH - Strasburg; HOU - Verlander												
		WP - Strasburg (1-0) LP - Verlander (0-1)												
		HOME RUNS: WSH - Eaton (1), Suzuki (1), Taylor (1); HOU - Bregman (1), Maldonado (1)												
		ATTENDANCE: 43,357												
		SAVE - None												



GAME 3	10.25.19																		
	@WSH																		
	HOU	4																	
	WSH	1																	

HOU	ASTROS	1	2	3	4	5	6	7	8	9	R	H	E
WSH	NATIONALS	0	1	1	0	1	1	0	0	0	4	11	0
STARTING PITCHERS: HOU - Greinke; WSH - Sánchez													
WP - James (1-0) LP - Sánchez (0-1) SAVE - Osuna (1)													
HOME RUNS: HOU - Chirinos (1); WSH - None													
ATTENDANCE: 43,876													

GAME 4	10.26.19																		
	@WSH																		
	HOU	8																	
	WSH	1																	

HOU	ASTROS	1	2	3	4	5	6	7	8	9	R	H	E
WSH	NATIONALS	2	0	0	2	0	0	4	0	0	8	13	1
STARTING PITCHERS: HOU - Urquidy; WSH - Corbin													
WP - Urquidy (1-0) LP - Corbin (0-1) SAVE - None													
HOME RUNS: HOU - Bregman (2), Chirinos (2); WSH - None													
ATTENDANCE: 43,889													

GAME 5	10.27.19																		
	@WSH																		
	HOU	7																	
	WSH	1																	

HOU	ASTROS	1	2	3	4	5	6	7	8	9	R	H	E
WSH	NATIONALS	0	2	0	2	0	0	0	1	2	7	10	0
STARTING PITCHERS: HOU - Cole; WSH - Ross													
WP - Cole (1-1) LP - Ross (0-1) SAVE - None													
HOME RUNS: HOU - Springer (2), Alvarez (1), Correa (1); WSH - Soto (2)													
ATTENDANCE: 43,910													

Washington's 2-0 lead did not last long. Houston won games three through five at Nationals Park, sending the series back to Minute Maid Park with the Astros leading, 3-2.

In Game 6, Stephen Strasburg capped his historic 2019 Postseason, becoming the only pitcher to go 5-0 in a Postseason in Major League history. He tossed 8.1 innings of five-hit, two-run ball to lead the Nationals. After trailing 2-1 after the first inning, Juan Soto, Adam Eaton and Anthony Rendon homered, and Rendon recorded five RBI on his own to power Washington's offense. Sean Doolittle finished off the ninth inning in relief of Strasburg and the Nationals topped the Astros, 7-2, to force a Game 7.

GAME 6	10.29.19																		
	@HOU																		
	WSH	7																	
	HOU	2																	

WSH	NATIONALS	1	2	3	4	5	6	7	8	9	R	H	E
HOU	ASTROS	1	0	0	0	2	0	2	0	2	7	9	0
STARTING PITCHERS: WSH - Strasburg; HOU - Verlander													
WP - Strasburg (2-0) LP - Verlander (0-2) SAVE - None													
HOME RUNS: WSH - Eaton (2), Rendon (1), Soto (3); HOU - Bregman (3)													
ATTENDANCE: 43,384													



After being scratched from his Game 5 start with neck spasms, Max Scherzer returned to full strength to take the hill in Game 7. He worked around seven hits and four walks to allow just two earned runs in 5.0 innings of work before handing the ball to rotation mate Patrick Corbin. The first-year National allowed just two hits with three strikeouts in 3.0 shutout innings of relief.

Trailing 2-0 heading to the top of the seventh inning, Anthony Rendon finally got to Astros pitcher Zack Greinke with a solo home run to left field. Juan Soto drew a walk and the Astros replaced the dealing Greinke with Will Harris. Howie Kendrick added to his already clutch Postseason with a two-run home run off the right field foul pole to give the Nationals the 3-2 lead.

The Nationals added a run in the eighth inning thanks to an RBI-single by Juan Soto, and plated two more in the ninth on a bases-loaded, two-run single by Adam Eaton to extend the lead to 6-2. Dave Martinez summoned Daniel Hudson for the ninth inning. After inducing a popup by George Springer, Hudson struck out Jose Altuve and Michael Brantley to give the Washington Nationals their first World Series Championship.

GAME	10.30.19														
	@HOU														
7	WSH	6								R	H	E			
	HOU	2								6	9	0			
				1	2	3	4	5	6	7	8	9	R	H	E
		WASHINGTON NATIONALS		0	0	0	0	0	0	3	1	2	6	9	0
		HOUSTON ASTROS		0	1	0	0	1	0	0	0	0	2	9	1
		STARTING PITCHERS: WSH - Scherzer; HOU - Greinke													
		WP - Corbin (1-1) LP - Harris (0-1)													
		HOME RUNS: WSH - Rendon (2), Kendrick (1); HOU - Gurrriel (1)													
		ATTENDANCE: 43,326													
		SAVE - None													



NATIONALS PARK



An evening view of Nationals Park from Marine One as President Barack Obama returns to the White House after traveling to Princeton, Indiana, to participate in a town hall at Millennium Steel Service, LLC, Oct. 3, 2014. (Official White House Photo by Pete Souza)

WELCOME TO NATIONALS PARK



Located in the heart of the nation's capital, Nationals Park redefines modern sports facility architecture and serves as a cornerstone of the mixed-use Capitol Riverfront, adjacent to the Navy Yard in Southeast Washington.

INNOVATIVE ARCHITECTURE UNIQUE TO WASHINGTON, D.C.

From South Capitol Street, the ballpark presents a monumental façade of architectural pre-cast concrete, metal and glass – features consistent with the traditions of D.C.'s most notable civic buildings.

Nationals Park is easily accessible for fans, especially those arriving from the north via the Navy Yard-Ballpark Metro Station, or on foot from nearby offices and residential neighborhoods.

Nationals Park guests can easily visit D.C.'s other attractions on their way to the ballpark. In addition to the area around the Navy Yard and Southwest Waterfront (Green Line), guests can take the Orange/Blue Line to the Capitol South Metro and walk to Nationals Park along New Jersey Avenue to M Street. Guests can also take the Orange/Blue Line to the Eastern Market station and enjoy a multitude of restaurant and retail offerings along Barracks Row's 8th Street SE.

Fans can enter Nationals Park through the Center Field Plaza and continue along the main concourse, which sweeps around the entire ballpark and offers an almost complete 360-degree open view of the playing field.

Other entry gates include: Left Field Gate, with entry access on South Capitol Street SE; Home Plate Gate, with entry access on Potomac Avenue SE; First Base Gate, with entry access on Potomac Avenue SE; and Right Field Gate, with entry access on First Street SE.

The seating bowl wraps around the various levels of the facility in a circular expression of steel and concrete, offering openness and panoramic views of the Anacostia waterfront, Navy Yard and landmarks such as the U.S. Capitol and Washington Monument.

BEST-IN-CLASS FAN EXPERIENCE

Nationals Park is equipped with advanced high-definition audio-visual technology, including a 4,800-square-foot high-definition scoreboard and more than 600 linear feet of LED ribbon board along the inner bowl fascia.

The ballpark also features a variety of fan interactive activities, food service venues, retail operations and family-friendly entertainment to ensure a compelling game day experience.

With a fully functioning meeting and conference center, four large club spaces, luxurious suites and spectacular views, Nationals Park is the ideal backdrop for corporate or personal events.

2019
POSTSEASON

NATIONALS
PARK

FRONT OFFICE
& OWNERSHIP
EXECUTIVES

EXECUTIVES

MANAGER &
COACHING
STAFF

PLAYERS

2022
IN REVIEW

HISTORY &
RECORDS

SCOUTING,
RESEARCH &
PLAYER DEV.

MEDIA



GREEN DESIGN

As the first major sports facility in the U.S. to earn the LEED-certified Silver designation by the U.S. Green Building Council, Nationals Park was a pioneer in green design upon its construction and is considered one of the most environmentally friendly ballparks in the country today.

Nationals Park incorporates a variety of sustainable design elements, including:

Cycle Reverse Vending Machines

As part of its involvement in Anheuser-Busch's National Recycling League, Nationals Park became the first Major League Baseball stadium to install Cycle Reverse Vending Machines. These machines promote the education of sustainable practices and diversify recycling collection points in the park.

Two machines were installed during the 2022 season and give fans the chance to win rewards in exchange for recycling their empty beverage containers at these machines. Fans insert empty beverage containers at the machines and scan a QR code to receive a unique transaction ID. Once they enter their information in the web app, users will find out instantly if they have won and will receive instructions on how to redeem their prize.

Across six home series during the 2022 season, more than 3,000 cans and cups were collected, creating a single stream, non-contaminated recycling source.

Solar Panels

After the 2018 season, the Washington Nationals and WGL Energy teamed up to install 4,132 solar panels in two locations at Nationals Park. Two roof canopies cover the upper deck of the parking garages situated on either side of the ballpark.

The power from the project generates a combined total of 1.4 megawatts of energy, supplying an estimated 10 percent of the ballpark's electricity needs each year. Since installation, the solar panels have produced enough energy to power the equivalent of more than 180 homes.

A Sustainable Site

Located near the Anacostia River, Nationals Park was categorized as a brownfield redevelopment and has served as a catalyst for urban revitalization in the area.

The ballpark's location is easily accessible via public transportation, including access to nearby metro stations and local bus routes.

Use of Materials

The Nationals Park playing field was replaced after the 2022 season, which resulted in the old field being converted into 680 tons of reusable top soil to be used in other community projects.

Additional furniture made from 97% post-consumer HDPE-milk jugs was purchased in 2022 for the area around the Budweiser Terrace, bringing the total to over 31,500 recycled milk jugs in the ballpark.

Water-conserving plumbing fixtures are used throughout the facility, reducing overall water consumption. These fixtures save an estimated 3.6 million gallons of water each year and reduce overall water consumption by 30 percent.

Building materials used on the project contained a minimum of 10 percent recycled content. Additionally, many building materials used on the project were produced regionally, which cut down on transportation costs while promoting the local economy.

Interior materials including adhesives, carpet glues and paints were specified with low VOC contents.

Roof materials offer a high degree of reflectance, minimizing the amount of heat released to the environment. A 6,300-square-foot green roof above the concession area beyond left field, which houses the CareFirst Giving Garden, also minimizes roof heat gain while supplying the local community with fresh produce.

During the 2022 season, the Giving Garden produced more than 800 pounds of fruits and vegetables that were distributed through Wards 7 and 8, through a collaboration between Cultivate the City and Building Bridges Across the River (BBAR).

An Intricate Ground and Stormwater Filtration System

Because Nationals Park is within close proximity to the Anacostia River, much care was taken to treat storm and ground water runoff.

The result is a unique, intricate water filtration system that separates water used for cleaning the ballpark from rainwater falling on the ballpark and treats both sources of water before it is released to the sanitary and stormwater systems.

The overall sustainability efforts led to the Washington Nationals being named the National League winner for the 2022 Green Glove Award. Since 2008, Major League Baseball has awarded the Green Glove Award to the Club with the highest rate of waste diverted away from landfills through recycling and composting efforts.

The Nationals were also named National League East Green Glove Award finalists during the 2020 season.

NATIONALS PARK: QUICK FACTS

Opening Date:	March 30, 2008
Designed By:	The joint venture team of Populous (formerly HOK Sport) and Devroux-Purnell Architects
2023 Seat Capacity:	41,373
Field Dimensions:	Left Field - 336 Feet Center Field - 402 Feet Right Field - 335 Feet

Playing Surface

- Following the 2017 season, the playing field went through a renovation project that included an upgraded irrigation system and a new rootzone for the natural grass field.
- Drainage lines consist of six-inch perforated drainage pipes that were installed in a pea-gravel layer, aligned every 15 feet across the entire playing field.
- The natural grass field consists of a three-way blend of Kentucky Bluegrass that is provided by Tuckahoe Turf Farms, located in Hammonton, N.J.
- Infield clay is a designed mix of sand, silt and clay, provided by DuraEdge Products, located in Slippery Rock, Pa.
- The material used for the warning track is a crushed red lava stone, also provided by DuraEdge Products.

Interesting Facts

- Inspiration for the look of the ballpark was taken from the I. M. Pei-designed East Wing of the National Gallery of Art.
- Because the field is 24 feet below street level, more than half of the crowd will walk straight off the street, onto the main concourse and into their seats, without ever using elevators or climbing ramps or stairs.
- Populous (formerly HOK Sport), the ballpark's designer, borrowed the inspiration for an odd, right-angled jog into the left center field fence from the now-demolished Griffith Stadium, former home of the Washington Senators.
- On Opening Day 2016, the Nationals hit a major milestone when the 25 millionth fan walked through the gates at Nationals Park. Among other gifts, the lucky fan received a pair of Opening Day tickets for the next 25 years and a special Nationals jersey and jacket.

NOT JUST FOR BASEBALL

In addition to baseball, Nationals Park was constructed with the purpose of hosting outside organizations and serving as a civic asset for the District of Columbia and surrounding region. Since opening in 2008, Nationals Park has gained a reputation as one of the premier locations for outdoor events and continues to find new and innovative ways to utilize all parts of the ballpark.

Stadiumlinks at Nationals Park

During the fall of 2022, Nationals Park was temporarily transformed into a one-of-a-kind golfing experience for golf and Nationals fans alike through a partnership with Stadiumlinks. Participants were able to view and experience the ballpark like never before.

The ballpark was altered into a specially designed, nine-hole golf course that re-imagined the traditional game of golf. The course included unique scoring and hole locations throughout the ballpark, with greens located on the playing field.



Enchant DC

Nationals Park transformed into a winter wonderland at Enchant DC during the 2019, 2021 and 2022 holiday seasons, highlighted by thousands of twinkly lights, the epic 100-foot-tall Christmas tree; an ice skating trail through the Christmas forest; The Village, comprised of dozens of local vendors showcasing home décor, jewelry and gourmet foods; and a chance to visit with Santa.



CONCERT PREPARATION AT NATIONALS PARK

Thanks to the hard work and dedication of its outstanding grounds crew, Nationals Park hosts outdoor concerts and a variety of other exciting events. The process to transform Nationals Park from a ballpark into a world-class entertainment venue follows several steps:

Concert preparation begins several months prior to concert load-in.

Field transformation begins immediately following the last out of the game preceding the concert. Protective tarps are placed over the entire infield dirt area and protective flooring is placed over the warning track surface.

The following morning, stage load-in begins. This typically takes place over a two- or three-day period. The grounds crew is responsible for overseeing all movement and placement of stage and sound equipment onto the field. It also supervises all crane movement from the time the cranes enter the building until the time they exit.

Once the stage has been constructed, production load-in begins (generally the day before the concert). This process involves speakers, video screens, lights, musical instruments and other electronics, taking several hours. The grounds crew oversees all movement and assists the production team in order to limit or prevent field damage.

Following production load-in, protective flooring is placed across all exposed grass.

The day of the concert, the grounds crew walks the field and stage area several times looking for any last minute adjustments that need to be made. Air and soil temperatures are closely monitored, as is the soil moisture content.

Concert load-out begins immediately following the end of the concert and concludes anywhere between 16 to 24 hours later.

Upon completion of the load-out, the grounds crew spends the remaining time prepping the field for when the Nationals return home.

NOTABLE EVENTS AT NATIONALS PARK

Pope Benedict XVI Mass

- On April 17, 2008, as part of his tour of the United States, Pope Benedict XVI celebrated Mass at Nationals Park.
- Approximately 47,000 people were in attendance.
- The audience included 14 cardinals, 250 bishops, and 1,300 priests.
- In accordance with Vatican protocol, Communion wafers were distributed within 20 minutes to more than 40,000 Mass attendees.

Billy Joel and Elton John: “Face to Face” Tour

- The first concert at Nationals Park was a blockbuster event, featuring Billy Joel and Elton John in a joint performance on July 11, 2009, as part of their “Face to Face” tour. A sold-out crowd saw the two legendary musicians perform.
- The duo focused on material from the 1970s and 80s during their concert at Nationals Park, and played nothing more recent than John’s 1983 hit “I’m Still Standing.”

Dave Matthews Band

- On July 23, 2010, the Dave Matthews Band performed at Nationals Park in the second-ever show held at the venue.
- The Zac Brown Band was the opening act for the concert, a preview of their 2015 performance at Nationals Park.

Jason Aldean: “Burn It Down” Tour

- Multi-platinum country entertainer Jason Aldean performed on July 25, 2014 at Nationals Park as part of his “Burn It Down” tour. Duo Florida Georgia Line and artist Tyler Farr opened for Aldean.

“Billy Joel in Concert”

- Billy Joel returned to Nationals Park as part of his “Billy Joel in Concert” series on July 26, 2014. The sold-out concert marked Billy Joel’s first solo headlining appearance at the ballpark and featured a 45-minute opening act from Gavin DeGraw.
- During the concert, Joel donned a Nationals baseball cap, despite his New York roots.

One Direction: “Where We Are Tour”

- On Aug. 11, 2014, English-Irish boy band One Direction brought their international “Where We Are Tour” to the nation’s capital.
- Australian pop/rock band 5 Seconds of Summer served as the opening act.

2015 NHL Winter Classic

- On Jan. 1, 2015, Nationals Park became the center of the hockey universe when the playing field was transformed into a hockey rink for the annual NHL Winter Classic. The 42,842 fans in attendance watched the Washington Capitals top the Chicago Blackhawks, 3-2, in dramatic fashion.
- There were two ice rinks built, one to serve as the playing surface and one to represent the Reflecting Pool on the National Mall.
- 3,000 gallons of Glycol coolant were used to help maintain the preferred ice temperature of 22 degrees Fahrenheit.
- The thickness of the ice was three inches.
- 32,000 square feet of decking was used for construction of the rink.
- 100,000 square feet of new grass was installed to bring the field back to a safe, consistent surface for baseball.

Taylor Swift: “1989 World Tour”

- International pop superstar Taylor Swift, winner of seven Grammy Awards, brought her “1989 World Tour” to Nationals Park on July 13 and 14, 2015. Swift performed in front of two sold-out crowds at the ballpark, totaling 85,014 fans over two nights.
- During the performance on July 13, Swift was joined onstage by New Zealand phenom Lorde. Swift was joined onstage by multi-platinum singer, songwriter and dancer Jason Derulo during the performance on July 14.
- The rock band Haim, singer-songwriter Vance Joy and pop sensation Shawn Mendes were the opening acts for Swift.

Zac Brown Band: “Jekyll + Hyde Tour”

- The “Jekyll + Hyde Tour” was the fifth headlining concert tour by country music group Zac Brown Band. The tour, which supported their fourth studio album, hit Nationals Park on Aug. 14, 2015.
- Nine of the shows on the tour took place at MLB parks, including Nationals Park, Fenway Park and Wrigley Field.
- The show, which lasted for two and a half hours, took place on a three-story tier stage and combined country music elements with EDM, rock and pop.
- During a break in the show, Zac Brown changed clothes and returned wearing a Washington Nationals baseball cap.

“Billy Joel in Concert”

- On July 20, 2016, legendary musician Billy Joel became the first artist ever to play Nationals Park three times. A sold-out crowd watched the Piano Man perform.

Bruce Springsteen and the E Street Band: “The River Tour 2016”

- “The River Tour 2016” marked the first tour in two years for Springsteen and the E Street Band and was performed in support of Springsteen’s 2015 “The Ties That Bind: The River Collection” box set and in celebration of the 35th anniversary of Springsteen’s 1980 album, “The River.”
- After playing at the Verizon Center (now Capital One Arena) in January, Bruce Springsteen returned to the nation’s capital and played a nearly three-hour set at Nationals Park on September 1, 2016. Afterward, the band encoored with another eight songs.

James Taylor & His All-Star Band

- James Taylor & His All-Star Band played four concerts at ballparks across the United States in summer 2017.
- Joining Taylor and his band onstage at Nationals Park was a special guest, singer-songwriter Bonnie Raitt.

The 89th Major League Baseball All-Star Game

- Please see the History and Records section for a detailed look at the 2018 All-Star Game festivities.

The Eagles and James Taylor & His All-Star Band

- The legendary Eagles came to Nationals Park on July 26 as part of their 2018 North American Tour. The concert at Nationals Park was one of only two concerts in the summer of 2018 that featured both the Eagles, who have sold more than 120 million albums worldwide, and James Taylor and His All-Star Band.

Zac Brown Band 2018: Down the Rabbit Hole Live! with very special guest OneRepublic

- Country music group Zac Brown Band made their third career appearance at Nationals Park on July 27, 2018, becoming the second band to perform thrice at the ballpark. The stop was part of their eighth headlining concert tour and featured an opening act from pop-rock band OneRepublic.

2019 World Series

- Please visit the first section of the 2022 Media Guide for a detailed look at the 2019 Postseason.

2021 Hella Mega Tour: Green Day, Fall Out Boy, and Weezer featuring special guest The Interrupters

- In the first concert since the 2018 season, the Hella Mega Tour stopped at Nationals Park on August 8, co-headlined by rock bands Green Day, Fall Out Boy, and Weezer. Due to the COVID-19 pandemic, Fall Out Boy was unable to perform, but Green Day and Weezer rocked out at a packed Nationals Park.

The Stadium Tour: Mötley Crüe and Def Leppard with special guests Poison and Joan Jett & The Blackhearts

- The Stadium Tour, a co-headlining tour by British rock band Def Leppard and American rock band Mötley Crüe, played a show at Nationals Park on June 22, 2022. Poison and Joan Jett & the Blackhearts were special guests on the tour and was Mötley Crüe's first major tour since 2015.

Lady Gaga: The Chromatica Ball Summer Tour

- On August 8, 2022, Lady Gaga kicked off the U.S. leg of her Chromatica Ball Summer Tour at Nationals Park. It marked her first performance at Nationals Park and was just one of 14 stops in her international arena tour.

Bad Bunny: World's Hottest Tour featuring very special guest Alesso

- In his first stadium tour, Bad Bunny brought his World's Hottest Tour to Nationals Park on August 23, 2022. Joining Spotify's most listened-to artist in the world and Billboard's #1 Latin Artist in the U.S. was special guest DJ Deorro.

2022 World Tour: Red Hot Chili Peppers with very special guests The Strokes and Thundercat

- On September 8, 2022, Red Hot Chili Peppers performed for the first time at Nationals Park with very special guests The Strokes and Thundercat.

Farewell Yellow Brick Road The Final Tour: Elton John

- Elton John returned to Nationals Park for the first time since 2009 as part of his Farewell Yellow Brick Road: The Final Tour on September 24, 2022.

UPCOMING EVENTS

P!NK: Summer Carnival 2023

- Global superstar P!NK will make her first visit to Nationals Park on August 7, 2023, as part of her Summer Carnival Tour. The 21-city tour marks her biggest North American tour to date and her first since 2018.
- The three-time Grammy Award-winning singer will be joined by special guests Pat Benatar & Neil Giraldo, Grouplove and DJ Kid Cut Up.

2023 World Tour: Bruce Springsteen and the E Street Band

- Bruce Springsteen and the E Street Band return to Nationals Park on August 28, 2023, marking the second leg of his North American shows.



HOME RUN MARKERS

Prior to the 2015 season, the Washington Nationals announced a project to mark the landing spots of long and/or significant home runs at Nationals Park. These historic markers paid homage to the white seats at Robert F. Kennedy Memorial (RFK) Stadium that marked the mammoth home runs hit by Washington Senators slugger, Frank Howard.

The following six home runs were the initial group of home runs marked by either a plaque or with a red painted seat.

Name	Date	Opponent	Location
Ryan Zimmerman <i>Nationals Park Inaugural Game Walk-Off Home Run</i>	3/30/2008	Atlanta Braves	Section 100, Row A, Seat 14
Jayson Werth <i>Walk-Off Home Run in Game 4 of the NLDS</i>	10/11/2012	St. Louis Cardinals	Visitors Bullpen Back Wall (plaque)
Michael Morse <i>Longest home run (465 feet per ESPN) in Nationals Park history (2008-pres.) as of the start of 2017</i>	7/20/2012	Atlanta Braves	Budweiser Brew House Back Railing (plaque)
Adam LaRoche <i>Upper Deck Home Run</i>	4/5/2014	Atlanta Braves	Section 236, Row A, Seat 14
Bryce Harper <i>Upper Deck Home Run</i>	4/9/2014	Miami Marlins	Section 234, Row F, Seat 11
Bryce Harper <i>NLDS Game 1 Upper Deck Home Run</i>	10/3/2014	San Francisco Giants	Section 234, Row C, Seat 5

The following home runs have since been marked around Nationals Park

Name	Date	Opponent	Location
Bryce Harper <i>Batter's Eye Home Run</i>	4/18/2015	Philadelphia Phillies	Batter's Eye Green Wall (plaque)
Bryce Harper <i>Upper Deck Home Run</i>	5/26/2016	St. Louis Cardinals	Section 236, Row A, Seat 11
Bryce Harper <i>Upper Deck Home Run</i>	7/20/2016	Los Angeles Dodgers	Section 236, Row J, Seat 12
Bryce Harper <i>Upper Deck Home Run</i>	5/26/2017	San Diego Padres	Section 236, Row A, Seat 6
Matt Adams <i>Upper Deck Walk-Off Home Run</i>	4/28/2019	San Diego Padres	Section 234, Row E, Seat 2
Kyle Schwarber <i>Upper Deck Home Run</i>	5/29/2021	Milwaukee Brewers	Section 236, Row C, Seat 9
Kyle Schwarber <i>Upper Deck Home Run</i>	6/28/2021	New York Mets	Section 234 Row H, Seat 6

NATIONALS IN THE COMMUNITY





WASHINGTON NATIONALS COMMUNITY RELATIONS

The Washington Nationals are committed to enhancing the quality of life for citizens in the Washington, D.C. region. The primary focus is through a series of initiatives that honor military families, encourage youth participation in baseball and softball, and support K-12 education in the community.

MILITARY INITIATIVES

The Washington Nationals are proud to work with the large community of military bases, installations and hospitals that serve as permanent or temporary homes to military service members and their families living in the Washington D.C. metropolitan area.

» NATS ON BASE

Through Nats on Base, the Nationals aim to provide year-round experiences that contribute to the quality of life for service members and their families in the Washington D.C. region, reaching them where they live and work - as well as in-park. The team works with regional and base leadership to develop programming and identify outreach opportunities at local installations.



NATS ON BASE
Serving the Military Community in the Washington Region

• Professional Development

Frontline Forum: Leadership Exchange


Nationals front office executives and coaching staff offer non-military perspectives to service members on a variety of topics, including leadership and specialty fields (security/planning, facilities, field maintenance, etc.).

Negro Leagues Panel

The Washington Nationals believe we have a responsibility to address national issues. One way that we can encourage dialogue on race relations is through the context of the rich history and painful legacy of Negro League Baseball.

Employee Recognition

The Nationals align with base recognition programs, providing prizes and recognition for employees of the quarter and/or the year.



• **Intramural Support**

Uniform Program

The Washington Nationals provide, at no cost to the teams, a Nationals-branded jersey and cap to each individual participating in base-affiliated softball leagues. Teams are differentiated through the use of a variety of styles and colors of T-shirts, jerseys and caps.

Battle of the Bases

Battle of the Bases is a military softball tournament, presented by the Nationals, which serves as an extension of the intramural season at each of the military bases in the National Capital Region.

Teams of active duty service members from all six branches, playing across all National Capital Region installations, participate in the tournament. Preliminary rounds are held at Joint Base Anacostia-Bolling in August to determine which bases will play in the championship game under the lights at Nationals Park.

• **Morale, Welfare, and Recreation**

Summer Reading

The Nationals work with base libraries and child youth programs to encourage reading over the summer months. The organization offers an initial elementary-aged activity book to engage youth, and then rewards participants with ticket vouchers for achieving summer reading goals.

Base HIIT

Base HIIT is a high intensity interval training (HIIT) workout for service members at Nationals Park. Fitness is core to the military's mission, and Base HIIT provides a unique opportunity for service members to take the field at Nationals Park, utilizing areas like the bullpens, field, and stadium steps for five-minute workout stations.



» **In-Park Recognition**

• **Branch Days presented by Raytheon Technologies**

The Nationals dedicate special games to honor and celebrate each of the six branches of the military, as well as the National Guard. At each of these games, representatives from the branch participate in the pregame ceremony and the Salute to Service.

- May 1 – National Guard Day
- June 2 – U.S. Navy Day
- June 16 – U.S. Army Day
- July 21 – U.S. Space Force Day
- Aug. 1 – U.S. Coast Guard Day
- Aug. 16 – U.S. Marine Corps Day
- Sept. 18 – U.S. Air Force Day

• **PenFed Patriotic Series**

- April 4 – Military Appreciation Day
- May 25 – Memorial Day
- July 4 – Independence Day
- Sept. 10 – Heroes Day – September 11th Remembrance

• **Salute to Service**

The Nationals offer premium seating in the Terra Club for select military groups and their families during every home game. At the end of the third inning, honorees are recognized on the NatsHD scoreboard and receive a standing ovation from fans. Tickets are allocated through military hospitals and support organizations and are not available for individual distribution.



EDUCATION INITIATIVES

» **SUMMER READING**

Building on the success of the program over the last nine years, the Nationals are proud to have partnered with every municipal library system in the D.C. metropolitan area including the following systems:

- Alexandria Public Library
- Arlington Public Library
- DC Public Library
- Department of Defense Morale, Welfare and Recreation
- Fairfax County Public Library
- Loudoun County Public Library
- Montgomery County Public Libraries
- Prince George's County Memorial Library System

Participants who successfully complete their local library system's program receive a voucher for two free tickets to a future Nationals game.

» **SUMMER READING SUNDAYS**

Summer Reading Sundays return in 2023, offering pregame programming in which Nationals players read aloud to children, as well as literacy-focused activities in partnership with Arlington Public Library, DC Public Library, Library of Congress, Smithsonian National Postal Museum, National Children’s Museum, and National Geographic Kids. This year’s scheduled dates are:

June 4

June 18

July 9

July 23

August 13

» **NATSPREP**

NatsPrep is a partnership between the Nationals and the DC Public Schools Academies of Hospitality and Tourism offering an in-depth course for students interested in hospitality, sports promotion and event management careers.

The Nationals work directly with students throughout the school year by providing experiential seminars with Nationals executives.

» **GRAND SLAM SCHOOLS**

The Nationals Grand Slam Schools program aims to support member schools through three main pillars of reading/literacy, physical education and STEM Education as well as in ways that reflect the specific needs and priorities of individual member schools.

The Nationals offer assets that can help expand education opportunities for students and provide teachers and schools with fun and strategic ways to engage students and associate them with the national pastime of baseball and their local team, the Washington Nationals. Member schools are:

- | | | |
|--------------------------------|---|-------------------------------------|
| Amidon-Bowen Elementary School | East Silver Spring Elementary School (MD) | |
| Ft. Belvoir Lower School (VA) | Ft. Belvoir Upper School (VA) | Garrison Elementary School |
| Hearst Elementary School | John Lewis Elementary School | Ketcham Elementary School |
| Murch Elementary School | Payne Elementary School | Piney Branch Elementary School (MD) |
| Ross Elementary School | Stoddert Elementary School | Tyler Elementary School |
| Van Ness Elementary School | Wheatley Education Campus | Whittier Elementary School |



IN COOPERATION WITH

DISTRICT OF COLUMBIA PUBLIC SCHOOLS CAREER ACADEMIES ON HOSPITALITY AND TOURISM



GRAND SLAM SCHOOLS





YOUTH BASEBALL AND SOFTBALL INITIATIVES

An enduring tenet of the Nationals community work is serving area youth ballplayers and their leagues. The primary focus is to:

- Provide resources, programs and experiences that support and improve the quality of the youth baseball and softball experience.
- Create lasting and meaningful connections for young people with their hometown team.

» *Team UP*

Started in 2015, Team UP is a cornerstone program for the franchise. Now in its ninth year, Team UP supports 30 leagues serving more than 18,000 kids.

Originally designed to defray costs by providing uniform merchandise, Team UP quickly became a robust, multi-dimensional program offering opportunities that cultivate a passion for baseball. In addition to no-cost merchandise, over the years member leagues have received:

- Personal player visits
- Free ticket game days
- Unique experiences including marching in the World Series parade, mascot visits, free WinterFest attendance, ceremonial first pitches, etc.
- Free clinics (youth, coaching, field maintenance) led by the Washington Nationals staff

Other Activities

The Nationals also offer youth baseball and softball support and recognition through:

- Equipment drives
- *Champions Day* to recognize high school, 12U, 11U and 10U area teams that have won state, regional or national titles

» *FOR MORE INFORMATION*

Player Relations: Shawn Bertani, Shawn.Bertani@nationals.com

Military Initiatives: Nicole Murray, Nicole.Murray@nationals.com

Educational Initiatives: Alex Robbins, Alex.Robbins@nationals.com

Youth Baseball and Softball Initiatives: Sadé Means, Sade.Means@nationals.com

www.nationals.com/Community



MLB COMMUNITY AWARDS

YEAR	ROBERTO CLEMENTE NOMINEE	HEART & HUSTLE NOMINEE	BOB FELLER ACT OF VALOR NOMINEE (Est. 2013)
2005	Jamey Carroll	—	—
2006	Chad Cordero	Alfonso Soriano	—
2007	Ryan Zimmerman	Ryan Zimmerman	—
2008	Joel Hanrahan	Jesus Flores	—
2009	John Lannan	Ryan Zimmerman	—
2010	Josh Willingham	Ian Desmond	—
2011	Ian Desmond	Ian Desmond	—
2012	Ryan Zimmerman	Bryce Harper	—
2013	Ryan Zimmerman	Ian Desmond	Ross Detwiler
2014	Ian Desmond	Ian Desmond	Adam LaRoche
2015	Denard Span	Ian Desmond	Craig Stammen
2016	Ryan Zimmerman	Daniel Murphy	—
2017	Ryan Zimmerman	Anthony Rendon	—
2018	Ryan Zimmerman	Trea Turner	Sean Doolittle (Winner)
2019	Anthony Rendon	Howie Kendrick (Winner)	—
2020	Sean Doolittle	—	—
2021	Max Scherzer	Trea Turner	—
2022	Josh Bell	Josh Bell	—

» ROBERTO CLEMENTE AWARD

Since 1972, Major League Baseball has annually presented an award (originally known as The Commissioner's Award) to the player who best exemplifies the game of baseball, sportsmanship, community involvement and the individual's contribution to his team.

In 1973, following the tragic death of Roberto Clemente, the award was renamed to honor the man whose spirit and goodwill will always be remembered. The award recognizes those individuals who truly understand the value of helping others.

A panel of baseball dignitaries and MLB Commissioner Rob Manfred annually select a winner from a list of 30 nominees, one from each Major League Baseball club.

» HEART AND HUSTLE AWARD

Created by the Major League Baseball Players Alumni Association in 2005, the Heart & Hustle Award is voted on by Alumni and active Major League players and is presented annually to an active player who demonstrates a passion for the game of baseball and best embodies the values, spirit and traditions of the game.

The MLBPAA formed 30 committees, comprised of Alumni players with established relationships to each team. One player from each Major League team is chosen by the committees based on the passion, desire, and work ethic demonstrated both on and off the field. These players are recognized prior to a late-season home game. As the season draws to a close, fans, all Alumni, and active players vote to select the final winner from the 30 team nominees.

After his outstanding 2019 season - and his many heroics to the Nationals to the 2019 World Series Championship - infielder Howie Kendrick was named the winner of the Heart & Hustle Award by the MLBPAA.

» BOB FELLER ACT OF VALOR AWARD

The Bob Feller Act of Valor Foundation, through the unique intersection of baseball and the US Navy, recognizes and honors those who support service men and women with the Bob Feller Act of Valor Award. The award uses Bob Feller's story to educate the youth of today on lessons of citizenship, service to one's country and sacrifice in times of great national need. Teaching the legacy of the Greatest Generation to the youngest generation helps instill in them the virtues of service to others. Sean Doolittle was chosen as the league-wide, national winner in 2018.





TOGETHER WE ARE #NATS4GOOD - Official charitable arm of the Washington Nationals

Every professional sports team plays an important role in the civic fabric of its community – authentically knitting together a diverse citizenry in allegiance to a shared fandom. The Washington Nationals are committed to leveraging its powerful, unifying, and highly visible brand to galvanize community engagement that delivers impact greater than the sum of its individual parts.

Washington Nationals Philanthropies is the official charitable arm of the Washington Nationals. Its mission is to champion opportunities for all residents of the Greater Washington Region to thrive by inspiring investment in the community. The organization delivers on this commitment by spurring investment in community-based programs that address the disparity of opportunity for residents of the region across a variety of needs.

Since 2007, the foundation has issued over \$6.6 million in grants to local organizations. Through its signature program, the Nationals Youth Baseball Academy, the organization operates year-round holistic youth development and baseball instruction activities. Since 2013, the organization has invested \$42 million for facility construction and annual programming through the Academy.

More updates about new projects, events, and initiatives will be available throughout the season. For information, please contact philanthropies@nationals.com or visit nats4good.org.

LOOK BACK: DELIVERING LOCAL IMPACT IN 2022

Nationals Philanthropies exists to pull together members of our community to invest in the programs and services that provide the greatest opportunities for all residents to thrive. Last year, thousands of Nationals fans stepped up to help neighbors in need across the region.

Below is a snapshot of what was accomplished together in 2022 as #NATS4GOOD:

- Nationals Philanthropies issued grants to local nonprofits delivering critical programs and services to residents. Since 2019, it has issued funds to 65 different local organizations and invested more than \$1.8 million through community grants.
- The total jackpot for the 5050 Raffle reached nearly \$1 million last season, and Nationals fans went home with half of that. The raffle raises key support to advance community impact work.
- At the Nationals Night4Good, Nationals Philanthropies honored Washington Nationals Founding Managing Principal Owner Theodore N. Lerner with the Power of Baseball award for his exemplary efforts to create opportunities for all residents of the Greater Washington Region and champion a community-first mindset.
- Together with all D.C. professional sports teams, the Nationals and Nationals Philanthropies announced





a combined donation of more than \$100,000 to Everytown for Gun Safety's Community Safety Fund, providing direct investment and capacity building to community-based violence intervention programs. Nationals players and coaches wore special t-shirts with the message "ENOUGH" printed in orange in recognition of Gun Violence Awareness Day as part of this initiative.

- Nationals Philanthropies hosted its fifth – and largest – Thanksgiving meal distribution to date, handing out more than 12,000 pounds of food during Turkeypalooza presented by BetMGM. Thanks to generous support from BetMGM, Turkeypalooza expanded beyond the Nationals Youth Baseball Academy to three additional area locations three days, handing out more than 3,200 complete meals into the community.

- Contributions from Nationals fans through the "Buy A Bag" campaign allowed us to distribute more than 2,500 produce bags from the weekly farmers market at Nationals Academy. To date, Nationals fans have helped distribute more than 6,000 produce shares into the community.

Public contributions make this impact possible, fueling our future to build steadily toward a more equitable community.

For the latest Nationals Philanthropies news, visit nats4good.org/news.



LOOK AHEAD: 2023 FUNDRAISERS + EVENTS*

As Nationals Philanthropies continues to build a culture of philanthropy in the region, cornerstone activities galvanize the Washington Nationals base – including players, fans and corporate champions – to support the community, most often by flexing their wallets through fundraising activations. Grassroots fundraising activations spur small dollar contributions from what the organization calls "Citizen Fans" – residents of the region who may also be fans of the Washington Nationals.

IN-STADIUM FUNDRAISERS

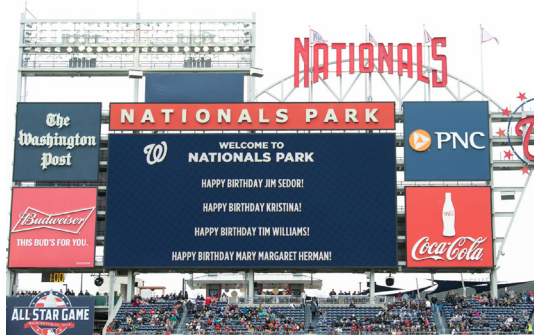
» 5050 RAFFLE - All Nationals Home Games

The 5050 Raffle is back at Nationals Park and online this spring. To date, the total 5050 Raffle jackpot has exceeded \$6 million dollars. Cash, credit cards, and debit cards are accepted. New prizes and more ticket options this season give fans even more ways to win. For more information and to purchase tickets, visit nats4good.org/5050.

» SCOREBOARD MESSAGES - All Nationals Home Games

Nationals guests wishing to display general welcome, birthday or anniversary messages on the NatsHD scoreboard may do so by making a \$100 donation to Washington Nationals Philanthropies at least 24 hours prior to the start of the game they wish to have their message appear. Scoreboard messages are displayed during the middle of the fifth inning. For more information and to purchase messages, visit nats4good.org/scoreboard.

» PHILANTHROPIES DAY – June 4





In advance of this annual in-park celebration, exciting branded items and signed memorabilia will be available to supporters. All proceeds benefit Nationals Philanthropies. For more information, visit nats4good.org.

» **JERSEYS OFF THEIR BACKS - Sept. 18 - Sept. 24**

Jerseys Off Their Backs is the longest-running fundraiser hosted by Nationals Philanthropies. During the final homestand of the regular season, fans can purchase raffle tickets for the chance to win an authentic, autographed jersey "off the back" of a Nationals player or coach at the conclusion of the season. For more information, visit nats4good.org/jerseys.

For other ways to support, visit nats4good.org/ways-to-give.

FUNDRAISING EVENTS

» **NATIONALS HOMECOMING GALA - March 28**

Nationals Philanthropies will once again welcome the return of baseball to Washington with the Nationals Homecoming Gala at The Anthem. Sponsors and supporters are invited to join Nationals players, coaches and front office executives to celebrate the excitement of a new season at the team's premier off-the-field event. The event features a red carpet, cocktail reception, silent auction, live entertainment and exclusive after-party, as well as the presentation of the annual Power of Baseball award to Ryan Zimmerman.

For more information about fundraising events, visit nats4good.org/events.



W



**WASHINGTON NATIONALS
YOUTH BASEBALL ACADEMY**

3675 ELY PLACE





SIGNATURE PROGRAM OF NATIONALS PHILANTHROPIES

As the signature program of Nationals Philanthropies, the Washington Nationals Youth Baseball Academy uses baseball and softball as vehicles to foster positive character development, academic achievement and improved health among youth living east of the Anacostia River. It embodies the broader mission to champion opportunities for residents of the Washington region to thrive.

The Academy operates out of a nine-acre education and recreation campus. The facility opened in March 2014 and features an 18,000 square foot “education clubhouse” complete with seven classrooms, a teaching kitchen, and multi-purpose training and education space. The grounds include three lighted turf fields – two multipurpose youth baseball/softball diamonds and a full 90-foot diamond.

The culture at the Academy is grounded in the positive values of sports – instilling in Scholar Athletes a love of physical activity as well as the qualities of determination, resiliency, teamwork and goal setting. Programs impart a lasting impact through holistic youth development activities – including academic enrichment, physical activity anchored in baseball and softball instruction, and health education.

» *YBA PLAY / Engagement*

Ages 5-12, Citywide

A seasonal league that makes the game more accessible to young players. Modified game rules enable a faster pace of play and recognize effort over skill, allowing for deeper engagement and love for the game of baseball.

» *HUSTLE / Development*

Ages 9-17, Wards 7 & 8

A program for players eager for higher competition and advanced skill development. Participants play games against local talent, engage in tournaments, showcases and “pro” workouts to hone skills, develop on-field accuracy, discipline, and athleticism. HUSTLE sets players up to pursue athletics in high school and beyond.

» *BASE PROGRAM / Education*

Age 8-14, Wards 7 & 8

A holistic afterschool enrichment program that blends sports activity, nutrition instruction, mentoring, specialized activities, and STEM-focused academic support with socio-emotional skills development. BASE is geared toward overall wellness and ongoing growth.

» *FIELD OF GREENS MARKET / Food Access*

Children & Families, Wards 7 & 8

Operated continuously since 2018 to supply healthy and nutrient-dense food, the Field of Greens Farmers Market is the only year-round farmers market for community residents in Ward 7 and features shares of fresh produce at a greatly subsidized rate.

For more information, visit natsacademy.org.

LOOK BACK: ACADEMY 2022 HIGHLIGHTS

Throughout the year, the Nationals Youth Baseball Academy served nearly 1,000 youth and remained a community resource for academic enrichment, baseball and softball programming, and the only year-round farmers market in Ward 7.

- More than 700 area youth participated in fun and free introductory YBA PLAY clinics or summer leagues. YBA PLAY provides high quality, creative instruction and an opportunity to learn from trained, community-based coaches.

- Nike, the Official Uniform and Footwear Supplier of Major League Baseball, signed on in 2022 as the first-ever presenting sponsor of YBA PLAY by providing direct financial support for program operations and equipment along with apparel for summer league uniforms.

- In May, the Academy celebrated the latest class of eighth-grade Scholar Athletes to graduate from the program. These exceptional youth are already making their mark in high school on and off the field.

- A softball team representing the Nationals Youth Baseball Academy won Major League Baseball's All-Star Jennie Finch Classic as part of the 2022 All-Star Week festivities.

- Last year, 60 volunteer mentors committed more than 1,000 hours during weekly meetings with their Scholar Athlete mentees. These incredible Academy mentors provide responsive support in athletics, academics, and social-emotional development.



LOOK AHEAD: 2023 KEY DATES*

Public support offsets the Academy's more than \$2 million annual operating budget and goes directly toward equipment, classroom supplies, and trained coaching staff to support Scholar Athletes and the surrounding community.

» **ACADEMY OPENING DAY - April**

Competitive youth baseball and softball players take the field at Nationals Academy for the official opening of the HUSTLE spring season with a celebration at the facility.

» **ACADEMY GRADUATION - May**

The annual graduation ceremony recognizes the eighth-grade Scholar Athletes completing the Nationals Academy program and transitioning to high school. Fans are invited to support the next generation of scholars through an annual "Class Gift" fund to propel future Academy programs.

» **ACADEMY DAY - July 9**

Fans and players at Nationals Park join in celebrating of the youth development program at Nationals Academy. Scholar Athletes participate in the pregame ceremonies in recognition of their hard work on and off the field.

» **MUSHBALL CLASSIC TOURNAMENT - Fall**

The annual Mushball Classic invites tournament organizations from all industries across the Washington, D.C. Region to form a team and compete in a softball-style tournament held at the Nationals Youth Baseball Academy.

Learn more at natsacademy.org.

*Dates are subject to change.





THE NATIONALS AND THE USO TOUR

On several occasions, the Washington Nationals have been personally invited to join the General Martin E. Dempsey, former Chairman of the Joint Chiefs of Staff, on his annual Chairman's USO Holiday Tour. Nationals participants have included Aaron Barrett (2020) and Adam Eaton (2020), as well as former players Doug Fister (2014), Adam LaRoche (2013), Ross Detwiler (2012) and Craig Stammen (2012).

The trip is a whirlwind tour across several countries that is calculated down to the second. For safety reasons, little is known about the trips ahead of time. Past tours have included visits with service members all over the world, including Poland, Romania, Greece, Afghanistan, Italy, Germany, the United Kingdom, Turkey, Bahrain and Kyrgyzstan. Though it's an exhausting stretch of days, every participating player has returned home inspired and with a changed perspective.



"I'll tell you, this won't be my last USO tour. They've touched our hearts. They put their lives on the line over here every single day. Hopefully, we were able to put a smile on their faces."

-Adam Eaton, 2020

"It's humbling. It has been such an amazing journey to be able to give these men and women thanks and to tell them how much we appreciate what they do. We wouldn't be able to play this great game without them, and it's amazing."

-Aaron Barrett, 2020



"The Chairman's USO holiday tour really opened my eyes to the world—and the war. The sacrifice, the threats, the teamwork and chemistry needed between individuals, are just a few of the many things that we were shown throughout this experience."

-Doug Fister, 2014

"I can't say I ever really looked at the flag and thought, 'Somebody paid the price for that.' I will now. I hope it's going to be a lot easier to not take those things for granted like we typically do."

-Adam LaRoche, 2013



"This trip was truly life changing and I will never look at this war or the soldiers the same."

-Ross Detwiler, 2012

FRONT OFFICE & OWNERSHIP





Dear Nats Fans:

Welcome to the 19th season of Washington Nationals baseball!

We enter the 2023 campaign with a group of players that we hope will develop into the core of our next championship club. Having CJ Abrams and MacKenzie Gore for a full season, along with another year of young battery mates Josiah Gray and Keibert Ruiz, provides us with a tremendous foundation moving forward. Returning veterans Joey Meneses, Luis Garcia, Lane Thomas, Kyle Finnegan, Victor Robles and Patrick Corbin join that mix of players in helping us return to where we know we can be as an organization.

Mike Rizzo and his staff did a great job targeting players that have proven track records at the Major League level that they feel will have strong bounce back seasons. Jeimer Candelario tied for the MLB lead in doubles in 2021, and we've seen what Dominic Smith can do after having gone up against him in the NL East the last six seasons. In addition to those two, we've seen a lot of guys like Trevor Williams and Corey Dickerson play against us over the years, so it's good to see them wearing the Curly W.

We continue to be impressed by Davey Martinez's energy, enthusiasm and leadership. We are proud to have him as the manager of our ball club and cannot wait to see what he does with this group of young and exciting players.

At the Minor League level, our system continues to improve thanks to the work of both our scouting and player development groups. Baseball America cited us as the No. 7 system and MLB Pipeline.com ranked us No. 10 in baseball entering the season, and we think it will continue to climb in the future. We have a collection of players throughout our system that we know will eventually join the group of established big leaguers that we mentioned above. We have the No. 2 pick in the 2023 First-Year Player Draft, so top talent will continue to be infused into our organization.

Thank you for your continued support of this team. We can't wait to see you at Nationals Park this season!

Go Nats!

Annette M. Lerner

Mark D. Lerner

Judy L. Lerner

Edward L. Cohen

Debra Lerner Cohen

Robert K. Tanenbaum

Marla Lerner Tanenbaum

WASHINGTON NATIONALS FRONT OFFICE DIRECTORY



WASHINGTON NATIONALS BASEBALL CLUB
 Nationals Park
 1500 South Capitol Street, S.E.
 Washington, DC 20003
 202.640.7000
nationals.com | [@nationals](https://twitter.com/nationals)

PRINCIPAL OWNERS

Managing Principal Owner.....	Mark D. Lerner
Principal Owner.....	Annette M. Lerner
Principal Owner.....	Marla Lerner Tanenbaum
Principal Owner.....	Debra Lerner Cohen
Principal Owner.....	Robert K. Tanenbaum
Principal Owner.....	Edward L. Cohen
Principal Owner.....	Judy Lenkin Lerner

FOUNDING PARTNERS

Paxton K. Baker
 James T. Brown
 Alphonso Maldon, Jr.
 B. Doyle Mitchell
 Raul R. Romero
 Rodney E. Slater

PARTNERS

Fredrick D. Schaufeld; Clifford A. White; Anthony P. Nader; Jonathan
 Ginns; David Dupree; John W. "Squire" Galbreath; Arthur N. Fuccillo;
 Jacob K. Schwalb; Harris L. Schwalb; Alan H. Gottlieb; Lori A. Creasy;
 Margaret M. Mekenie; Fred S. Zeidman

EXECUTIVE MANAGEMENT

Chief Operating Officer, Lerner Sports.....	Alan Gottlieb
Executive Vice President, Business Operations.....	Mike Carney
Senior Vice President.....	Elise Holman



BASEBALL OPERATIONS

President of Baseball Operations & General Manager.....	Mike Rizzo
Chief Financial Officer	Ted Towne

Major League Operations

Vice President & Assistant General Manager, Baseball Operations.....	Michael DeBartolo
Assistant General Manager, Player Personnel.....	Mark Scialabba
Vice President, Clubhouse Operations & Team Travel	Rob McDonald
Senior Advisor to the General Manager.....	Jack McKeon
Assistant, Major League Administration	Jordan Missal
Director, Baseball Operations	James Badas
Analyst, Baseball Operations.....	Silas Morsink
Coordinator, Baseball Operations	Jason Fixelle
Quality Assurance Coordinator.....	Jonathan Tosches
Manager, Advance Scouting.....	Greg Ferguson
Coordinator, Major League Video & Technology	Kenny Diaz
Assistant, Major League Video & Technology	Dominic Merlino
Clubhouse & Equipment Manager	Mike Wallace
Assistant, Clubhouse Operations & Team Travel	Kate Donnelly
Clubhouse Manager - Visiting Clubhouse.....	Matt Rosenthal
Equipment Manager.....	Dan Wallin
Clubhouse Assistant	Mike Gordon
Clubhouse Assistant	Andrew Melnick
Clubhouse Assistant	Gregory Melnick

Baseball Research and Development

Senior Director, Baseball Research & Development.....	Lee Mendelowitz
Director, Baseball Research & Strategy	Max Ehrman
Manager, Major League Strategy	David Higgins
Lead Analyst, Baseball Research & Development.....	Michael Schatz
Analyst, Baseball Research & Development.....	David Gagnon
Analyst, Baseball Research & Development.....	Lee Przybylski
Analyst, Baseball Research & Development.....	Omar Taveras
Coordinator, Player Development Analytics.....	Jordan Rassmann
Player Development Analyst, Baseball Research & Development	Allen Ho
Senior Developer, Baseball Research & Development.....	Jason Holt
Senior Developer, Baseball Research & Development.....	Jay Liu
Developer, Baseball Research & Development.....	Harout Boujakjian
Data Engineer.....	Chris Jordan
Data Engineer.....	Jimmy Morrow
Data Engineer.....	Jonathan Rice

Medical Services

Executive Director, Medical Services	Harvey Sharman
Lead Team Physician.....	Dr. Robin West
Director, Athletic Training	Paul Lessard
Head Athletic Trainer.....	Dale Gilbert
Assistant Athletic Trainer.....	Jonathan Kotredes
Team Physician and Internist	Dr. Dennis Cullen
Team Physician, Minor League and Florida Operations	Dr. Bruce Thomas
Head Strength & Conditioning Coach.....	Brett Henry
Assistant Major League Strength & Conditioning Coach	Tony Rogowski
Corrective Exercise Specialist	Patrick Panico
Team Chiropractor	Dr. Hiram Bagy
Director of Visual Performance	Dr. Keith Smithson, .O.D.
Team Dentist.....	Dr. Hugo Bonilla, DDS MS
EAP Coordinator.....	Frank Jans





Scouting

Vice President & Assistant General Manager, International Operations..... Johnny DiPuglia
 Vice President & Assistant General Manager, Scouting Operations..... Kris Kline
 Director, International Operations..... Mike Cadahia
 Director, Player Procurement..... Kasey McKeon
 Director, Scouting Operations..... Eddie Longosz
 Director, Latin America Scouting..... Fausto Severino
 Special Assistant to the VP, International Operations Ricky Gutierrez
 Special Assistant to the General Manager..... Steve Arneri
 Special Assistant to the General Manager..... Michael Daughtry
 Special Assistant to the General Manager..... Willie Fraser
 Special Assistant to the General Manager..... Jeff Harris
 Special Assistant to the General Manager..... Greg Hunter
 Special Assistant to the General Manager..... Dan Jennings
 Special Assistant to the General Manager..... John Mirabelli
 Special Assistant to the General Manager..... Mike Pagliarulo
 Special Assistant to the General Manager..... Jay Robertson
 Special Assistant to the General Manager..... Matt Ruebel
 Special Assistant to the General Manager..... Bob Schaefer
 Special Assistant to the General Manager & Director, Pitching Evaluation..... Jeff Zona
 Assistant Director of Amateur Scouting Mark Baca
 West Coast Crosschecker..... Fred Costello
 Midwest Crosschecker..... Jimmy Gonzales
 Area Supervisor..... Bryan Byrne
 Area Supervisor..... Brian Cleary
 Area Supervisor..... Ben Diggins
 Area Supervisor..... James Goodwin
 Area Supervisor..... Kevin Ham
 Area Supervisor..... Bob Hamelin
 Dominican Republic Supervisor Riki Vasquez
 East Coast Crosschecker Alan Marr
 Southeast Crosschecker & Area Supervisor Alex Morales
 Latin America Crosschecker..... Alex Rodriguez
 Assistant, International Scouting Taisuke Sato

Player Development

Director, Player Development..... De Jon Watson
 Assistant Director, Player Development..... John Wulf
 Director, Minor League Operations..... Ryan Thomas
 Senior Advisor, Player Development..... David Jauss
 Senior Advisor, Player Development..... Spin Williams
 Special Assistant to the General Manager..... Gerardo Parra
 Director, Player Development Technology & Strategy David Longley
 Assistant Director, Player Development Technology & Strategy Patrick Coghlan
 Biomechanist..... Brittany Mills
 Catching Coordinator..... Randy Knorr
 Field Coordinator..... Bobby Henley
 Outfield & Base Running Coordinator Coco Crisp
 Infield Coordinator..... Cody Ransom
 Pitching Coordinator..... Sam Narron
 Quality Control Coordinator..... Bill Mueller
 Hitting Coordinator..... Joe Dillon
 Lower Level Hitting Coordinator..... Troy Gingrich
 Lower Level Pitching Coordinator..... Michael Tejera
 Rehab and DR Pitching Coordinator..... Mark Grater
 Medical Rehab Coordinator..... Gene Basham
 Assistant Medical Rehab Coordinator Jeff Allred
 Physical Therapist..... JR Wood
 Coordinator, Minor League Video..... Allan Bekerman
 Strength & Conditioning Coordinator..... Gabe Torres
 Assistant Strength & Conditioning Coordinator Shane Hill
 Minor League Nutritionist..... Emily Kaley

Coordinator, Minor League Operations & Player Education	Andrew Scarlata
Minor League Clubhouse & Equipment Coordinator	Carlos Felix
Minor League Clubhouse Operations	Scott Paquin
Clubhouse Assistant	Giovanni Augusti
Clubhouse Assistant	Brandon Darnell
Assistant Director, Minor League Operations.....	JJ Estevez
Manager, Florida Operations.....	Dianne Wiebe
Assistant, Minor League Operations.....	Juan Iglesias

BALLPARK OPERATIONS

Senior Vice President & General Manager of Nationals Park	Frank Gambino
Senior Vice President, Ballpark Operations.....	Lisa Marie Czop

Groundskeeping

Director, Field Operations.....	John Turnour
Field Manager	Cameron Basila
Field Supervisor	Max Wadsworth
Assistant Field Manager.....	Lucas Montgomery

Retail

Executive Director, Retail.....	Andrew Boswell
Warehouse Manager	Keith Butler
Store Manager	Courtney Epps
Manager, Retail Experience.....	Jacob Charmatz
Senior Manager, Retail Operations	Leah Kelley
Program Manager, Authentics	Abigail Ulewicz
Coordinator, Authentics.....	Chris Mayo
Coordinator, Retail.....	Rebekah Haskell
Assistant Buyer	Will Franklin

Event Operations

Director, Events	Kevin Kelley
Manager, Events	Adrienne Cleverley
Assistant Manager, Events.....	Kali Fujinami
Coordinator, Events	Giselle Diaz
Coordinator, Ballpark Operations.....	RJ O'Brien
Senior Manager, Venue Services	Ryan LoScalzo
Senior Manager, Ballpark Operations.....	Matthew O'Rourke
Coordinator, Logistics.....	Brice Goff
Lead, Logistics.....	Garrett Day
Loading Dock Coordinator	Jherick Cooper
Logistics Specialist.....	Blake Mintz
Logistics Specialist.....	Eric Mintz
Logistics Specialist.....	Emanuel Smith

Guest Experience

Manager, Guest Experience & Ballpark Tours.....	Jillian Pekoske
Manager, Guest Experience Operations.....	Latoya Wright
Coordinator, Guest Experience	Emily Ahnin

Security

Vice President, Public Safety & Security	Scott Fear
Director, Security.....	Gregory Monahan
Manager, Public Safety & Security	Tajanna West
Coordinator, Security.....	Wesley-Xavier Smith
Coordinator, Security.....	Drew Hurley
Supervisor, Special Police.....	Darryl Melton
Supervisor, Special Police.....	Quentin McNeil
Supervisor, Special Police.....	Marcus Farrell
Special Police Officer.....	Shenee Davis
Special Police Officer.....	Joseph Gleason
Special Police Officer.....	Brian Guadalupe

Special Police Officer.....	Damon Harari
Special Police Officer.....	Angela Harris
Special Police Officer.....	Derriah Johnson
Special Police Officer.....	Daniel Jones
Special Police Officer.....	Tanya Jones
Special Police Officer.....	Sharmaine Lewishardy
Special Police Officer.....	Jeffrey Lyles
Special Police Officer.....	Tom Nguyen
Special Police Officer.....	Anthony Overton
Special Police Officer.....	Stewart Porter
Special Police Officer.....	Diana Scott
Special Police Officer.....	Shane Simmons
Special Police Officer.....	Shante Stanard
Special Police Officer.....	Kirk Swift
Special Police Officer.....	Lowell Upshaw
Special Police Officer.....	Dhanielle Washington
Special Police Officer.....	James Wilson
Special Police Officer.....	ShaQuanna Wilson
Special Police Officer.....	Joyce Woodard
Special Police Officer.....	Harold Yeager

Facility Management

Executive Director, Facilities	Brian Greenfield
Manager, Facilities Operations.....	Jeff McClelland
Manager, Electrical Trades.....	Georon Baker
Lead Electrician.....	John King
Electrician.....	Kevin Benson
Electrician.....	Kevin Rich
Manager, Mechanical Trades.....	Robert Gouldman
HVAC Technician	Muhammad Diin
HVAC Technician	Robert Henriquez
HVAC Technician	Eric Wellington
Plumber.....	William Britt
Plumber.....	Jonathan Felder
Manager, Carpentry.....	Brian Miller
Carpenter	Charles Hritz
Painter, Team Lead.....	Gary Baggott
Painter	Joseph Baggott, Sr.
Maintenance Mechanic.....	Edson Santos
Senior Facilities Project Manager	Samantha Kaufman

EXPERIENCE & HOSPITALITY

Vice President, Experience & Hospitality.....	Jonathan Stahl
Director, Experience Optimization.....	Kathleen Dillon
Guest Support Specialist	Zoey Johnson

COMMUNICATIONS

Senior Vice President, Chief Communications Officer.....	Jennifer Giglio
Executive Director, Communications.....	Valerie Krebs
Director, Communications.....	Kyle Brostowitz
Manager, Communications.....	Daniel Kurish
Manager, Communications.....	Gabrielle Scheder-Bieschin
Coordinator, Communications.....	Devon Bridges

COMMUNITY RELATIONS

Senior Vice President, Community Engagement	Gregory McCarthy
Executive Director, Player & Community Relations.....	Shawn Bertani
Director, Community Relations.....	Nicole Murray
Manager, Community Relations.....	Sadel Means



FINANCE & HUMAN RESOURCES

Chief Financial Officer Ted Towne

FINANCE

Vice President, Accounting Ross Hollander
 Director, Accounting Michael Page
 Director, Payroll & HRIS Antonio Alexander
 Senior Payroll Specialist Helen Song
 Senior Accountant Jen Picardo
 Staff Accountant Tom Bertolino
 Staff Accountant Cal Martin
 Junior Accountant Chad Causey
 Director, Financial Reporting Michael Sullivan
 Financial Accounting Analyst Erin Barry
 Senior Director, Purchasing Jorge Fajardo
 Manager, Purchasing Ryan Arbesfeld
 Coordinator, Purchasing Max Zester
 Senior Manager, Accounts Payable Kimberly Morris
 Senior Accounts Payable Specialist Tasha Millhouse
 Coordinator, Accounts Payable Joyce Gary
 Coordinator, Accounts Payable Steven Ly

HUMAN RESOURCES

Vice President, Human Resources Jason Beckwith
 Senior Director, Human Resources Tatiana Diener
 Director, Benefits Stephanie Giroux
 Manager, Human Resources Ryan Becker

INFORMATION TECHNOLOGY

Chief Technology Officer Jason Zachariah
 Director, IT Operations Todd Auerbach
 Senior Systems Administrator Shaun Hill
 Systems Administrator Ashley Ayres
 Senior Network Engineer Jerry Duhu
 Network Engineer Antar Parkman
 Manager, IT Help Desk Carl Hawkins
 Technical Analyst Jarrett Cade

LEGAL

Senior Vice President & General Counsel Betsy Philpott
 Vice President & Deputy General Counsel John Bramlette
 Associate Counsel Michael Scott

OFFICE SERVICES

Senior Vice President Elise Holman
 Director, Risk Management Eric Ray
 Manager, Administration & VIP Services William Tucker
 Coordinator, Office Services Warren Johnson
 Coordinator, Mailroom Marc Barnes
 Receptionist Tanya Johnson

CREATIVE SERVICES

Senior Creative Director Kerin Kolonoskie
 Senior Designer Chris Baker
 Senior Designer Daniel Frazier
 Senior Designer Cierra Kaiser
 Designer Megan Kuras
 Manager, Marketing Campaigns & Projects Emily Wilson
 Manager, Photography & Digital Imagery Amanda Bowen



NEW MEDIA
 Director, New Media Dan Armelli

PROMOTIONS AND EVENTS
 Senior Director, Promotions & Events Lindsey Norris
 Manager, Promotions Margot Goddard

PRODUCTION AND BROADCASTING
 Executive Director, Game Production & Engineering Benjamin Smith

VIDEO AND BROADCAST ENGINEERING
 Manager, Video & Broadcast Engineering Jonathan Beck

CONTENT PRODUCTION
 Executive Director, Content & Broadcasting Wendy Bailey
 Manager, Video Production Nathan Baker
 Videographer & Editor Jessica Carnivale

GAME PRODUCTION
 Director, Game Production & Operations Emilee Harris
 Senior Manager, Digital Signage Nicki Goldstein
 Designer, Digital Signage Dayna Ruan
 Senior Manager, Motion Graphics & Animation Ed Dominique
 Motion Graphic Designer & Editor David Mason
 Public Address Announcer Jerome Hruska
 Organist Matthew Van Hoose

GAME PRESENTATION
 Senior Manager, Game Presentation Pete Subsara
 Manager, Mascots & Entertainment John Wagner
 In-Game Host Mike Ploger
 In-Game Host Brittney Ramsey

CONSUMER REVENUE

Business Strategy & Analytics
 Executive Vice President, Business Operations Mike Carney
 Vice President, Business Strategy & Analytics John Choi
 Executive Director, Ticket Strategy Karl Micka-Foos
 Senior Director, Digital Strategy Alex Basil
 Director, Ticket Strategy Kevin Zmozynski
 Senior Manager, Sales Analytics & Optimization Luke Holman
 Manager, Advertising Jay Fitzgerald
 Manager, Business Analytics Justin Sherman
 Manager, Business Intelligence Dan Crosson
 Manager, Database Marketing Kenneth Chu
 Coordinator, Revenue & Marketing Kira Stoutamire

Ticket Sales
 Vice President, Ticket Sales & Service Ryan Bringger
 Director, Ticket Sales Andrew Radke
 Senior Manager, Sales Marketing Melissa Elguera
 Senior Manager, Ticket Sales Adam Dantus
 Senior Manager, Ticket Sales Justin Wilhelm
 Manager, Sales Operations Trevor Mann
 Account Executive, Ticket Sales Logan Davis
 Account Executive, Ticket Sales Josh Grohs
 Account Executive, Ticket Sales Ean Hill-Addison
 Account Executive, Ticket Sales Gabbi Leggett
 Account Executive, Ticket Sales Eric Liskey
 Account Executive, Ticket Sales Bret Morsberger
 Account Executive, Ticket Sales Jason Smith



Inside Sales

Manager, Inside Sales.....	Ronald Boyett
Inside Sales Representative	Holden Collison
Inside Sales Representative	Katherine Detter
Inside Sales Representative	Brayden Koch
Inside Sales Representative	Andrew Larson
Inside Sales Representative	Sam Marshall
Inside Sales Representative	Anthony Sierra

Premium Sales & Service

Premium Sales Executive	Daniel Keifer
Account Executive, Premium Client Services.....	Adam Hoyt
Account Executive, Premium Client Services.....	Kacie Haines

Ticket Services

Executive Director, Ticket Services & Operations	Thomas Kildahl
Senior Manager, Client Retention.....	Christopher Bush
Manager, VIP Services.....	Maribel Castro
Manager, Inside Service.....	Noah Rubin
Manager, Loyalty & Ticket Technology	Hannah O'Neil
Senior Account Executive, Membership Services.....	Brad Herson
Account Executive, Membership Services	Carl Baltimore
Account Executive, Membership Services	Cassie Bullis
Account Executive, Membership Services	Haley Carkitto
Account Executive, Membership Services	Sydney Kirsch
Account Executive, Membership Services	Thomas Raneses
Account Executive, Membership Services	Emily Renninger
Account Executive, Membership Services	Jake Whitehead

Inside Service

Inside Service Representative.....	Duncan Sanders
Inside Service Representative.....	Drew Shragger
Inside Service Representative.....	Dylan Smith
Inside Service Representative.....	Vince Watson

Ticket Operations

Director, Ticket Operations.....	Tyler Hubbard
Senior Manager, Ticket Operations.....	Emily Opalach
Manager, Box Office	Nate Deavers
Assistant Ticket Manager.....	Valerie Imperial
Assistant Ticket Manager.....	Jessica Matthews
Assistant Ticket Manager.....	Lon Morris

CORPORATE PARTNERSHIPS

Vice President, Corporate Partnerships	Matt Lemire
Vice President, Strategic Partnerships	Missy Jenkins
Senior Manager, Strategic Partnerships.....	Jake Gore
Senior Manager, Corporate Partnerships.....	Fred Jordan
Senior Manager, Corporate Partnerships.....	Chris Weiner
Senior Manager, Strategic Partnerships.....	Maggie Barbusch
Director, Sponsorship Activation.....	Sarah Keep Perucci
Senior Director, Strategic Partnerships	Konrad Coutinho
Director, Suite Sales and Service	Matt Hayes
Senior Manager, Suite Sales.....	Adam Froemming
Senior Manager, Suite Service	Tessa More
Senior Manager, Sponsorship Activation	Alexandra Cruz
Manager, Sponsorship Activation	Avery Harries
Manager, Sponsorship Activation	Carey Neff
Manager, Sponsorship Activation	Carissa Schatke

Ballpark Enterprises

Manager, Ballpark Enterprises.....	Angelyse Henry
Coordinator, Ballpark Enterprises	Zoe Winslow



WASHINGTON NATIONALS DREAM FOUNDATION

Chair	Rick Schiffer
Chief Executive Officer	Tal Alter
Managing Director, Organizational Performance	Brian Alexander
Vice President, Development.....	Lauren McCarthy
Senior Director, Marketing.....	Kelly Decerbo
Manager, Grant Writing	Gary Jared
Manager, Development.....	Emily Tenuta
Coordinator, Development.....	Cameran Garland
Coordinator, Marketing & Operations.....	Emily Syken
Associate, Marketing	Morgan Roberts

WASHINGTON NATIONALS YOUTH BASEBALL ACADEMY

Senior Director, Finance & Operations	Jordan Jones
Director, Community & Culture.....	Charles Sperduto
Director, Sports Programming.....	Nick Sussman
Director, Academic Programs	Kate Whitaker
Manager, Finance & Operations.....	Colin McKinnon
Manager, Youth Program Assessment	Brooke Wilson
Senior Associate, Sports Programming	Elissa Brown
Senior Associate, Sports Programming	Harry Thomas
Associate, Volunteerism & Alumni Relations	Janay Morant
Assistant Manager, Security & Operations.....	DeCarlos Bennett
Coordinator, Security.....	Michael Hatcher
Kitchen Coordinator	Shirley Gomillion
HUSTLE Baseball Coordinator.....	Devin Hurtado
HUSTLE Baseball Coach.....	Derek Ohringer
HUSTLE Baseball Coach.....	Daniel Harris
HUSTLE Softball Coach	Alanna Baiyina
Classroom Coordinator	Marsha Williamson
Classroom Coordinator	Jasmine Williams
Athletic Programs Coordinator.....	Raymond Armenta
Athletic Programs Coordinator.....	Devin Hurtado
Athletic Programs Coordinator.....	Camille Navarro
Athletic Programs Coordinator.....	Wells Jones
Athletic Programs Coordinator.....	Crawford Harris



THE LERNER FAMILY

PRINCIPAL OWNERS

Annette M. Lerner

Mark D. Lerner

Judy Lenkin Lerner

Edward L. Cohen

Debra Lerner Cohen

Robert K. Tanenbaum

Marla Lerner Tanenbaum



THEODORE N. LERNER

1925-2023

FOUNDING MANAGING PRINCIPAL OWNER

From his humble beginnings as an usher in Washington D.C.'s old Griffith Stadium, to the ushering in of a new era of championship baseball in his hometown, Mr. Lerner literally and figuratively built a legacy through his signature mix of tenacity and humility. Guided by love for his family and passion for his hometown, Mr. Lerner dedicated his life to the creation of a better city and a winning ball club.

Mr. Lerner was named Managing Principal Owner of the Washington Nationals on May 3, 2006, and worked tirelessly from that day forward to build a world-class baseball team in his beloved Washington, D.C. He created the framework that brought the 2019 World Series to the nation's capital, and the championship ball club he helped create stands as a reminder of the love he had for this great game and the passion he had for giving back to his hometown.

In addition to his many accomplishments in business and in sports, Mr. Lerner championed the creation of opportunities for all residents of the region and was instrumental in the foundation of the Washington Nationals Youth Baseball Academy, which provides year-round programming and resources in one of the city's most underserved neighborhoods. Mr. Lerner led by example through his family's own, private philanthropy and set the tone for the ball club's company-wide culture of giving, which still extends into the clubhouse, front office and in the stands. He was honored with the Washington Nationals Philanthropies "Power of Baseball Award" in 2022 in recognition of the many ways he's improved the city of Washington, D.C. and the lives of its residents.

A founding member of the United States Holocaust Memorial Museum, Mr. Lerner was awarded the Golden Plate Award of Excellence from the American Academy of Achievement in 1990. He is a member of the Washington Business Hall of Fame (2003), The George Washington University School of Business Sports Executives Hall of Fame (2007), Jewish Community Center of Greater Washington Sports Hall of Fame (2007) and Washington D.C. Sports Hall of Fame (2014). He received the Thomas G. Corcoran Award by the University Club of D.C in 2014, and in 2015 was awarded the Urban Land Institute Lifetime Achievement Award.

Mr. Lerner's love for this sport, this city and this team built a legacy that will not be forgotten.



ANNETTE M. LERNER

PRINCIPAL OWNER

Annette Morris Lerner was born in Washington, D.C., and grew up in the Silver Spring, Md., area and the eastern shore of Maryland. She has participated in many community projects and supported numerous philanthropic organizations. Mrs. Lerner is both an artist and a collector of fine arts, and is presently on the board of the Palm Springs Art Museum, where she and her husband have a winter home.





MARK D. LERNER

**MANAGING PRINCIPAL OWNER
AND VICE CHAIRMAN**

Mark D. Lerner is a native Washingtonian and Managing Principal Owner and Vice Chairman of the 2019 World Series Champion Washington Nationals. He is also a Principal of Lerner Enterprises, one of the largest private real estate developers in the Washington, D.C. area. The company was founded in 1952 by Mark's father, Theodore N. Lerner, and is involved in all phases of real estate including planning, development, construction, leasing, asset and property management. The Lerner organization has developed millions of square feet of office buildings, retail centers, hotels and residential communities in the Washington, D.C., Maryland and Virginia area. He received his BBA from The George Washington University in 1975.

An enthusiastic sports fan since childhood, Mark also represents the Lerner, Cohen and Tanenbaum families as a Partner in Monumental Sports & Entertainment – the sports investment group that owns the 2018 NHL Stanley Cup Champion Washington Capitals, the NBA Washington Wizards, the 2019 WNBA Champion Washington Mystics, and the Capital One Arena. Mark holds numerous volunteer positions within the community. He is currently on the Council of Advisors of the Jewish Community Center of Greater Washington, a member of the Board of Directors of The George Washington University Hillel, a member of the Advisory Board of Israel Bonds, a member of the board of the Washington DC Sports Hall of Fame, Vice President of The Annette M. and Theodore N. Lerner Family Foundation, and an Officer of Washington Nationals Philanthropies. In 2007, he received the prestigious Chadesh Yameinu Award from the Charles E. Smith Jewish Day School in Rockville, Maryland, where he previously served as a member of the Board of Directors and as Chair of the Building & Grounds Committee. He was also Co-Chair of the 2004 JCC Maccabi Games of Greater Washington. In 2015, he was awarded Trendsetter of the Year in commercial real estate by Transwestern and Delta Associates. In 2018, the Lerner family was awarded the Irene and Abe Pollin Humanitarian Award by the Bender Jewish Community Center of Greater Washington. In December 2020, the Washington Business Hall of Fame and Junior Achievement of Greater Washington named him a Laureate inductee. This award celebrated his professional and philanthropic contributions to the quality of life in Greater Washington through the private sector economy. In 2022, Mark was inducted into the Washington DC Sports Hall of Fame. In addition, he also sits on Major League Baseball's Competition, Business and Audit Committees.

Adding to this history of community involvement in the Washington area, the Lerner family is pleased to expand their participation in the region through Washington Nationals Philanthropies. This includes major projects such as the state-of-the-art Nationals Youth Baseball Academy in Ward 7 and the Nationals Diabetes Care Complex at Children's National Medical Center. In addition, The Lerner Family Foundation and Nationals Philanthropies helped to create the Nationals Miracle Field in Germantown, Maryland, to encourage disabled children to play baseball. The team also hosts player trips to visit active military and veterans at Walter Reed National Military Medical Center, and hosts and honors returning veterans at each of their home games.

Mark resides in Washington with his wife of 44 years, Judy Lenkin Lerner. They have three married children and five grandchildren.





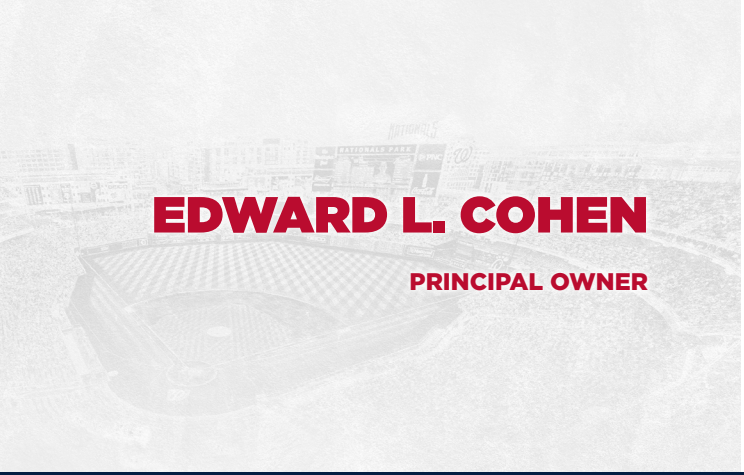
JUDY LENKIN LERNER

PRINCIPAL OWNER

Judy Lenkin Lerner is a native Washingtonian. She works for many community and educational volunteer programs in the Washington area.

She is also President of the Judy and Mark Lerner Family Foundation which supports many local organizations.





EDWARD L. COHEN

PRINCIPAL OWNER

Edward L. Cohen is a Principal Owner and Vice Chairman of the Washington Nationals Baseball Club. Ed is also a Principal of Lerner Enterprises, a private real estate development and investment company in the greater Washington, D.C. area and Executive Vice President, Secretary and Treasurer of Lerner Corporation, the leasing and management affiliate of Lerner Enterprises.

After graduating from the University of Pennsylvania, he earned a J.D. degree from Georgetown University Law Center. Prior to being involved in baseball or real estate, he was a lawyer specializing in nuclear energy matters.

Some of the Boards on which he serves or has served include: The Congressional Award; Georgetown University Law Center Board of Visitors; The Duke Ellington School; Junior Achievement of the Greater Washington Area; Episcopal School for Children; Weizmann Institute; and Georgetown University.





DEBRA LERNER COHEN

PRINCIPAL OWNER

Debra Lerner Cohen is a Principal of Lerner Enterprises and an Officer of The Annette M. and Theodore N. Lerner Family Foundation, supporting numerous charitable causes in and around Washington, D.C. She is an Officer of the Washington Nationals Dream Foundation, serving the youth of the city by focusing on their education, health and recreation. She was born and raised in the Washington, D.C. area, and earned her BA from The American University.

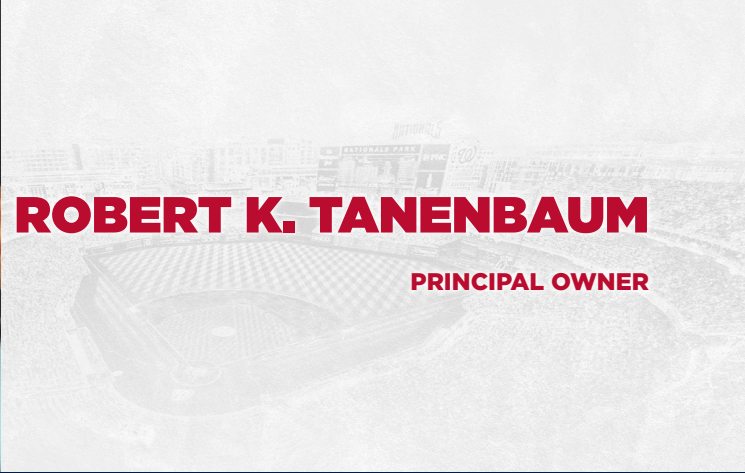
Ms. Cohen served as a presidential appointment to the council of the United States Holocaust Memorial Museum and as chairman for its Committee on Collections and Acquisitions. Additionally, she is a former chairman of the board of the American Committee for the Weizmann Institute of Science in Washington. She is a former member of the board of Imagination Stage, a theater arts center serving the area's youth and was also the co-chair of the Capital Campaign for Georgetown Day High School. In 2007, Ms. Cohen was the recipient of the Washington D.C. Jewish Community Center President's Award following long service on its board. In 2019 and again in 2021 she was honored to be listed in Washingtonian magazine as one of Washington's Most Powerful Women in Business as a Principal Owner of the Washington Nationals.





ROBERT K. TANENBAUM

PRINCIPAL OWNER



Robert Tanenbaum is a Principal in Lerner Enterprises, the largest privately held real estate development and management company in the Washington, D.C. area. He also is a Principal Owner and Vice Chairman of the Washington Nationals Major League Baseball Club.

Born in Rochester, N.Y., Mr. Tanenbaum is a summa cum laude graduate of Union College, where he was elected to Phi Beta Kappa. He moved to Washington in 1979 to attend law school at the George Washington University and earned a J.D. in 1982. In 2021, he was named a Monumental Alum, which recognizes graduates of GWU who have made an impact on the world through their work and service.

Bob is a member of the Real Estate Roundtable, a non-profit public policy organization based in Washington, D.C. that represents the interests of real estate. He is a member of the Federal City Council, and was a Trustee of the George Washington University for twelve years. During his tenure, he chaired the Committee on Governance and Nominations, the Committee on Endowment and Investments, and the Committee on Academic Affairs. Bob is a member of the Vassar College Board of Trustees. He and his wife are also involved in a variety of other educational, political, and community activities.





MARLA LERNER TANENBAUM

PRINCIPAL OWNER

Marla Lerner Tanenbaum serves as the founding chair and board member of Washington Nationals Philanthropies and as president of her family's philanthropic foundation, The Annette M. and Theodore N. Lerner Family Foundation, which has distributed millions of dollars in the capital region.

Established in 2020, Nationals Philanthropies combines the work of the Washington Nationals Dream Foundation and Washington Nationals Youth Baseball Academy, of which Marla was chair and vice chair, respectively. Since 2006, Marla has spearheaded the Nationals' community impact efforts, laying the groundwork for Nationals Philanthropies to become a civic partner to every Washingtonian interested in making a positive difference in our region and a leading philanthropic organization in professional sports.

In the spirit of #Nats4Good, Nationals Philanthropies catalyzes the energy of Nationals fans and the generosity and philanthropic goals of Nationals players, corporate champions, and community partners to fuel even greater good for a better Washington. In 2020, a total of 50 community impact grants were disbursed to nonprofit partners across the region to support critical programs and services. This marks a record number of grants issued by the Nationals foundation in a given year, demonstrating the collective power of the Nationals family to deliver direct support to our neighbors when they need it most. Philanthropic efforts are highlighted by the organization's programmatic arm, the Washington Nationals Youth Baseball Academy, which implements holistic youth development programming and hosts games and community events serving thousands of young people and other area residents throughout the year at its nine-acre education and recreation campus in the Ward 7 neighborhood of Ft. Dupont Park.

Nationals Philanthropies builds on the legacy of the Dream Foundation and its indelible impact on the region made through field refurbishments, grants to local non-profits, and the Washington Nationals Diabetes Care Complex at Children's National Medical Center.

Marla, who sits on Major League Baseball's Diversity Committee, is also a past chair of the board for the Koby Mandell Foundation, which sponsors healing programs and camps for children who have lost family to acts of terror in Israel; past chair and current member of the Anti-Defamation League's Washington, D.C. region; and a member of the National Board of the Hebrew University of Jerusalem. She is presently serving on the Anti-Defamation League's Sports Leadership Council.

FOUNDING PARTNERS

Paxton K. Baker

James T. Brown

Alphonso Maldon, Jr.

B. Doyle Mitchell

Raul R. Romero


Rodney E. Slater



EXECUTIVES

A red podium with a white top section. The front of the podium features the Washington Nationals logo, which includes the years '20' and '19' flanking a baseball bat and ball icon. Below this, the words 'WORLD SERIES CHAMPIONS' are written in a bold, white, sans-serif font. Underneath that is a large, stylized white 'W' with a red outline. At the bottom of the podium, the phrase 'FIGHT FINISHED.' is written in a white, distressed, sans-serif font.

20 19
WORLD SERIES
CHAMPIONS
W
FIGHT FINISHED.



ALAN H. GOTTLIEB

**CHIEF OPERATING OFFICER,
LERNER SPORTS GROUP**

Alan Gottlieb is the longtime Chief Operating Officer of Lerner Enterprises and its affiliated entities. He is responsible for the day-to-day operation of its businesses, which include real estate and sports.

Mr. Gottlieb oversees an operating real estate portfolio consisting of over 20 million square feet and is comprised of high- and low-rise office buildings, large regional malls, retail centers, rental residential communities, hotels and other income producing assets. He also oversees new homebuilding, as well as the Washington Nationals Baseball Club.

A life-long resident of the Baltimore/Washington region, he has served with a variety of community organizations, including as a board member for the Capital Children's Museum.



MIKE RIZZO

**PRESIDENT OF BASEBALL OPERATIONS AND
GENERAL MANAGER**

Now in his 15th season as the head of the Washington Nationals baseball operations, Mike Rizzo is the second-longest tenured General Manager in Major League Baseball. Rizzo is widely recognized throughout the baseball industry for his sharp eye in scouting, his wise free agent signings and his ability to construct organizations around the acquired talent. With an emphasis on scouting and drafting the best amateur talent, Washington's player development system is considered amongst the best in baseball. Rizzo's shrewd trades and free agent signings helped the Nationals achieve consistent success.

Rizzo was promoted to President of Baseball Operations and General Manager on Aug. 1, 2013 after serving as executive vice president and general manager since 2010. In 2020, he agreed to a contract extension through the end of the 2023 season. On June 24, 2021, Rizzo celebrated his 1,000th win as general manager. In doing so, he became the ninth active President of Baseball Operations/General Manager to reach the 1,000 win mark and the sixth active to reach the milestone with one team.

The Nationals first ever World Series Championship in 2019, Rizzo's 11th season leading the organization, represented the culmination of his transformation of the bare bones organization that arrived in Washington, D.C. in 2005 after a 33-year absence. Following the Game 7 come-from-behind win over the Houston Astros, Rizzo saluted owner Ted Lerner and honored his own father, Phil Rizzo, a long-time scout who was one of Rizzo's first hires.

On the stage at Minute Maid Park in Houston, Rizzo held the Commissioner's Trophy and exclaimed:

"For our 94-year-old Owner, for my 90-year-old Dad – special assistant to the GM. To all of the scouts and player development people out there, to the players who make it all happen, we're World Champs tonight!"

Phil Rizzo passed away just three months after watching his son win the World Series.

Mike Rizzo was the first and most significant hire made by the Lerner Family after assuming control of the Nationals franchise. Brought in initially as an assistant general manager, the Nationals were ranked near the bottom of the standings. Thus began a makeover in talent, teaching, culture and character. The 2007 First-Year Player Draft, Rizzo's first with the organization, marked the start of his dramatic impact. The draft was rated by *Baseball America* as the best in baseball. In the spring of 2009, as the newly appointed general manager, Rizzo steadied the Nationals operation in the Dominican Republic, relocating their complex to Boca Chica. The team's Dominican Republic operation has since become one of the most respected in baseball.

Under Rizzo's leadership from 2012-19, the Nationals evolved into one of Major League Baseball's perennially elite clubs, winning the World Series in 2019 as a Wild Card and earning four National League East titles (2012, 2014, 2016, 2017).

Several seminal moments helped propel the Nationals forward. On Dec. 5, 2010, Rizzo signed right fielder Jayson Werth to a seven-year contract, sending the signal to the industry and the fan base that the Nationals were ready to compete for the best talent in the game. The deal transformed the perception of the team. A year later, Rizzo was instrumental in signing franchise cornerstone, Ryan Zimmerman, to a six-year contract extension. In June 2011, Rizzo appointed Davey Johnson to manager. Johnson proceeded to lead the team to its first Postseason appearance in 2012. Solidifying arguably the best rotation in the Major Leagues, Rizzo and the Lerner Family signed 2013 American League Cy Young Award winner, right-handed pitcher Max Scherzer to a seven-year contract and introduced him to D.C. on Jan. 21, 2015.

Two years later, Rizzo pulled off a three-team trade that yielded shortstop Trea Turner and right-handed pitcher Joe Ross from the San Diego Padres in exchange for Steven Souza Jr. (Tampa Bay) among other players.

In recognition of his achievements, Rizzo has been honored with numerous significant awards (see box to the right).

In 2021, Rizzo was the Italian American Baseball Foundation's *Executive of the Year* and in 2023, was elected to the eminent Italian American Sports Hall of Fame in Chicago.

Raised in Chicago, Rizzo is a third-generation scout. He learned the game from his father, Phil, who spent 50 years in professional baseball and his grandfather, Vito.

Long-time Major League player, coach and manager, the late Chuck Cottier was a close family friend and a formative influence during Rizzo's early years in baseball. He shared his wealth of Major League insight and information throughout Mike's career.

Rizzo began his baseball career as a Minor League infielder in the California Angels organization. After being released, he served as an assistant coach at the University of Illinois while earning a bachelor's degree in communications.

Rizzo began his scouting career with the hometown Chicago White Sox (1986-92) and made his mark by signing future Hall of Famer and two-time American League Most Valuable Player, Frank Thomas. Thomas, in his Hall of Fame induction speech, thanked Mike Rizzo for recognizing his talent and for his confidence in drafting him into the White Sox organization. Rizzo continued to broaden his experience with the Boston Red Sox, working as an area supervisor, international scout and Major League advance scout from 1992-98.

In 1998, Rizzo joined the Arizona Diamondbacks a scouting supervisor, rising to become director of scouting. He helped developed a nucleus of Major League talent that, in 2001, earned him his first World Series ring. Those players included Brandon Webb (2006 American League Cy Young), Brett Anderson, Carlos Gonzalez, Chad Tracy, Justin Upton, Stephen Drew, Dan Uggla, Micah Owings, Tony Pena, Mark Reynolds, Conor Jackson, Miguel Montero, Chris Snyder, Carlos Quentin and most significantly, Max Scherzer, all signed under Rizzo's watch. He would bring his eye for talent to Washington in building an organization from the bottom up.

Following Washington's World Series win in 2019, confronted with the realities of baseball economics, Rizzo supervised the dismantling of the championship team he had created, trading several beloved Nationals for core players of the future.

In the span of approximately 26 hours between July 29-30, 2021, Rizzo and his staff acquired 12 players via six trades that brought Major League talent, top prospects and organizational depth to Washington's Minor League system. Those trades included the additions of a potential front-line starting pitcher in Josiah Gray and one of the top prospects in baseball, catcher Keibert Ruiz.


At the 2022 Trade Deadline, Rizzo strengthened Washington's 40-man roster and fortified the organization's player development system by acquiring some of the top prospects in baseball. Upon being acquired by the Nationals, shortstop CJ Abrams had an almost immediate impact at the Major League level, while left-handed pitcher MacKenzie Gore will reinforce Washington's starting rotation in 2023. Outfielders James Wood (No. 11 per *Baseball America*) and Robert Hassell III (No. 57 per *Baseball America*) are two of the top prospects in baseball, and right-handed pitcher Jarlin Susana is likely to join them in the coming seasons.

During an already busy offseason, Mike and his wife, Jodi, welcomed Santino Sonny Joseph Rizzo (roster name: Sonny), born January 20, 2023 and weighing in at a solid 7 lbs., 3 oz., the Nationals most important 2023 acquisition. Sonny joins his older brother, Michael Jr., a business consultant in San Diego. The Rizzos divide their time between Washington, D.C. and West Palm Beach, Florida, site of the Nationals Spring Training and player development facility.

AWARDS AND HONORS

- 2012 Man of the Year (Lido Civic Club of Washington, D.C.)
- 2012 MLB Executive of the Year (Boston BBWAA)
- 2012 MLB Executive of the Year (Pitch and Hit Club Chicago)
- 2016 MLB Executive of the Year (Mid-Atlantic Sports Association)
- 2019 MLB Executive of the Year (*Baseball America*)
- 2019 MLB Executive of the Year (Boston BBWAA)
- 2019 "Passion For The Game" Award (Chicago Scouts Association)
- 2021 MLB Executive of the Year (Italian American Baseball Federation)
- 2022 Triton (IL) College Hall of Fame
- 2023 National Italian American Sports Hall of Fame





MIKE DEBARTOLO

**VICE PRESIDENT & ASSISTANT GENERAL MANAGER,
BASEBALL OPERATIONS**

DeBartolo, entering his 12th season with the Nationals, serves as the Vice President & Assistant General Manager, Baseball Operations, where he synthesizes information from across the organization to aid in decisions affecting all facets of baseball operations. DeBartolo assists with contract and trade negotiations, Major League Baseball rules, player evaluation, salary arbitration, and other matters concerning baseball operations. He was promoted to his current role after spending three seasons (2019-21) as an assistant general manager.

Prior to his current role, DeBartolo served as director, baseball operations from 2016 to 2018, manager of baseball research & development in 2015 and as a baseball operations analyst in 2014. He joined the Nationals in 2012 as an intern in baseball operations.

Prior to joining the Nationals, DeBartolo worked at Cambridge Associates, an investment advisory firm headquartered in Boston, Mass. from 2006-11. DeBartolo graduated from Tufts (Mass.) University in 2006 and Columbia Business School in 2013. He is a Boston native and lives with his wife, Kate, and son, Will, in Washington, D.C.



JOHNNY DIPUGLIA

**VICE PRESIDENT & ASSISTANT GENERAL MANAGER,
INTERNATIONAL OPERATIONS**

Johnny DiPuglia enters his fourth season as Vice President and Assistant General Manager, International Operations, a position to which he was elevated in November of 2019 – marking his fourth promotion within the organization. DiPuglia, who was named the Nationals' vice president of international operations in November 2015, also served in roles as the Nationals' director of Latin American operations and director of international scouting dating back to 2009.

During his time with the Nationals, DiPuglia has had a hand in the signing and development of Juan Soto, Victor Robles, Luis García, Israel Pineda, Joan Adon, Wander Suero, Jefry Rodríguez, Reynaldo López, Wilmer Difo, Pedro Severino, Rafael Bautista, Raudy Read, Rafael Martín and Yunesky Maya, all of whom reached the Major Leagues with the Nationals. DiPuglia was also instrumental in signing top Latin American prospects, Yasel Antuna, Armando Cruz, Andry Arias, Jeremy De La Rosa, Andry Lara, Daniel Marte, Roismar Quintana and Cristhian Vaquero, among others.

At the 2019 Winter Meetings, DiPuglia was awarded the Professional Scouts International Scout of the Year Award. Following the 2020 season, he was inducted into the South Florida Baseball Hall of Fame for over 30 years of service and dedication to the South Florida baseball community.

DiPuglia came to the Nationals on the heels of 11 seasons (1999-2009) with the Boston Red Sox, during which he was part of two World Series Championship seasons (2004 & 2007). While with the Red Sox, DiPuglia, who finished his tenure in Boston as the team's Latin American scouting coordinator, was responsible for coverage in the Dominican Republic, Venezuela, Panama, Mexico, Curacao, Nicaragua, Aruba, Colombia, and all of Central and South America.

DiPuglia has also worked with the San Francisco Giants (1998-1999) and St. Louis Cardinals (1990-1998).

In addition to the impact he's had with Washington, over the course of his career, DiPuglia was involved in the signings of José Iglesias, Xander Bogaerts, Hanley Ramírez, Aníbal Sánchez, Placido Polanco, Félix Díaz, Ángel Chávez, Jorge De La Rosa, Rick Ankiel, Eli Marrero, and René Arocha, among many others. In 1997 he received the Danny Monzon Scout of the Year South Florida Award for his work with the Red Sox and in 2005 he received the Red Sox International Scout of the Year Award.

DiPuglia resides in Miami, Fla., with his wife, Kimberly, and his daughters: Jessica, Summer, Kayla and Katie, as well as his grandchildren: Zoey and Rocko.



KRIS KLINE

**VICE PRESIDENT & ASSISTANT GENERAL MANAGER,
SCOUTING OPERATIONS**

Kris Kline enters his 10th season as Assistant General Manager and Vice President of Scouting Operations after being promoted to that position on Nov. 21, 2013. Kline spent the previous four seasons as the Nationals' director of scouting, a position to which he was appointed on Oct. 16, 2009.

A scout for more than 30 years, Kline has been with the Nationals since the fall of 2006. He spent his first three seasons in Washington first as a special assignment scout, then as the western crosschecker.

Kline has led drafts that yielded first-round talents and eventual Major League players Stephen Strasburg, Drew Storen, Bryce Harper, Anthony Rendon, Alex Meyer, Brian Goodwin, Lucas Giolito and Erick Fedde. Recent first-rounders include Mason Denaburg (2018), Jackson Rutledge (2019), Cade Cavalli (2020), Brady House (2021) and Elijah Green (2022).

In the 2022 First-Year Player Draft, Kline selected one of the top talents in the draft class, outfielder Elijah Green, with the No. 5 pick. In the second round, the Nationals selected All-American left-handed pitcher Jake Bennett from the University of Oklahoma.

Under his watch as the head of Washington's amateur scouting operation, the Nationals have drafted and signed 66 eventual Major Leaguers – an average nearly five big leaguers per draft from Ross Detwiler in 2007 (1st rd.) to the most recent debuts of Jackson Tetreault (7th rd., 2017), Evan Lee (15th rd., 2018) and Cade Cavalli (1st rd., 2020).

Entering the 2023 season, the 2016 Draft has yielded nine Major Leaguers, including Carter Kieboom (WSH, 1st rd.), Dane Dunning (CWS, 1st rd.), Sheldon Neuse (OAK, 2nd rd.), Jesus Luzardo (OAK, 3rd rd.), Daniel Johnson (CLE, 5th rd.), Tres Barrera (WSH, 6th rd.), Jake Noll (WSH, 8th rd.), Ben Braymer (WSH, 18th rd.) and Sterling Sharp (MIA, 22nd rd.).

Kline came to the Nationals after spending seven years with the Arizona Diamondbacks, the final three of which were spent as the Diamondbacks' western supervisor – where he worked under Nationals President of Baseball Operations and General Manager Mike Rizzo, then the Diamondbacks' director of scouting. Kline earned a World Series ring in 2001 as the Diamondbacks topped the New York Yankees in seven games.

During his time in Arizona, Kline was part of a scouting team that brought an astounding 75 players through the system to the Major Leagues.

Among the many players Kline has had a hand in drafting and signing are former Cy Young winner Brandon Webb, a Diamondbacks product, and right-hander John Lackey, who remains one of the youngest pitchers in history to win Game 7 of the World Series.

Before joining the Diamondbacks, Kline spent 10 years working for the California Angels as a scout after he completed his four-year professional playing career in their Minor League system.





MARK SCIALABBA

ASSISTANT GENERAL MANAGER, PLAYER PERSONNEL

Mark Scialabba, entering his 18th season with Washington, was promoted to Assistant General Manager, Player Personnel in November 2021. Scialabba's expanded responsibilities include day-to-day Major League operations assisting Mike Rizzo, the front office and Major League staff, and include player procurement and evaluation at the Major and Minor League levels, roster management, transactions, contract negotiations, overseeing the professional and advance scouting departments and continuing to work closely with the player development department.

Scialabba moved to this position after two seasons (2020-21) as the assistant general manager, player development, a role he was promoted to in November 2019, after serving the previous six years as Washington's director of player development. During this time, he oversaw all aspects of the player development system, including player plans, player personnel decisions, analytics, contract negotiations, budgets, Dominican Academy operations, and medical/training programs. Scialabba spent 2010-2013 as the director of minor league operations and 2007-09 as Washington's assistant director of player development.

During Scialabba's tenure in player development, he contributed to the Nationals' development of more than 70 homegrown Major League players as well as the Club's trading and development of an additional 21 players that debuted with the Nationals.

Scialabba first joined the Nationals in 2006 as a baseball operations assistant. He spent the summer of 2005 as assistant general manager of the Cape Cod League's Brewster Whitecaps. He played baseball and graduated with a B.A. in Economics from Williams College in 2002 and subsequently earned an MBA and Master's in Sport Management from the University of Massachusetts, Amherst in 2006.

Scialabba lives in Washington, D.C., with his wife Meredith and daughters Sydney and Amelia.



ROB McDONALD


VICE PRESIDENT, CLUBHOUSE OPERATIONS & TEAM TRAVEL

Rob McDonald begins his 22nd season with the Nationals' organization as the Vice President of Clubhouse Operations & Team Travel. He was elevated to his current position in July of 2011 after previously serving as director of team travel.

McDonald was named the 2003 Don Davidson Memorial Award winner, as voted by his peers, as MLB's Traveling Secretary of the Year, and was the recipient of the fourth annual Wahoff award for the 2015 Traveling Secretary of the Year. In 2018, he was selected by MLB to assist with the MLB All-Star Japan Series.

After attending Northern Illinois University on a football scholarship, McDonald later earned his Bachelor's Degree in Political Science from the University of Arizona. McDonald resides in Washington, D.C.





JACK McKEON

**SENIOR ADVISOR TO THE GENERAL MANAGER,
MAJOR LEAGUE OPERATIONS**

Jack McKeon was hired by the Nationals in January of 2019, bringing nearly 70 years of professional baseball experience to Washington's front office. He joins the Nationals after serving 12 seasons (2006-17) as a special assistant for the Miami Marlins. A World Series Champion in 2003 and a two-time National League Manager of the Year (2003, 1999), McKeon compiled a 1,051-990 (.515) record across 16 seasons as a Major League manager. He skipped the Florida Marlins (2003-05, 2011), Cincinnati Reds (1997-2000), San Diego Padres (1988-90), Oakland Athletics (1977-78) and Kansas City Royals (1973-75).

On June 20, 2011, he was named interim manager of the Marlins, making him the second-oldest manager in Major League history behind Connie Mack, who managed at 87 years old in 1950. He became the Marlins all-time winningest manager on Sept. 16, 2011 with a win over the Washington Nationals.

McKeon joined the Cincinnati Reds in January 1993, and prior to returning to the dugout on July 25, 1997, he served as Cincinnati's senior advisor for player personnel, consulting on trades, player evaluations and special assignments. In three-plus seasons with Reds, he compiled a 291-259 (.529) record.

From 1980-90, McKeon held roles with the San Diego Padres, starting as an assistant to the general manager before moving in the role himself during the 1980 All-Star break. During his time with the Padres, he earned the nickname "Trader Jack" for his penchant to make trades. McKeon took over as the manager of the Padres on May 28, 1988 and remained in that position until the 1990 All-Star break.

McKeon spent parts of two seasons (1977 and 1978) as the manager of the Oakland Athletics, going 71-105 (.403). Around those stints in the dugout, he served Oakland as an assistant general manager, scouting director, scout and coach.

At the age of 42, McKeon earned his first Major League managing job with the Kansas City Royals, going 215-205 (.512) from 1973 to 1975.

Prior to joining the Royals and between Major League front office and managerial stints, McKeon accumulated a 1,146-1,123 (.505) record across 17 seasons as a Minor League manager, including stints in the Washington Senators farm system in 1962 and 1963.

McKeon was signed by the Pittsburgh Pirates in 1949 and spent time both as a player and a player/manager during his Minor League career. He played for 10 seasons from 1949-59, save for the 1951 season when he was in military service.

A native of South Amboy, N.J., Jackson Aloysius McKeon attended The College of Holy Cross and Seton Hall University before graduating from Elon College. He is married to his wife, Carol Isley. They have two daughters, Krist, and, Kori, and two sons, Kelly and Kasey.



TED TOWNE
CHIEF FINANCIAL OFFICER

Ted Towne is entering his 16th season with the Nationals and was appointed to the role of Chief Financial Officer during the 2022 season. He oversees purchasing, all general accounting, and finance and ensures operations are in accordance with ownership goals and objectives.

Towne spent the previous eight seasons as an assistant general manager. He was elevated to that role on Aug. 19, 2014, expanding his role as the vice president of finance.

The Arundel, Maine native originally joined the Nationals as controller, finance in January 2008 after coming over from Lerner Enterprises, where he was the director of construction and development accounting for two years.

Prior to entering the sports industry, Towne was employed by Forrester Construction for three years where he was their controller. Towne started with Forrester Construction shortly after relocating from Maine, where he'd spent the previous 28 years of his life. He began his career in 1996 at Coopers and Lybrand (now PricewaterhouseCoopers).

Towne earned a B.A. in accounting from Husson College and earned his Master's in Business Administration from the Robert H. School of Business at the University of Maryland.

Towne and his wife, Sarah, reside in Silver Spring, Maryland and have two children: Madelynn and Cuyler.

EXECUTIVES

MANAGER & COACHING STAFF

PLAYERS

2022 IN REVIEW

HISTORY & RECORDS

SCOUTING, RESEARCH & PLAYER DEV.

MEDIA





JASON ZACHARIAH

CHIEF TECHNOLOGY OFFICER

Jason Zachariah begins his 18th season with the Nationals, serving as the organization's Chief Technology Officer. In this role, he provides technical oversight and strategic guidance for all technology functions for the Nationals, as well as Lerner Enterprises, of which he has been a part for 21 years.

Over the past 18 years, Zachariah has been responsible for the technology involved in numerous team projects, including the construction and opening of Nationals Park, the implementation of the Fortress fan loyalty and digital ticketing system, and the construction and opening of the Washington Nationals Youth Baseball Academy.

Zachariah joined the Nationals in 2006 while overseeing the technology operations for the Lerner real estate company. He joined Lerner in January 2002 as a consultant responsible for modernizing the organization's technology operations, but quickly became a full-time employee responsible for helping to build and oversee the organization's technology team. Prior to Lerner, he was an independent technology consultant, providing network installation and upgrade services for several D.C. metro area businesses.

Zachariah lives in Tracy's Landing, Md., with his wife, Valerie, and daughter, Destiny.



MIKE CARNEY

**EXECUTIVE VICE PRESIDENT,
BUSINESS STRATEGY & OPERATIONS**

Mike Carney joined the Nationals in 2015 and became Executive Vice President, Business Operations, in 2021. The role includes oversight of all sales and marketing functions, including business strategy and analytics.

Prior to joining the Nationals, Mike spent nearly a decade as a management consultant in Chicago and Washington, D.C., focusing in technology and consumer business strategy for major brands across industries.

Mike is a native of the Washington region. He earned a Bachelor of Science degree in Electrical Engineering from Northwestern University and an MBA from University of Chicago Booth School of Business.



FRANK GAMBINO

**SENIOR VICE PRESIDENT & GENERAL MANAGER
OF NATIONALS PARK**

Frank Gambino serves as Senior Vice President & General Manager of Nationals Park, a role in which he oversees capital improvements, design and construction at Nationals Park.

Prior to joining the Nationals in December of 2010, Gambino worked for Lerner Enterprises, where he held senior positions in property management and construction and most recently served as vice president of tenant services.

During his 22-year tenure at Lerner, Gambino worked on a variety of projects, including the Corporate Office Park at Tysons II, Flint Hill Office Park, Dulles Town Center Mall, Washington Square, White Flint, the Nuclear Regulatory Commission Building and Nationals Park. Before joining Lerner Enterprises, he worked for DBI Architects and subsequently the real estate firm of Mason Hirst.

Gambino graduated from the University of Maryland, School of Architecture, with a Bachelor of Architecture degree.



JENNIFER MASTIN GIGLIO

**SENIOR VICE PRESIDENT,
CHIEF COMMUNICATIONS OFFICER**

Jennifer Giglio joined the Nationals in July 2014 as Vice President of Communications. In her role, she oversees baseball communications, crisis and issues management, corporate communications and publicity around major events at Nationals Park.

Prior to joining the Nationals, Giglio served as senior vice president of corporate and public affairs for Ogilvy Washington, where she counseled an array of corporations, non-profit organizations, governments and associations, including Eli Lilly, Susan G. Komen, Lance Armstrong, Dikembe Mutombo, Mexico and the USO. Her work earned her the prestigious Emerging Leader Award from Washington Women in Public Relations in 2011.

Before Ogilvy, Giglio served as deputy press secretary and director of operations for the Rudy Giuliani Presidential Committee, and was a political appointee in the Bush Administration. She also held positions with the Republican National Committee and the Presidential Inaugural Committee.

Giglio earned bachelor's degrees in Communications and Marketing Management from Virginia Tech and a master of arts in Political Management from the George Washington University. Jennifer serves on the Board of Directors for Fort Hunt Little League, where she is responsible for public relations. She resides in Alexandria, Va., with her husband, Brian, son, Carter and daughter, Grace.



LISA MARIE CZOP

SENIOR VICE PRESIDENT, BALLPARK OPERATIONS

Lisa Marie Czop joined the Nationals in February 2013 and currently serves as the Senior Vice President of Ballpark Operations. In her role, she oversees guest experience, parking, venue services, logistics, grounds, security, facilities, green initiatives and event operations, focusing on both Nationals games and non-game day events as well as Nationals Park operations as a whole.

Prior to joining the Nationals, Lisa Marie served as the Director of Events for Brotman Winter Fried Communications, a full-service events and communications firm. In this role, Lisa Marie led as the project manager on events ranging from 20-10,000 attendees, coordinating all logistics and budgets related to event execution. Lisa Marie started her career with the USO of Metropolitan Washington, working closely to develop programming and coordinate celebrity visits to military members at Walter Reed National Military Medical Center.

Lisa Marie earned her bachelor's degree in Public Relations from the University of Rhode Island, her Certified Meeting Planner (CMP) certification through the Event Industry Council, and her Certified Special Event Professional (CSEP) certification through the International Live Events Association. Lisa Marie serves as the Vice Chair of the Stadiums Committee of the International Association of Venue Managers (IAVM), an Executive Advisory Board member of the University of Rhode Island Harrington School of Communications and Media, President of the PTA at her children's school, and Board Member for Pioneer Baseball League. Lisa Marie currently resides in Alexandria, Va., with her husband and two sons.



ELISE HOLMAN

SENIOR VICE PRESIDENT

Elise Holman serves as Senior Vice President of the Washington Nationals and has been a member of the Nationals' executive team since 2009. She oversees an array of operations including risk management, as well as the creation and implementation of policies and procedures throughout the organization.

Holman ensures the departments' operating requirements are effectively met while also establishing improvement efforts that seek to benefit the entire organization.

Before joining the Nationals, Holman worked for Lerner Enterprises, where she held positions in the finance and construction/development groups. During her tenure, Holman worked on a variety of projects including land use and new construction for office, retail, residential and mixed-use properties. Her role in the planning and opening of Nationals Park in 2008 led to her becoming a key member of the Nationals front office team.



GREGORY McCARTHY

SENIOR VICE PRESIDENT, COMMUNITY ENGAGEMENT

Gregory McCarthy serves as the Nationals' Senior Vice President, Community Engagement, working with civic, business and community institutions to create lasting and meaningful linkages with the Nationals and the sport of baseball. The Nationals' community platforms focus on members of the military and their families, K-12 teachers and students, and youth baseball players. He works in tandem with the Mayor's Office, City Council, the United States Congress, and various city, regional, and federal government agencies to ensure that Nationals Park successfully operates and serves the citizens of the Washington metropolitan area. He has served as honorary commander of the Air Force District of Washington based at Joint Base Andrews and the 11th Operations Wing based at Joint Base Anacostia-Bolling.

From 2015 to 2021, McCarthy was president of the board of trustees of the D.C. Public Library system, overseeing more than \$400 million in library constructions, including renovation of the award winning Martin Luther King flagship branch. He is also former board chair of Destination DC, the official convention and tourism promotion agency for the city, and serves as honorary commander of Joint Base Andrews and Joint Base Anacostia-Bolling.

Prior to joining the Nationals, McCarthy was the deputy chief of staff in the Executive Office of the Mayor, serving as Mayor Anthony Williams' primary adviser on the City Council, U.S. Congress, Office of Management and Budget, and the White House.

McCarthy was appointed to three terms on the city's Historic Preservation Review Board and is a former chairman of the board of directors of DC Action for Children and the National Conservatory for the Dramatic Arts. He also serves on the board of the Capitol Riverfront Business Improvement District, which includes the area in which Nationals Park is located.

A graduate of Georgetown University, McCarthy earned his Bachelor of Science Degree in Foreign Service. An avid runner, he is among a small number of people to have completed a marathon on all seven continents.



BETSY PHILPOTT

SENIOR VICE PRESIDENT, GENERAL COUNSEL

Betsy Philpott joined the Nationals legal department in April 2014 and was promoted to General Counsel in February 2020 and Senior Vice President in 2022. In her role, she oversees the legal department and the human resources department, handles baseball and business transactions, and provides strategic legal and business advice to her colleagues.

In 2022, she was named Outstanding Chief Legal Officer by the Association of Corporate Counsel National Capitol Region. She has also been featured in Vanguard, Profile and Washington Lawyer magazines and on Polsinelli's In-House Influence Podcast.

Prior to joining the Nationals, Philpott worked at the Major League Soccer Players Association and the international law firm, McDermott, Will & Emery, as an associate in the energy and commodities practice group. Philpott earned a bachelor's degree with distinction in Psychology with a minor in Biology from the University of Virginia, a doctorate of juris prudence from Vanderbilt University Law School and a Master's of professional studies in sports industry management from Georgetown University. She resides in Alexandria, Va., with her wife, Rachel, daughter, Piper, son, Rhys, dog, Benson, and cat, Dax.



JASON BECKWITH

VICE PRESIDENT, HUMAN RESOURCES

Jason Beckwith enters his first season as the Vice President of Human Resources. He boasts a successful background in all aspects of human resources with 20 years of experience. He joined the Nationals after serving as regional director, human resources business partner at Comcast Corporation. Prior to that role, he held similar positions with Carnival Cruise Line and Lockheed Martin.

A graduate of Bowie State University, Beckwith is a native Washingtonian and supports all of the Washington teams. He has been married to his wife Jordan for 13 years, and they have two daughters, Gabriella and Audriana, and two dogs, Riggo and Charlie.



RYAN BRINGER

VICE PRESIDENT, TICKET SALES & SERVICE

Ryan Bringger begins his seventh season with the Washington Nationals, joining the organization as the Vice President of Ticket Sales and Service. In this role, Bringger oversees the Nationals' ticket sales, operations and renewal strategies including: NATS PLUS Membership, Premium Plan Packages, Group Nights, Theme Events, Flexible Plans and Single-Game ticketing programs.

Prior to joining the Nationals, Bringger was the senior director of new business development with the NHL's Tampa Bay Lightning where he was responsible for growing the season ticket and premium seating bases for the Lightning, Tampa Bay Storm and Amalie Arena.

Bringger attended John Carroll University, where he earned a Bachelor of Arts in Communications and played football, earning Captain's honors during his junior and senior seasons.

Bringger resides in Alexandria, Va., with his wife, Cristy, and their three children: Kendall, Jackson and Mason.



JOHN CHOI

VICE PRESIDENT, BUSINESS STRATEGY & ANALYTICS

John Choi joined the Nationals in 2015 and became Vice President of Business Strategy & Analytics in 2021. In this role, he oversees business intelligence, strategy and analytics across the organization's revenue and marketing functions.

Prior to joining the Nationals, Choi worked as a management consultant in New York, focusing in sales and marketing strategies for healthcare and consumer goods industries.

Choi earned a Bachelor of Science degree in Systems Engineering from the University of Pennsylvania and a Master of Business Administration degree from the University of Chicago Booth School of Business. He is a native of Los Angeles, Calif.





Scott Fear joined the Nationals in November 2018 as Vice President of Public Safety and Security. In his role, he is responsible for the safety of guests and staff while at Nationals Park and the security of the stadium and team. After the 2019 Championship season, Fear participated on the USO Tour taking the World Series Trophy (Commissioners Trophy) to our military abroad. "A very humbling experience to witness the joy in the eyes of our service men and woman protecting our freedom," Fear called it.

Prior to joining the Nationals, he had a career in law enforcement that began in 1990 as a federal law enforcement officer with the United States Park Police (USPP). He had a 29-year career in which he obtained the rank of assistant chief. In this role he was responsible for all law enforcement operations for the agency including Presidential, Foreign Dignitary and Cabinet level protection in designated areas of Washington D.C. and the USPP New York and San Francisco Field Offices. He played a vital role in protecting the nation's monuments and memorials and the millions of visitors who frequented them and who attended the myriad of events that occur on the National Mall, such as the annual Independence Day Celebration on July Fourth and the Presidential Inaugural Events.

Fear earned a bachelor's degree in Criminal Justice from Shippensburg University. He is also a graduate of the Federal Bureau of Investigations (FBI) 41st Session of the National Executive Institute, FBI National Academy 230th session and the 75th Session of the FBI Law Enforcement Executive Development Seminars (LEEDS).



ROSS HOLLANDER

VICE PRESIDENT, ACCOUNTING

Ross Hollander enters his 16th season with the club and third season as Vice President, Accounting. In his position, he leads the Finance Department on all accounting, payables and financial reporting functions including budgeting, forecasting and league reporting.

Prior to joining the Nationals in June of 2008, Hollander served as the controller for Krisam Group, Inc. / Global Events Partners, Inc., where he led all financial management functions. During his 11-year tenure in the hotel marketing and destination management company (DMC) industry, he served as a key leader in the acquisition of other business units and developed a model for accounting to use in their respective set-ups.

Hollander began his career in accounting at Feddeman & Company, P.C., CPA's, where he served public and private clients across a broad spectrum of businesses.

A graduate from the University of Delaware, School of Business, Hollander earned his Bachelor of Science degree in Accounting and Finance. He is native of Northern Virginia and currently resides in Washington, D.C. where you might find him winding down from the day with a micro-brew on his front stoop.



MISSY JENKINS

VICE PRESIDENT, STRATEGIC PARTNERSHIPS

Missy Jenkins begins her second season with the Nationals, serving as Vice President of Strategic Partnerships. Working closely with the corporate partnerships team, her role is focused on developing and growing long-term corporate revenue through strategic partnerships that will help drive the future fan experience at Nationals Park.

Prior to joining the Nationals, Missy was a principal at the Boston Consulting Group (BCG), working with companies across the consumer industry. She also spent time at Monumental Sports and Entertainment as part of their corporate development team and was responsible for analyzing and implementing new revenue initiatives across the organization.

Missy is a proud graduate of the University of Virginia, where she earned her Bachelor of Arts in History as well as an MBA from the Darden School of Business. She grew up in Virginia Beach, Va. and currently resides in Washington, D.C.



MATT LEMIRE

VICE PRESIDENT, CORPORATE PARTNERSHIPS

Matt Lemire joined the Nationals in January, 2007 as an account manager in the premium sales department and transitioned to corporate partnerships in December, 2009. Since joining the corporate partnership department, Matt has held a number of sales positions leading to his current role as the Vice President of Corporate Partnerships. As the Vice President, he oversees all partnership relationships, both on the sales and activation side, in addition to leading the premium suites sales and service team.

Prior to joining the Nationals, Matt worked as a residential real estate loan officer focused on new construction financing. He earned his bachelor's degree in Business Administration with a concentration in Economics from Mary Washington College, where he was also a four-year member of the school's baseball team.

Matt currently lives in Fairfax, Va. with his wife, Caroline, son, Benjamin, and daughter, Quinn.



JONATHAN STAHL

VICE PRESIDENT, EXPERIENCE AND HOSPITALITY

Jonathan H. Stahl is entering his fourth season as the Vice President of Experience and Hospitality after spending the previous three seasons as the Vice President of Ballpark Operations and Guest Experience (2016-19). In his current role, Stahl oversees Nationals' Non Game Day Events, Retail, Food Service and Venue Experience.

Joining the Nationals just before the opening of Nationals Park in 2008, Stahl has been instrumental in developing the team's customer service initiatives, as well as the Nationals Park food & beverage program, where he helped create many of Nationals Park's original food concepts, including Enzo's Pizza and Chesapeake Crab Cake Co., and introduced local craft beer and locally sourced products to the ballpark.

Prior to working for the Nationals, Stahl worked for Kimpton Hotels and Renaissance Hotels in various front office positions.

In his free time, Stahl works with many local organizations including DC Central Kitchen, World Central Kitchen, Gesher and The Jewish Federation of Greater Washington. He is also an avid foodie and amateur woodworker. A native of Fairfax, Va., Stahl earned his Bachelor's degree in Hospitality from Syracuse University. He currently resides in Washington, D.C. with his wife, Cara.

MANAGER & COACHING STAFF



#4 DAVE MARTINEZ

MANAGER

BORN / 2023 OPENING DAY AGE
9/26/64 New York, N.Y. / 57

NATIONALS TENURE
Sixth Season

PRO BASEBALL TENURE
35th Season

SCHOOL
Valencia (FL) Community College



RESUME

Dave Martinez is entering his sixth season as the manager of the Washington Nationals after being named the seventh field manager in team history on Oct. 30, 2017...In his five seasons in Washington, Martinez has led the club through a steady, unwavering approach, consistent strategy and never-ending positivity and support for players...That includes an improbable run to the 2019 World Series Championship...For his efforts, Martinez was awarded with a multi-year contract extension with the Washington Nationals on Sept. 26, 2020...On May 6, 2021 vs. Atlanta, Martinez became the longest tenured manager in Nationals history (2005-pres.), passing Manny Acta, who managed 410 games from 2007-09...With a 2-1 win on June 4, 2021 at Philadelphia, Martinez passed Davey Johnson (2011-13) for the most managerial wins in Nationals history (2005-pres.) with 225.

In 2019, Martinez navigated a 19-31 (.380) start to become the second team in Major League history to win a World Series after being 12 games under .500 at any point during a season, joining the 1914 Boston Braves...From May 24 through the end of the 2019 season, Martinez led the Nationals to a 74-38 (.661) record, tied for the second-best record in Major League Baseball over that span...En route to Washington's first World Series championship since 1924, Martinez led Washington to become the first team in Major League history to record five comeback wins when facing elimination in a single Postseason...From Game 4 of the National League Division Series against Los Angeles through Game 2 of the World Series against Houston, the Nationals won eight straight games...The eight-game winning streak matched the longest winning streak by any Club in a single Postseason, joining the 2014 Kansas City Royals, 2005 Chicago White Sox and 2004 Boston Red Sox...The 2023 season marks Martinez's 35th season in professional baseball, including 10 years (2008-17) as a Major League bench coach...From 2015-17, he served as the bench coach for the Chicago Cubs, where he played an integral role in three Postseason appearances, two National League Central Division titles and the Cubs' 2016 World Series Championship...Prior to joining the Cubs, Martinez spent seven seasons (2008-14) as the bench coach for the Tampa Bay Rays...Martinez joined the Rays in 2008 after serving as a Spring Training instructor for them in 2006 and 2007...Then-manager Joe Maddon offered Martinez the role of bench coach and Martinez went on to serve as Maddon's right-hand man for the next 10 seasons.

COACHING HISTORY

YEAR	CLUB	LEAGUE	W	L	PCT	FINISH
2008	Tampa Bay*	Bench Coach	97	65	.599	1st
2009	Tampa Bay	Bench Coach	84	78	.519	3rd
2010	Tampa Bay**	Bench Coach	96	66	.593	1st
2011	Tampa Bay***	Bench Coach	91	71	.562	2nd
2012	Tampa Bay	Bench Coach	90	72	.556	3rd
2013	Tampa Bay****	Bench Coach	92	71	.564	2nd
2014	Tampa Bay	Bench Coach	77	85	.475	4th
2015	Chicago (NL)^	Bench Coach	97	65	.599	3rd
2016	Chicago (NL)**	Bench Coach	103	58	.640	1st
2017	Chicago (NL)***	Bench Coach	92	70	.568	1st
2018	Washington	Manager	82	80	.506	2nd
2019	Washington#	Manager	93	69	.574	2nd
2020	Washington	Manager	26	34	.433	T4th
2021	Washington	Manager	65	97	.401	5th
2022	Washington	Manager	55	107	.340	5th

MANAGERIAL RECORD 321 387 .4537

- * Won the American League East Division title, lost to the Philadelphia Phillies (4-1) in the World Series
- ** Won the American League East Division title, lost to the Texas Rangers (3-2) in the American League Division Series
- *** Won the American League Wild Card, lost to the Texas Rangers (3-1) in the American League Division Series
- **** Won the American League Wild Card, lost to the Boston Red Sox (3-1) in the American League Division Series
- ^ Won the National League Wild Card, lost to the New York Mets (4-0) in the National League Championship Series
- ** Won the National League Central Division, beat the Cleveland Indians (4-3) in the World Series
- *** Won the National League Central Division, lost to the Los Angeles Dodgers (4-1) in the National League Championship Series
- # Won the National League Wild Card, beat the Houston Astros (4-3) in the World Series

AWARDS AND HONORS

- 2019 World Series Champion (WSH)
- 2016 World Series Champion (CHI)



2019 POSTSEASON
 NATIONALS PARK
 NATIONALS IN THE COMMUNITY
 FRONT OFFICE & OWNERSHIP EXECUTIVES
 MANAGER & COACHING STAFF
 PLAYERS
 2022 IN REVIEW
 HISTORY & RECORDS
 SCOUTING, RESEARCH & PLAYER DEV.
 MEDIA



PLAYING CAREER

A veteran of 16 Major League seasons, Martinez broke into the big leagues with the Chicago Cubs in 1986 at the age of 21...During the 1986 season, he was the 10th-youngest player in Major League Baseball...He made his debut on June 15, 1986 vs. St. Louis and recorded his first hit on June 23 at Philadelphia, a ninth-inning single off Shane Rawley...Martinez played in 1,918 games while amassing 1,599 hits for nine clubs across his 16-year career...Following two-plus seasons with the Cubs (1986-88), Martinez was acquired by the Montreal Expos, where he played from 1988-91...He spent the 1992 season with the Cincinnati Reds before stints with the San Francisco Giants (1993-94) and Chicago White Sox (1995-97)...He was a key member of the 1993 Giants club that won 103 games, but missed out on the Postseason...Following the 1997 season, he signed with the expansion Tampa Bay Devil Rays and in 1998, he recorded the first hit in Devil Rays history, a single off Justin Thompson (DET)...Martinez returned to the Cubs in 2000, while also spending time with the Texas Rangers and Toronto Blue Jays during the 2000 season...He capped his career with the Atlanta Braves, spending the 2001 season with the eventual National League East Division champions.

PERSONAL

Born in Brooklyn, N.Y., David "Davey" Martinez moved to Florida as a youth and attended Lake Howell High School in Winter Park, Fla....He attended Valencia Community College in Orlando, Fla. before being selected by the Chicago Cubs in the 1983 MLB January Draft-Secondary Phase...Is an avid outdoorsman and bike rider...Martinez has four children: Josh, Jagger, Dalton and Angelica and four grandchildren: Everly Ann, Amora Grace, Arrow and Stone.

MARTINEZ CAREER RECORD

YEAR	CLUB	AVG	G	AB	R	H	TB	2B	3B	HR	RBI	SH	SF	HP	BB	SO	SB	CS	OBP	SLG	E
1983	Quad Cities	.244	44	119	17	29	39	6	2	0	10	0	2	1	26	30	10	8	.378	.528	1
	Geneva	.261	64	241	35	63	97	15	2	5	33	1	2	0	40	52	16	6	.364	.402	8
1984	Quad Cities	.220	12	41	6	9	15	2	2	0	5	0	0	1	9	13	3	4	.373	.366	1
1985	Winston-Salem	.342	115	386	52	132	169	14	4	5	54	1	2	3	62	35	38	14	.435	.438	7
1986	Iowa	.289	83	318	52	92	128	11	5	5	32	4	3	1	36	34	42	5	.360	.403	2
	Chicago (NL)	.139	53	108	13	15	21	1	1	1	7	0	1	1	6	22	4	2	.190	.194	1
1987	Chicago (NL)	.292	142	459	70	134	192	18	8	8	36	1	1	2	57	96	16	8	.372	.418	6
1988	Chicago (NL)	.254	75	256	27	65	89	10	1	4	34	0	4	2	21	46	7	3	.311	.348	5
1988	Montreal	.257	63	191	24	49	68	3	5	2	12	2	1	0	17	48	16	6	.316	.356	1
	Montreal	.274	126	361	41	99	138	16	7	3	27	7	1	0	27	57	23	4	.324	.382	7
1990	Montreal	.279	118	391	60	109	165	13	5	11	39	3	2	1	24	48	13	11	.321	.422	6
1991	Montreal	.295	124	396	47	117	166	18	5	7	42	5	3	3	20	54	16	7	.332	.419	4
1992	Cincinnati	.254	135	393	47	100	139	20	5	3	31	6	4	0	42	54	12	8	.323	.354	6
1993	San Francisco	.241	91	241	28	58	87	12	1	5	27	0	0	0	27	39	6	3	.317	.361	1
	Phoenix	.467	3	15	4	7	7	0	0	0	2	0	0	0	1	1	0	0	.500	.467	3
1994	San Francisco	.247	97	235	23	58	85	9	3	4	27	2	0	2	21	22	3	4	.314	.362	3
1995	Chicago (AL)	.307	118	303	49	93	132	16	4	5	37	9	4	1	32	41	8	2	.371	.436	3
1996	Chicago (AL)	.318	146	440	85	140	206	20	8	10	53	2	1	3	52	52	15	7	.393	.468	6
1997	Chicago (AL)	.286	145	504	78	144	208	16	6	12	55	5	6	3	55	69	12	6	.356	.413	7
1998	Tampa Bay	.256	90	309	31	79	99	11	0	3	20	0	1	2	35	52	8	7	.334	.320	1
1999	Tampa Bay	.284	143	514	79	146	199	25	5	6	66	10	5	5	60	76	13	6	.361	.387	8
2000	Tampa Bay	.260	29	104	12	27	38	4	2	1	12	1	2	0	10	17	1	4	.319	.365	0
	Chicago (NL)	.185	18	54	5	10	13	1	1	0	1	0	0	0	2	8	1	0	.214	.241	1
	Texas	.269	38	119	14	32	44	4	1	2	12	0	0	1	14	20	2	1	.351	.370	0
	Toronto	.311	47	180	29	56	74	10	1	2	22	0	1	1	24	28	4	2	.393	.411	2
2001	Atlanta	.287	120	237	33	68	91	11	3	2	20	0	0	1	21	44	3	3	.347	.384	0
MLB TOTALS		.276	1918	5795	795	1599	2254	238	72	91	580	53	37	28	567	893	183	94	.341	.389	68
MINORS TOTALS		.296	321	1120	166	332	455	48	15	15	136	6	9	6	174	165	110	37	.391	.406	19

2001 POSTSEASON

RD.	CLUB.	OPP.	AVG	G	AB	R	H	TB	2B	3B	HR	RBI	SH	SF	HP	BB	SO	SB	CS	OBP	SLG	E
NLDS	ATL	vs. HOU	.000	1	1	0	0	0	0	0	0	0	0	0	0	0	0	0	0	.000	.000	0
NLCS	ATL	vs. ARI	.200	4	5	0	1	1	0	0	0	0	0	0	0	0	1	0	0	.200	.200	0
TOTALS			.167	5	6	0	1	1	0	0	0	0	0	0	0	0	1	0	0	.167	.167	0



#24 TIM BOGAR

BENCH COACH

BORN / 2023 OPENING DAY AGE
10/28/66 Indianapolis, Ind. / 56

NATIONALS TENURE
Sixth Season, Fourth as Bench Coach

PRO BASEBALL TENURE
35th Season

SCHOOL
Eastern Illinois University



RESUME

Bogar returns for his sixth season on Dave Martinez's staff, his fourth as the bench coach...He spent his first two seasons in D.C. (2018-19) as Washington's first base coach...During his tenure with the Nationals, Bogar has worked extensively with Washington's infielders...The 2023 season will mark Bogar's 15th season as a Major League coach...Under Bogar's guidance at first base, the Nationals tied for the National League lead with 116 stolen bases in 2019...In 2018, the club ranked second in the National League in stolen bases (119) and stolen base percentage (78.3%)...Bogar came to the Nationals after spending two seasons (2016-17) as the Seattle Mariners' bench coach...A veteran Major League coach, Minor League manager, and one-time interim manager for the Texas Rangers (2014), Bogar previously manned the first base coach's box for the Boston Red Sox in 2009...Bogar spent the 2015 season as a special assistant to the general manager with the Los Angeles Angels...He served as the bench coach for the Rangers in 2014, and eventually manager...In 2013, he managed Los Angeles Angels' Double-A Arkansas to a 73-66 record and a second-half Northern Division championship...Bogar spent four seasons on the Major League coaching staff with the Red Sox (2009-12), as first base coach (2009), third base coach (2010-11), and bench coach (2012)...Bogar filled the role of quality assurance coach for the Tampa Bay Rays in 2008, working alongside Dave Martinez, after four seasons managing in the Minor Leagues - where he took teams to championship series four times, including winning the Appalachian League title in 2004.

MANAGERIAL RECORD

YEAR	CLUB	LEAGUE	W	L	PCT	FINISH
2004	Greenville	Appalachian League	41	26	.612	1st
2005	Lexington	South Atlantic League	81	58	.583	1st
2006	Akron	Eastern League	87	55	.613	1st
2007	Akron	Eastern League	80	61	.567	3rd
2013	Arkansas	Texas League	73	66	.525	3rd
2014	Texas	American League	14	8	.636	5th
MINORS TOTALS			362	266	.576	
MLB TOTALS			14	8	.636	

AWARDS AND HONORS

- 2019 World Series Champion (WSH)
- 2013 Texas League Northern Division Championship (second half)
- 2006 Eastern League Manager of the Year
- 2004 Appalachian League Championship
- 2004 Appalachian League Manager of the Year

PLAYING CAREER

Bogar played parts of nine Major League seasons, appearing in 701 games for the New York Mets (1993-96), Houston Astros (1997-2000) and the Los Angeles Dodgers (2001)...He was a part of three consecutive National League Central titles with the Astros...Primarily a shortstop during his nine-year Major League playing career, Bogar appeared at shortstop, third base, first base, second base, left field, and even pitched twice...He was selected by the New York Mets in the eighth round of the 1987 Draft and went on to hit .228 with 69 doubles, nine triples, 24 homers, 161 RBI, 143 walks and 180 runs scored in his career.

PERSONAL

Timothy Paul Bogar is a native of Indianapolis, Ind. and graduated from Buffalo Grove (Ill.) High School...He attended Eastern Illinois University where he was named Mid-Continent Conference MVP in 1987...Bogar resides in Trophy Club, Texas with his wife, Wendy, and their four children: sons T.J. and Ty, and daughters Aralee Anne and Jesse Lynn.



2019 POSTSEASON
NATIONALS IN PARK
FRONT OFFICE & OWNERSHIP
EXECUTIVES
MANAGER & COACHING STAFF
PLAYERS
2022 IN REVIEW
HISTORY & RECORDS
SCOUTING, RESEARCH & PLAYER DEV.
MEDIA



BOGAR CAREER RECORD

YEAR	CLUB	AVG	G	AB	R	H	TB	2B	3B	HR	RBI	SH	SF	HP	BB	SO	SB	CS	OBP	SLG	E
1987	Little Falls	.234	58	205	31	48	57	9	0	0	23	0	2	3	18	39	2	2	.303	.278	24
1988	St. Lucie	.275	76	236	34	65	80	7	1	2	30	4	1	2	34	57	9	7	.370	.339	19
	Columbia	.282	45	142	19	40	57	4	2	3	21	1	2	3	22	29	5	3	.385	.401	8
1989	Jackson	.266	112	406	44	108	143	13	5	4	45	3	5	7	41	57	8	3	.340	.352	29
1990	Tidewater	.162	33	117	10	19	21	2	0	0	4	4	0	1	8	22	1	1	.222	.179	10
1991	Tidewater	.257	65	218	23	56	70	11	0	1	23	4	2	1	20	35	1	0	.320	.321	11
	Williamsport	.251	63	243	33	61	83	12	2	2	25	2	4	2	20	44	13	8	.309	.342	8
1992	Tidewater	.279	129	481	54	134	183	32	1	5	38	5	0	3	14	65	7	7	.303	.380	15
1993	New York (NL)	.244	78	205	19	50	72	13	0	3	25	1	1	3	14	29	0	1	.300	.351	9
1994	New York (NL)	.154	50	52	5	8	14	0	0	2	5	2	1	0	4	11	1	0	.211	.269	1
	Norfolk	.105	5	19	0	2	2	0	0	0	1	0	0	0	1	4	0	0	.150	.105	0
1995	New York (NL)	.290	78	145	17	42	52	7	0	1	21	2	1	0	9	25	1	0	.329	.359	6
1996	New York (NL)	.213	91	89	17	19	23	4	0	0	6	3	2	2	8	20	1	3	.287	.258	1
1997	Houston	.249	97	241	30	60	94	14	4	4	30	3	4	3	24	42	4	1	.320	.390	6
1998	Houston	.154	79	156	12	24	33	4	1	1	8	1	1	2	9	36	2	1	.208	.212	3
1999	Houston	.239	106	309	44	74	106	16	2	4	31	0	3	4	38	52	3	5	.328	.343	9
2000	Houston	.207	110	304	32	63	97	9	2	7	33	5	4	3	35	56	1	1	.292	.319	12
2001	Los Angeles (NL)	.333	12	15	4	5	13	2	0	2	2	0	0	0	2	1	0	0	.412	.867	0
	Las Vegas	.250	16	52	8	13	18	5	0	0	4	0	0	0	3	11	0	1	.291	.346	3
2002	Colorado Springs	.163	13	43	2	7	8	1	0	0	1	0	0	0	1	6	0	2	.182	.186	2
MINORS TOTALS		.256	615	2162	258	553	722	96	11	17	215	23	16	22	182	369	46	34	.318	.334	129
MLB TOTALS		.228	701	1516	180	345	504	69	9	24	161	17	17	17	145	272	13	12	.298	.332	47

1999 POSTSEASON

RD.	CLUB	OPP.	AVG	G	AB	R	H	TB	2B	3B	HR	RBI	SH	SF	HP	BB	SO	SB	CS	OBP	SLG	E
NLDS	HOU	vs. ATL	.750	2	4	0	3	4	1	0	0	1	0	0	0	1	0	0	0	.800	1.000	0
TOTALS			.750	2	4	0	3	4	1	0	0	1	0	0	0	1	0	0	0	.800	1.000	0



#12 ERIC YOUNG JR.

FIRST BASE COACH

BORN / 2023 OPENING DAY AGE
5/25/85 New Brunswick, N.J / 37

NATIONALS TENURE
Second Season

PRO BASEBALL TENURE
19th Season

SCHOOL
Piscataway Township (NJ) High School



RESUME

Young Jr. returns for his second season as Washington's first base coach in 2023...Young Jr. also works extensively with Nationals outfielders...This marks his first stint as a member of a Major League coaching staff after spending the 2021 season in the Seattle Mariners organization as a coach for Triple-A Tacoma.

PLAYING CAREER

An outfielder and veteran of 10 Major League seasons, Young Jr. appeared in 651 Major League games with the Colorado Rockies (2009-13), New York Mets (2013-14, 2015), Atlanta Braves (2015), New York Yankees (2016) and Los Angeles Angels (2017-18)...He was the National League stolen base champion in 2013 with 46 stolen bases.

PERSONAL

Eric Orlando Young Jr. ...He is the son of former Major Leaguer and current Atlanta Braves first base coach Eric Young...Is married to wife, Victoria.

AWARDS AND HONORS

2013..... National League Stolen Base Title
2009..... SiriusXM All-Star Futures Game



YOUNG JR. CAREER RECORD

YEAR	CLUB	AVG	G	AB	R	H	TB	2B	3B	HR	RBI	SH	SF	HP	BB	SO	SB	CS	OBP	SLG	E
2004	Casper	.264	23	87	20	23	30	5	1	0	7	2	0	1	20	13	13	14	.407	.345	7
2005	Casper	.301	63	219	48	66	96	7	7	3	25	4	2	4	35	52	25	10	.404	.438	22
2006	Asheville	.295	128	482	92	142	197	28	6	5	49	9	1	10	67	75	87	31	.391	.409	27
2007	Modesto	.291	130	540	113	157	232	29	11	8	63	12	2	13	46	105	73	18	.359	.430	25
2008	Tulsa	.290	105	403	74	117	158	24	4	3	33	6	0	6	61	77	46	16	.391	.392	14
2009	Colorado Springs	.299	119	472	118	141	203	21	10	7	43	12	0	12	56	79	58	14	.387	.430	17
	Colorado	.246	30	57	7	14	18	1	0	1	1	0	0	4	12	4	4	.295	.316	0	
2010	Colorado Springs	.252	33	123	20	31	41	5	1	1	9	1	1	2	15	32	10	0	.340	.333	5
	Colorado	.244	51	172	26	42	49	5	1	0	8	0	0	0	17	32	17	6	.312	.285	7
	Tulsa	.231	4	13	2	3	3	0	0	0	0	0	0	0	1	1	0	0	.286	.231	1
2011	Colorado Springs	.363	58	223	61	81	123	18	9	2	28	6	5	2	39	36	17	1	.454	.552	8
	Colorado	.247	77	198	34	49	59	4	3	0	10	1	1	3	26	38	27	4	.342	.298	4
2012	Colorado	.316	98	174	36	55	78	7	2	4	15	5	0	4	13	31	14	2	.357	.448	0
2013	Colorado	.242	57	165	22	40	58	9	3	1	6	4	0	0	11	33	8	4	.290	.352	2
	New York (NL)	.251	91	374	48	94	123	18	4	1	26	6	1	2	35	67	38	7	.318	.329	2
2014	New York (NL)	.229	100	280	48	64	87	10	5	1	17	5	2	5	24	60	30	6	.299	.311	1
	St.Lucie	.250	1	4	2	1	1	0	0	0	0	0	0	0	1	0	0	0	.400	.250	0
	Binghamton	.000	3	9	2	0	0	0	0	0	0	0	0	0	2	3	1	0	.182	.000	0
2015	Atlanta	.169	35	77	7	13	21	4	2	0	5	2	0	0	6	17	3	0	.229	.273	0
	Gwinnett	.248	67	234	36	58	73	6	3	1	27	8	1	4	33	43	23	3	.349	.312	4
	Las Vegas	.261	8	23	1	6	8	2	0	0	1	0	0	0	4	2	3	1	.370	.348	0
	New York (NL)	.000	18	8	9	0	0	0	0	0	0	0	0	1	0	1	3	2	.111	.000	0
2016	Colorado Springs	.263	116	289	48	76	98	9	2	3	30	4	2	3	31	51	23	6	.338	.339	0
	New York (AL)	.000	6	1	2	0	0	0	0	0	0	0	0	0	0	0	1	0	.000	.000	0
2017	Salt Lake	.305	83	341	67	104	153	15	5	8	52	4	1	6	33	56	20	7	.375	.449	1
	Los Angeles (AL)	.264	47	110	24	29	46	5	0	4	16	3	0	7	5	31	12	3	.336	.418	0
2018	Los Angeles (AL)	.202	41	109	12	22	33	4	2	1	8	0	1	1	6	29	5	1	.248	.303	1
	Salt Lake	.300	84	307	46	92	139	18	7	5	34	2	4	0	35	66	10	6	.367	.453	0
2019	Tacoma	.236	33	127	16	30	46	4	3	2	11	0	3	2	10	26	3	2	.296	.362	1
	AZ Mariners	.333	2	6	3	2	2	0	0	0	1	0	0	0	3	0	1	0	.556	.333	0
	Monclova	.315	27	111	30	35	48	7	0	2	6	0	1	2	15	22	5	1	.403	.432	0
	MINORS TOTALS	.290	1087	4013	799	1165	1651	198	69	50	419	70	23	67	507	740	419	117	.377	.411	131
	MLB TOTALS	.245	651	1725	275	422	572	67	22	13	112	26	5	23	147	350	162	39	.312	.332	17

2019 POSTSEASON NATIONALS PARK FRONT OFFICE NATIONALS IN THE COMMUNITY & OWNERSHIP EXECUTIVES MANAGER & COACHING STAFF PLAYERS IN REVIEW 2022 HISTORY & RECORDS SCOUTING, RESEARCH & PLAYER DEV. MEDIA



#10 GARY DISARCINA

THIRD BASE COACH

BORN / 2023 OPENING DAY AGE
11/19/67 Malden, Mass. / 55

NATIONALS TENURE
Second Season

PRO BASEBALL TENURE
33rd Season

SCHOOL
University of Massachusetts



RESUME

DiSarcina enters his second season as Washington's third base coach in 2023... He joined the Nationals coaching staff in 2022 after spending the previous four seasons (2018-21) with the New York Mets... He served as New York's third base coach for three seasons (2019-21) following his stint as the Mets' bench coach in 2018... He spent 2017 as the bench coach for the Boston Red Sox and prior to that, spent three seasons with the Los Angeles Angels as their first base coach (2016) and third base coach (2014-15)... He joined the coaching ranks in 2007 as the manager of Single-A Lowell in Boston's Minor League system... He posted a winning record in each of his four seasons (2007-10) as a Minor League manager and led his clubs to three divisional titles... Following his 2013 season with Triple-A Pawtucket, he was named *Baseball America's* Minor League Manager of the Year.

MANAGERIAL RECORD

YEAR	CLUB	LEAGUE	W	L	PCT	FINISH
2007	Lowell	New-York Penn League	40	36	.526	2nd
2008	Lowell	New-York Penn League	40	33	.548	1st
2009	Lowell	New-York Penn League	45	30	.600	1st
2013	Pawtucket	International League	80	63	.59	1st
MINORS TOTALS			205	162	.559	

AWARDS AND HONORS

2013..... *Baseball America* Minor League Manager of the Year
1995..... American League All-Star (TEX)

PLAYING CAREER

A veteran of 12 Major League seasons as a shortstop, he spent his entire Major League career with the Angels from 1989-2000 after being selected by the team in the sixth round of the 1988 June First-Year Player Draft... Made 1,056 of his starts at shortstop... He posted a .258 career batting average in 1,086 major league games... Was an All-Star in 1995 and was the team MVP in 1998.

PERSONAL

Gary Thomas DiSarcina... Resides in Boston, Mass. with his two children, Carlee and Gary Jr.



DISARCINA CAREER RECORD

YEAR	CLUB	AVG	G	AB	R	H	TB	2B	3B	HR	RBI	SH	SF	HP	BB	SO	SB	CS	OBP	SLG	E
1988	Bend	.305	71	295	40	90	117	11	5	2	39	4	4	2	27	34	7	4	.363	.397	27
1989	Midland	.286	126	441	65	126	170	18	7	4	54	7	5	4	24	54	11	6	.325	.385	30
	California	----	2	0	0	0	0	0	0	0	0	0	0	0	0	0	0	0	----	----	0
1990	Edmonton	.212	97	330	46	70	98	12	2	4	37	5	2	4	25	46	5	3	.274	.297	24
	California	.140	18	57	8	8	11	1	1	0	0	1	0	3	10	1	0	.183	.193	4	
1991	Edmonton	.310	119	390	61	121	162	21	4	4	58	4	3	9	29	32	16	5	.369	.415	20
	California	.211	18	57	5	12	14	2	0	0	3	2	0	2	3	4	0	.274	.246	4	
1992	California	.247	157	518	48	128	156	19	0	3	42	5	3	7	20	50	9	7	.283	.301	25
1993	California	.238	126	416	44	99	130	20	1	3	45	5	3	6	15	38	5	7	.273	.313	14
1994	California	.260	112	389	53	101	128	14	2	3	33	10	2	2	18	28	3	7	.294	.329	9
1995	California	.307	99	362	61	111	166	28	6	5	41	7	3	2	20	25	7	4	.344	.459	6
1996	California	.256	150	536	62	137	186	26	4	5	48	16	1	2	21	36	2	1	.286	.347	20
1997	Anaheim	.246	154	549	52	135	179	28	2	4	47	8	5	4	17	29	7	8	.271	.326	15
1998	Anaheim	.287	157	551	73	158	212	39	3	3	56	12	3	8	21	51	11	7	.321	.385	14
1999	Lake Elsinore	.083	4	12	0	1	1	0	0	0	0	1	0	0	1	0	0	0	.154	.083	1
	Erie	.300	5	20	1	6	6	0	0	0	2	0	0	0	4	2	0	2	.300	.300	0
	Anaheim	.229	81	271	32	62	74	7	1	1	29	9	1	2	15	32	2	.273	.273	15	
2000	Anaheim	.395	12	38	6	15	20	2	0	1	11	2	0	1	3	0	1	1	.425	.526	5
2001	DID NOT PLAY/Injured																				
2002	Pawtucket	.243	35	144	23	35	53	11	2	1	9	2	2	4	8	15	0	1	.297	.368	3
MINORS TOTALS		.275	457	1632	236	449	1276	73	20	15	199	23	16	23	114	185	39	21	.328	.372	105
MLB TOTALS		.258	1086	3744	444	966	607	186	20	28	355	77	21	36	154	306	47	44	.292	.341	131

2019 POSTSEASON
NATIONALS IN PARK
NATIONALS IN THE COMMUNITY
FRONT OFFICE & OWNERSHIP EXECUTIVES
MANAGER & COACHING STAFF
PLAYERS
2022 IN REVIEW
HISTORY & RECORDS
SCOUTING, RESEARCH & PLAYER DEV.
MEDIA



#7 DARNELL COLES


HITTING COACH

BORN / 2023 OPENING DAY AGE
6/2/62 San Bernardino, Calif. / 60

NATIONALS TENURE
Second Season

PRO BASEBALL TENURE
36th Season

SCHOOL
Dwight D. Eisenhower (CA) High School



RESUME

Coles embarks on his second season as Washington's hitting coach...In 2022, Nationals hitters posted the fourth-lowest strikeout total in Major League Baseball (1,221)...He joined the Nationals in 2022 after spending the previous three seasons (2019-21) as the hitting coach for the Arizona Diamondbacks... In 2019, the Diamondbacks matched a club record with 220 home runs, an increase of 44 home runs from the previous season...Prior to his time with the Diamondbacks, he served as the hitting coach for the Milwaukee Brewers from 2015-18...Coles was the assistant hitting coach for the Detroit Tigers in 2014, his first career coaching stint at the Major League level...He was with the Brewers organization from 2010-13, where he served two seasons as hitting coordinator before serving as the manager of Double-A Huntsville for two seasons (2012-13)... Coles returns to the Nationals organization where he spent four seasons (2006-09) in various roles in the Minor League system.

MANAGERIAL RECORD

YEAR	CLUB	LEAGUE	W	L	PCT	FINISH
2007	Vermont	New York-Penn League	37	37	.507	3rd
2008	Hagerstown	South Atlantic League	61	78	.439	5th/6th
2012	Huntsville	Southern League	65	74	.468	2nd/5th
2013	Huntsville	Southern League	59	79	.428	5th/4th
MINORS TOTALS			222	268	.453	

PLAYING CAREER

Coles played 14 Major League seasons with eight different clubs...He was a teammate of Dave Martinez on the Cincinnati Reds in 1992 and a member of the 1993 World Series Champion Toronto Blue Jays.



PERSONAL

Darnell Coles...Is married to wife, Shari...They have three children: DeAnna, Darnell Jr. and Jared.

COLES CAREER RECORD

YEAR	CLUB	AVG	G	AB	R	H	TB	2B	3B	HR	RBI	SH	SF	HP	BB	SO	SB	CS	OBP	SLG	E
1980	Bellingham	.214	35	117	23	25	36	3	1	2	12	2	1	1	22	24	1	3	.340	.308	28
1981	Wausau	.274	111	354	53	97	150	20	3	9	48	5	5	6	42	67	9	8	.356	.424	52
1982	Bakersfield	.303	136	482	91	146	211	24	4	11	55	8	9	6	68	61	27	16	.389	.438	73
1983	Chattanooga	.287	72	261	49	75	108	10	4	5	24	3	1	3	41	39	12	10	.389	.414	30
	Salt Lake City	.316	61	234	43	74	126	12	5	10	41	0	1	5	20	19	11	2	.381	.538	75
	Seattle	.283	27	92	9	26	36	7	0	1	6	1	0	0	7	12	0	3	.333	.391	4
1984	Salt Lake City	.318	69	242	57	77	147	22	3	14	68	6	6	2	48	41	7	2	.426	.607	16
	Seattle	.161	48	143	15	23	28	3	1	0	6	3	0	2	17	26	2	1	.259	.196	8
1985	Calgary	.320	31	97	16	31	51	8	0	4	24	1	1	2	17	15	2	1	.427	.526	5
	Seattle	.237	27	59	8	14	21	4	0	1	5	0	2	1	9	17	0	1	.338	.356	6
1986	Detroit	.273	142	521	67	142	236	30	2	20	86	7	8	6	45	84	6	2	.333	.453	23
1987	Toledo	.324	10	37	7	12	20	5	0	1	8	0	0	0	4	2	0	2	.390	.541	1
	Detroit	.181	53	149	14	27	46	5	1	4	15	2	1	2	15	23	0	1	.263	.309	0
	Pittsburgh	.227	40	119	20	27	53	8	0	6	24	3	2	1	19	20	1	3	.333	.445	17
1988	Pittsburgh	.232	68	211	20	49	79	13	1	5	36	0	7	3	20	41	1	1	.299	.374	6
	Seattle	.292	55	195	32	57	99	10	1	10	34	2	3	4	17	26	3	2	.356	.508	3
1989	Seattle	.252	146	535	54	135	192	21	3	10	59	2	3	6	27	61	5	4	.294	.359	2
1990	Seattle	.215	37	107	9	23	36	5	1	2	16	0	1	1	4	17	0	0	.248	.336	17
	Detroit	.204	52	108	13	22	27	2	0	1	4	1	1	0	12	21	0	4	.281	.250	10
1991	San Francisco	.214	11	14	1	3	3	0	0	0	0	0	0	0	0	2	0	0	.214	.214	0
	Phoenix	.290	83	328	43	95	140	23	2	6	65	1	3	6	27	43	0	0	.352	.427	0
1992	Nashville	.296	22	81	19	24	47	5	0	6	16	0	1	2	8	13	1	0	.370	.580	0
	Cincinnati	.312	55	141	16	44	68	11	2	3	18	3	2	0	3	15	1	0	.322	.482	5
1993	Toronto	.253	64	194	26	49	72	9	1	4	26	1	2	4	16	29	1	1	.319	.371	10
1994	Toronto	.210	48	143	15	30	50	6	1	4	15	0	2	1	10	25	0	0	.263	.350	5
1995	St. Louis	.225	63	138	13	31	47	7	0	3	16	0	1	3	16	20	0	0	.316	.341	3
1996	Chunichi (JPL)	.302	130	513	77	155	259	15	1	29	79	3	3	6	54	79	0	3	.373	.505	—
1997	Hanshin (JPL)	.242	63	231	28	56	93	16	0	7	28	0	1	1	13	40	0	0	.285	.403	—
	Colorado	.318	21	22	1	7	11	1	0	1	2	0	0	1	0	6	0	0	.348	.500	0
MINORS TOTALS		.294	630	2233	401	656	1036	132	22	68	361	26	28	33	297	324	70	44	.380	.494	252
JAPANESE LEAGUE TOTALS		.284	193	744	105	211	352	31	1	36	107	3	4	7	67	119	0	3	.320	.473	—
MLB TOTALS		.245	957	2891	333	709	1104	142	14	75	368	25	35	35	237	445	20	23	.307	.382	89

2019 POSTSEASON NATIONALS PARK FRONT OFFICE NATIONALS IN THE COMMUNITY EXECUTIVES & OWNERSHIP MANAGER & COACHING STAFF PLAYERS IN REVIEW 2022 HISTORY & RECORDS SCOUTING, RESEARCH & PLAYER DEV. MEDIA



#66 PAT ROESSLER


ASSISTANT HITTING COACH

BORN / 2023 OPENING DAY AGE
12/27/59 Phoenix, Ariz. / 63

NATIONALS TENURE
Fourth Season

PRO BASEBALL TENURE
36th Season

SCHOOL
University of Arizona



RESUME

Roessler returns to the Nationals for his fourth season as the assistant hitting coach...He joined Dave Martinez's staff in 2020, after spending the 2019 season as a player development advisor for the New York Yankees...He was promoted to the role of hitting coach with the New York Mets in 2018 after serving as the assistant hitting coach from 2014-17...Prior to his stint with the New York Mets, he worked as the director of player development for the New York Yankees for 10 seasons (2004-13)...At various points during that stint with the Yankees, he served as their field coordinator and hitting coordinator...In 2006, he took over as the manager of Single-A Charleston from July 12 through the end of the season...Prior to joining the Yankees, he served as the Minor League hitting coordinator for the Houston Astros from 2002-04...In 2000 and 2001, was the Major League hitting coach for the Montreal Expos...Additionally, he served as the minor league hitting coordinator for the Expos from 1995-97...He worked in the Chicago White Sox organization from 1988-94...Was the hitting coach for Single-A South Bend in 1994, for Single-A Sarasota in 1993 and 1989 and for Double-A Birmingham from 1990-92...He was a roving hitting instructor in 1988...From 1983-88, he was an assistant baseball coach with Old Dominion (Va.) University.

PERSONAL

Pat Roessler graduated from the University of Arizona in 1983, where he received a B.A. degree in Physical Education and was a member of their 1980 College World Series Championship team...He received his master's degree in sports management from Old Dominion (Va.) University in 1987...Is married to wife, Cindi Roessler...His daughter Tori is a lawyer who lives and works in Washington D.C.



2019
POSTSEASON

NATIONALS IN
PARK

NATIONALS IN
THE COMMUNITY

FRONT OFFICE
& OWNERSHIP

EXECUTIVES

MANAGER &
COACHING
STAFF

PLAYERS

2022
IN REVIEW

HISTORY &
RECORDS

SCOUTING,
RESEARCH &
PLAYER DEV.

MEDIA



#48 JIM HICKEY

PITCHING COACH

BORN / 2023 OPENING DAY AGE
10/12/61 Chicago, Ill. / 61

NATIONALS TENURE
Third Season

PRO BASEBALL TENURE
41st Season

SCHOOL
University of Texas-Pan American



RESUME

Hickey returns for his third season as Washington's pitching coach...He joined Washington in 2021 after spending the previous two seasons (2019-20) as a special assistant for player development with the Los Angeles Dodgers...The 2023 season will be Hickey's 41st season in professional baseball and his 18th as a Major League pitching coach... He served in the role with the Chicago Cubs (2018), Tampa Bay Rays (2007-17) and Houston Astros (2004-06)...Hickey coached alongside Dave Martinez in Tampa Bay during Martinez's time as the Rays' bench coach (2008-14)...During his 11 seasons with Tampa Bay, the Rays ranked among American League staffs in opponents average (1st, .247), WHIP (1st, 1.28), shutouts (T1st, 127), ERA (2nd, 3.95) and strikeouts (2nd, 13,988)... In 2005 and 2006, Houston's pitching staff ranked second in the National League in ERA each season...Hickey joined Houston's staff following seven seasons as pitching coach with Triple-A New Orleans and 16 total seasons as a coach in Houston's Minor League system...Hickey has been a part of seven Postseason appearances (2018, 2013, 2011, 2010, 2008, 2005, 2004) including two World Series appearances in 2008 with Tampa Bay and in 2005 with Houston...Hickey has coached 12 different All-Stars: Alex Colomé (2016), Chris Archer (2015), Brad Boxberger (2015), David Price (2010-12, 2014), Matt Moore (2013), Fernando Rodney (2012), James Shields (2011), Rafael Soriano (2010), Scott Kazmir (2008), Roy Oswalt (2005-06), Roger Clemens (2005) and Brad Lidge (2005).

COACHING YEAR-BY-YEAR

1991-2004 Houston Minor League Pitching Coach
2004-2006 Houston Major League Pitching Coach
2007-2017 Tampa Bay Major League Pitching Coach
2018 Chicago (NL) Major League Pitching Coach



PLAYING CAREER

Hickey pitched in 204 games, going 39-31 with a 3.54 ERA across seven Minor League seasons with the Chicago White Sox (1983-87), Los Angeles Dodgers (1988) and Houston Astros (1989)...He was selected in the 13th round of the 1983 First-Year Player Draft out of the University of Texas Pan-American...He was a first-team All-American in 1983 and is now a member of the school's Hall of Fame.

PERSONAL

James Joseph Hickey...Graduated from Kennedy High School in Chicago, Ill...He has three children: Austin, Addison and Cameron.

HICKEY CAREER RECORD

YEAR	CLUB	W	L	ERA	G	GS	CG	SHO	SV	IP	H	R	ER	HR	HB	BB	SO	SO/9	WP	BK	BAA
1983	Niagara Falls	7	4	3.91	16	15	2	0	0	94.1	102	50	41	3	3	39	76	7.3	9	1	—
1984	Appleton	13	5	1.81	49	0	0	0	20	99.1	88	30	20	2	1	32	96	8.7	7	1	—
1985	Buffalo	1	0	7.71	7	1	0	0	0	16.1	25	14	14	3	1	5	12	6.6	1	1	—
	Glens Falls	7	6	3.86	25	10	4	1	2	93.1	90	46	40	6	3	42	39	3.8	3	1	—
1986	Birmingham	6	5	3.17	42	4	0	0	7	96.2	94	46	34	6	1	37	67	6.2	3	0	—
1987	Birmingham	0	2	6.29	7	1	1	0	0	24.1	28	20	17	8	1	7	14	5.2	0	0	—
	Daytona Beach	3	1	1.93	15	2	0	0	0	32.2	25	12	7	1	1	10	18	5.0	2	0	—
1988	San Antonio	0	2	2.85	17	1	0	0	0	41.0	41	19	13	4	2	11	15	3.3	1	1	—
1989	Columbus	2	6	4.61	26	6	1	0	0	82.0	90	51	42	9	2	19	41	4.5	3	3	—
MINORS TOTALS		39	31	3.54	204	40	8	1	29	580.0	583	288	228	42	15	202	378	5.9	29	8	—

2019 POSTSEASON NATIONALS IN THE COMMUNITY PARK FRONT OFFICE NATIONALS IN THE COMMUNITY & OWNERSHIP EXECUTIVES MANAGER & COACHING STAFF PLAYERS IN REVIEW 2022 HISTORY & RECORDS SCOUTING, RESEARCH & PLAYER DEV. MEDIA



#35 HENRY BLANCO


CATCHING AND STRATEGY COACH

BORN / 2023 OPENING DAY AGE
8/29/71 Caracas, VEN / 51

NATIONALS TENURE
Sixth Season, Second as Catching & Strategy Coach

PRO BASEBALL TENURE
34th Season

SCHOOL
Antonio Jose de Sucre High School



RESUME

Blanco returns for his second season in the role of catching and strategy coach, working with Nationals catchers while also providing strategic input in all aspects of game planning...He moved into this role prior to the 2022 season after serving as Washington's bullpen coach from 2018-21...The 2023 season will mark his ninth consecutive season coaching alongside Dave Martinez...The two also worked together while Blanco held the role as the Cubs' quality assurance coach for three seasons (2015-17)...The 2022 season will mark his ninth as a coach, adding including his tenure as an assistant coach/bullpen catcher for the Arizona Diamondbacks in 2014, and his 34th in professional baseball...Blanco joined the coaching ranks after a 16-year Major League career...Blanco spent the 2022-23 winter as the manager of the Tiburones de La Guaira in the Venezuelan Winter League...He managed the Bravos de Margarita during the 2020-21 and 2014-15 VWL seasons.

AWARDS AND HONORS


- 2019 World Series Champion (WSH)
- 2016 World Series Champion (CHI)

PLAYING CAREER

A catcher during his playing career, Blanco appeared with 11 different Major League teams...Originally signed by the Dodgers as a non-drafted free agent in November, 1989, Blanco appeared in the Major Leagues for the Dodgers (1997), Rockies (1999), Brewers (2000-01), Braves (2002-03), Twins (2004), Cubs (2005-08), Padres (2009), Mets (2010), Diamondbacks (2011-12), Blue Jays (2013) and Mariners (2013)...Blanco finished his Major League career with a 40.5 percent caught-stealing percentage (245-for-605) and was 29 games shy of becoming the eighth player from Venezuela to appear in 1,000 MLB games.

PERSONAL

Henry Blanco is a native of Caracas, Venezuela and attended Antonio Jose de Sucre High School in Venezuela...Blanco is a participant in the Garth Brooks Teammates for Kids Foundation, which helps raise money for Child Life programs in pediatric hospitals, sports and recreational programs in inner cities, and educational opportunities for the underprivileged.



2019 POSTSEASON NATIONALS PARK FRONT OFFICE NATIONALS IN THE COMMUNITY & OWNERSHIP EXECUTIVES MANAGER & COACHING STAFF PLAYERS 2022 IN REVIEW SCOUTING, RESEARCH & PLAYER DEV. HISTORY & RECORDS MEDIA



BLANCO CAREER RECORD

YEAR	CLUB	AVG	G	AB	R	H	TB	2B	3B	HR	RBI	SH	SF	HP	BB	SO	SB	CS	OBP	SLG	E
1990	Dodgers	.219	60	178	23	39	50	8	0	1	19	0	4	1	26	41	7	2	.316	.281	11
1991	Vero Beach	.143	5	7	0	1	1	0	0	0	0	0	0	0	2	0	0	0	.333	.143	0
	Great Falls	.255	62	216	35	55	79	7	1	5	28	2	3	1	27	39	3	6	.336	.366	8
1992	Bakersfield	.234	124	401	42	94	134	21	2	5	52	10	9	9	51	91	10	6	.328	.334	14
1993	San Antonio	.195	117	374	33	73	124	19	1	10	42	2	1	4	29	80	3	3	.260	.332	16
1994	San Antonio	.230	132	405	36	93	138	23	2	6	38	5	3	2	53	67	6	6	.320	.341	21
1995	Albuquerque	.227	29	97	11	22	34	4	1	2	13	1	2	0	10	23	0	0	.294	.351	2
	San Antonio	.255	88	302	37	77	139	18	4	12	48	0	0	4	29	52	1	1	.328	.460	11
1996	Albuquerque	.167	2	6	1	1	1	0	0	0	0	0	0	0	3	0	0	0	.167	.167	0
	San Antonio	.267	92	307	39	82	113	14	1	5	40	3	5	0	28	38	2	3	.324	.368	13
1997	Los Angeles (NL)	.400	3	5	1	2	5	0	0	1	1	0	0	0	1	0	0	0	.400	1.000	0
	Albuquerque	.313	91	294	38	92	132	20	1	6	47	1	3	1	37	63	7	4	.388	.449	3
1998	Albuquerque	.269	48	134	19	36	59	11	0	4	23	0	2	0	22	27	2	0	.367	.440	4
	San Bernardino	.316	7	19	5	6	13	1	0	2	3	0	0	0	4	6	1	0	.435	.684	0
1999	Colorado	.232	88	263	30	61	97	12	3	6	28	3	2	1	34	38	1	1	.320	.369	5
	Colorado Springs	.333	15	57	8	19	32	4	0	3	12	1	1	0	1	12	0	1	.339	.561	1
2000	Milwaukee	.236	93	284	29	67	112	24	0	7	31	0	4	0	36	60	0	3	.318	.394	5
	Indianapolis	.333	1	3	1	1	2	1	0	0	0	0	0	0	1	0	0	0	.500	.667	0
2001	Milwaukee	.210	104	314	33	66	108	18	3	6	31	5	2	2	34	72	3	1	.290	.344	6
2002	Atlanta	.204	81	221	17	45	74	9	1	6	22	2	5	1	20	51	0	2	.267	.335	3
2003	Atlanta	.199	55	151	11	30	41	8	0	1	13	3	1	1	10	21	0	0	.252	.272	1
2004	Minnesota	.206	114	315	36	65	116	19	1	10	37	11	3	3	21	56	0	3	.260	.368	7
2005	Chicago (NL)	.242	54	161	16	39	63	6	0	6	25	4	2	0	11	24	0	0	.287	.391	1
2006	Chicago (NL)	.266	74	241	23	64	101	15	2	6	37	4	2	0	14	38	0	0	.304	.419	1
2007	Chicago (NL)	.167	22	54	3	9	12	3	0	0	4	1	1	0	2	12	0	0	.193	.222	0
	Iowa	.200	3	10	2	2	2	0	0	0	1	0	0	0	3	0	0	0	.200	.200	0
	Peoria	.316	8	19	3	6	10	1	0	1	5	0	1	1	3	3	0	0	.417	.526	0
2008	Chicago (NL)	.292	58	120	15	35	47	3	0	3	12	2	0	0	6	22	0	0	.325	.392	2
2009	San Diego	.235	67	204	21	48	78	12	0	6	16	1	1	0	26	50	0	0	.320	.382	0
2010	New York (NL)	.215	50	130	10	28	39	5	0	2	8	0	3	0	11	26	1	0	.271	.300	1
2011	Arizona	.250	37	100	12	25	54	3	1	8	12	0	0	0	12	21	0	1	.330	.540	1
2012	Arizona	.188	21	64	6	12	18	3	0	1	7	0	0	0	3	18	1	0	.224	.281	2
2013	Toronto	.184	15	38	3	7	10	3	0	0	0	1	0	0	4	10	0	0	.262	.263	0
	Seattle	.125	35	96	8	12	23	2	0	3	14	0	0	1	10	26	0	0	.215	.240	3
MINORS TOTALS		.247	884	2829	333	699	1063	152	13	62	371	25	34	23	323	548	42	32	.326	.376	104
MLB TOTALS		.223	971	2761	274	615	998	145	11	72	298	37	26	9	254	546	6	11	.288	.361	38

2002 POSTSEASON

RD.	CLUB, OPP.	AVG	G	AB	R	H	TB	2B	3B	HR	RBI	SH	SF	HP	BB	SO	SB	CS	OBP	SLG	E
NLDS	ATL vs. SFG	.167	2	6	0	1	1	0	0	0	0	0	0	0	2	0	0	0	.167	.167	0
TOTALS		.167	2	6	0	1	1	0	0	0	0	0	0	0	2	0	0	0	.167	.167	0

2004 POSTSEASON

RD.	CLUB, OPP.	AVG	G	AB	R	H	TB	2B	3B	HR	RBI	SH	SF	HP	BB	SO	SB	CS	OBP	SLG	E
ALDS	MIN vs. NYY	.250	4	8	1	2	5	0	0	1	2	1	1	0	0	2	0	0	.222	.625	0
TOTALS		.250	4	8	1	2	5	0	0	1	2	1	1	0	0	2	0	0	.222	.625	0

2011 POSTSEASON

RD.	CLUB, OPP.	AVG	G	AB	R	H	TB	2B	3B	HR	RBI	SH	SF	HP	BB	SO	SB	CS	OBP	SLG	E
NLDS	ARI vs. MIL	.000	1	1	0	0	0	0	0	0	0	0	0	0	0	0	0	0	.000	.000	0
TOTALS		.000	1	1	0	0	0	0	0	0	0	0	0	0	0	0	0	0	.000	.000	0



#25 RICKY BONES


BULLPEN COACH

BORN / 2023 OPENING DAY AGE
4/7/69 Salinas, Puerto Rico / 53

NATIONALS TENURE
Second Season

PRO BASEBALL TENURE
36th Season

SCHOOL
Guyama High School



RESUME

Bones returns for his second season as Washington's bullpen coach...He joined the Nationals in 2022 after serving in the same role for the New York Mets (2012-21)...He spent part of the 2019 season as a pitching coach in the Mets Minor League system...Bones served as the pitching coach for Team Puerto Rico during the 2016 World Baseball Classic and the 2013 World Baseball Classic, where they finished second...He was a pitching coach in the Mets' minor league system for six years (2006-11) and helped Single-A St. Lucie of the Florida State League to a championship in 2006...This marks Bones' second stint in the Nationals organization after having been the pitching coach for Single-A Potomac of the Carolina League in 2005 and Single-A Savannah in 2004 in the Expos' organization...Bones served as the pitching coach for Tiburones de La Guaira in the 2022-23 Venezuelan Winter League...That club was managed by Henry Blanco.

AWARDS AND HONORS

1994..... American League All-Star at CIN



PLAYING CAREER

Bones joined the coaching ranks after an 11-year Major League pitching career... In 1994, he was named to the American League All-Star team...He appeared with seven different Major League teams including San Diego (1991), Milwaukee (1992-96), New York-AL (1996), Cincinnati (1997), Kansas City (1997-98), Baltimore (1999) and Florida (2000-01)...He finished his playing career with a record of 63-82 and a 4.85 ERA.

PERSONAL

Ricardo (Ricky) Bones (BOH-ness) is a native of Salinas, Puerto Rico...He has five children: Randy, Britny, Ricardo, a former pitcher at Wheeling University, and a catcher on the softball team at Webber International University, and Reese.

BONES CAREER RECORD

YEAR	CLUB	W	L	ERA	G	GS	CG	SHO	SV	IP	H	R	ER	HR	HB	BB	SO	SO/9	WP	BK	BAA
1986	Spokane (A)	1	1	5.59	18	9	0	0	0	58.0	63	44	36	3	1	29	46	7.1	7	2	—
1987	Charleston	12	5	3.65	26	26	4	1	0	170.1	183	81	69	9	6	45	130	6.9	6	2	—
1988	Riverside	15	6	3.64	25	25	5	2	0	175.1	162	80	71	11	4	64	129	6.6	14	5	.242
1989	Wichita	10	9	5.74	24	24	2	0	0	136.1	162	103	87	22	2	47	88	5.8	7	3	.292
1990	Wichita	6	4	3.48	21	21	2	1	0	137	138	66	53	15	5	45	96	6.3	6	4	.261
	Las Vegas	2	1	3.47	5	5	0	0	0	36.1	45	17	14	2	1	10	25	6.2	1	0	.313
1991	Las Vegas	8	6	4.22	23	23	1	0	0	136.1	155	90	64	10	4	43	95	6.3	6	3	.278
	San Diego	4	6	4.83	11	11	0	0	0	54.0	57	33	29	3	0	18	31	5.2	4	0	.269
1992	Milwaukee	9	10	4.57	31	28	0	0	0	163.1	169	90	83	27	9	48	65	3.6	3	2	.264
1993	Milwaukee	11	11	4.86	32	31	3	0	0	203.2	222	122	110	28	8	63	63	2.8	6	1	.278
1994	Milwaukee	10	9	3.43	24	24	4	1	0	170.2	166	76	65	17	3	45	57	3.0	8	0	.255
1995	Milwaukee	10	12	4.63	32	31	3	0	0	200.1	218	108	103	26	4	83	77	3.5	5	2	.281
1996	Milwaukee	7	14	5.83	32	23	0	0	0	145.0	170	104	94	28	9	62	59	3.7	2	0	.294
	New York (AL)	0	0	14.14	4	1	0	0	0	7.0	14	11	11	2	1	6	4	5.1	0	0	.438
1997	Cincinnati	0	1	10.19	9	2	0	0	0	17.2	31	22	20	2	2	11	8	4.1	0	0	.378
	Kansas City	4	7	5.97	21	11	1	0	0	78.1	102	59	52	10	5	25	36	4.1	1	0	.325
	Tucson	5	0	2.79	8	7	0	0	0	42	40	18	13	2	3	8	22	4.7	0	1	.247
1998	Kansas City	2	2	3.04	32	0	0	0	1	53.1	49	18	18	4	1	24	38	6.4	2	0	.244
	Omaha	1	2	8.59	3	3	0	0	0	14.2	19	16	14	5	0	10	8	4.9	1	0	.317
	Salt Lake City	5	1	3.42	8	8	0	0	0	47.1	41	20	18	5	3	19	41	7.8	1	0	.236
1999	Baltimore	0	3	5.98	30	2	0	0	0	43.2	59	29	29	7	2	19	26	5.5	3	0	.322
2000	Florida	2	3	4.54	56	0	0	0	0	77.1	94	43	39	6	3	27	59	6.9	2	1	.303
2001	Florida	4	4	5.06	61	0	0	0	0	64.0	71	39	36	7	3	33	41	5.8	0	0	.286
2002	Las Vegas	0	2	3.86	30	0	0	0	9	30.1	34	19	13	3	4	12	15	4.5	1	0	.276
	MINORS TOTALS	65	40	4.17	194	153	14	4	10	990.2	1049	561	459	88	35	339	701	6.4	49	20	—
	MLB TOTALS	63	82	4.85	375	164	11	1	1	1278.1	1422	754	689	167	50	464	564	4.0	36	6	.283

2019 POSTSEASON NATIONALS PARK FRONT OFFICE NATIONALS IN THE COMMUNITY EXECUTIVES & OWNERSHIP MANAGERS & COACHING STAFF PLAYERS IN REVIEW 2022 HISTORY & RECORDS SCOUTING, RESEARCH & PLAYER DEV. MEDIA



CLUBHOUSE STAFF



Mike Wallace



Matt Rosenthal



Dan Wallin

MIKE WALLACE

Mike Wallace begins his 50th season in Major League Baseball, his 21st with the Washington Nationals franchise. An everyday presence, Wallace capped a streak of 3,418 consecutive games worked during the 2015 season. The streak came to a close in Game No. 85 of the Nationals' 2015 season at Baltimore. Wallace's baseball career includes stops with Montreal (2002-04), Florida (1992-01, was the first equipment manager in Marlins history), Kansas City (1989-91) and Texas (1973-88). Wallace graduated from the University of Texas-Arlington and resides in Sterling, Va.

Clubhouse Manager

MATT ROSENTHAL

Entering his 36th season in professional baseball, Matt Rosenthal begins his 21st year with the Washington Nationals franchise. He embarked on his career in 1987, working at the Atlanta Braves Instructional League in West Palm Beach, Fla. He then transitioned into working at the spring training and minor league facility for the Montreal Expos, who shared the complex with the Braves. In 1993, he joined the Marlins as a clubhouse assistant for Florida's inaugural season, and was appointed Marlins visiting clubhouse manager in Nov. 1997. Rosenthal is a 1992 graduate of Palm Beach (Fla.) Community College and attended Florida Atlantic University.

Visiting Clubhouse Manager

DAN WALLIN

This season marks Dan Wallin's 19th with the Washington Nationals, and 31st year in professional baseball. A member of the Nationals' clubhouse staff during the club's inaugural campaign in 2005, Wallin previously worked with Montreal (2002-03), Florida (2001), Arizona (1999-2000) and Milwaukee (1992-98). He attended Itasca (Minn.) CC and graduated from the University of Minnesota-Duluth. The Minneapolis native currently resides in Martinsburg, W.Va.


Equipment Manager




Kate Donnelly (2nd season)
*Assistant, Clubhouse
Operations & Team Travel*



Mike Gordon (10th season)
Clubhouse Assistant



Hunter Kelly (9th season)
Clubhouse Assistant




Andrew Melnick (18th season)
*Clubhouse Assistant and
Umpire Room Attendant*



Greg Melnick (16th season)
Clubhouse Assistant

ADDITIONAL STAFF



Octavio Martinez (11th season)
*Field Staff Coordinator
Interpreter*



Brandon Snyder (3rd season)
Bullpen Catcher



James Frisbie (1st season)
Batting Practice Pitcher



Ricky Gutierrez (1st season)
*Run Prevention
Coordinator*




Jon Tosches (14th season)
*Quality Assurance
Coordinator*




Greg Ferguson (8th season)
Manager, Advance Scouting



Kenny Diaz (6th season)
Coordinator, Video & Technology



Dominic Merlino (1st season)
Assistant, Video & Technology



David Higgins (7th season)
Manager, Major League Strategy



PLAYERS



NATIONALS 40-MAN ROSTER (AS OF JAN. 10)

NO.	PITCHERS (22)	B	T	HT.	WT.	BIRTHDATE & PLACE	2022 CLUB(S)	W-L	ERA	G/GS	SV	IP	H	BB	SO	SERVICE	
77	ABBOTT, Cory	R	R	6'2"	220	9/20/95 San Diego, Calif.	Washington	0-5	5.25	16/9	0	48.0	44	25	45	0.084	
							MiLB Totals	0-5	4.98	12/8	0	34.1	34	19	40		
60	ADON, Joan	R	R	6'2"	246	8/12/98 Santo Domingo, DOM	Washington	1-12	7.10	14/14	0	64.2	76	39	55	0.068	
							ROC (WSH-AAA)	2-2	4.68	10/10	0	42.1	41	24	43		
64	ARANO, Victor	R	R	6'2"	228	2/7/95 Cosamaloapan, MEX	Washington	1-1	4.50	43/0	1	42.0	47	12	44	3.022	
							MiLB Totals	0-0	5.40	5/2	0	5.0	3	0	6		
54	CAVALLI, Cade	R	R	6'4"	240	8/14/98 Bixby, Okla.	Washington	0-1	14.54	1/1	0	4.1	6	2	6	0.041	
							ROC (WSH-AAA)	6-4	3.71	20/20	0	97.0	75	39	104		
46	CORBIN, Patrick	L	L	6'4"	222	7/19/89 Clay, N.Y.	Washington	6-19	6.31	31/31	0	152.2	210	49	128	10.105	
56	CRONIN, Matt	L	L	6'2"	197	9/20/97 Navarre, Fla.	MiLB Totals	4-1	2.42	40/0	0	52.0	35	22	56	0.000	
58	EDWARDS JR. Carl	R	R	6'3"	170	9/3/91 Newberry, S.C.	Washington	6-3	2.76	57/0	2	62.0	51	25	56	5.169	
							ROC (WSH-AAA)	1-0	0.63	13/0	3	14.1	3	4	17		
30	ESPINO, Paolo	R	R	5'10"	211	1/10/87 Panama City, PAN	Washington	0-9	4.84	42/19	0	113.1	131	24	92	2.075	
47	FERRER, Jose	L	L	6'1"	215	3/3/00 Maimón, DOM	MiLB Totals	3-2	2.48	48/31	11	65.1	54	11	78	0.000	
67	FINNIGAN, Kyle	R	R	6'2"	197	9/4/91 Detroit, Mich.	Washington	6-4	3.51	66/0	11	66.2	54	22	70	3.000	
1	GORE, MacKenzie	L	L	6'2"	192	2/24/99 Wilmington, N.C.	San Diego	4-4	4.50	16/13	0	70.0	66	37	72	1.000	
							MiLB Totals	0-1	3.71	5/5	0	17.0	18	4	16		
40	GRAY, Josiah	R	R	6'1"	199	12/21/97 New Rochelle, N.Y.	Washington	7-10	5.02	28/28	0	148.2	136	66	154	1.075	
73	HARVEY, Hunter	R	R	6'2"	225	12/9/94 Catawba, N.C.	Washington	2-1	2.52	38/0	0	39.1	33	12	45	3.047	
							MiLB Totals	0-0	0.00	6/2	0	5.2	3	2	8		
74	IRVIN, Jake	R	R	6'6"	230	2/18/97 Edina, Minn.	MiLB Totals	0-4	3.83	24/24	0	103.1	90	28	107	0.000	
21	RAINEY, Tanner	R	R	6'2"	244	12/25/92 Folsom, La.	Washington	1-3	3.30	29/0	12	30.0	26	13	36	3.127	
61	RAMIREZ, Erasmo	R	R	6'0"	217	5/2/90 Rivas, NIC	Washington	4-2	2.92	60/2	0	86.1	79	14	61	7.169	
							ROC (WSH-AAA)	0-0	0.00	5/0	0	7.0	4	1	12		
79	RUTLEDGE, Jackson	R	R	6'8"	243	4/1/99 Fenton, Mo.	FRE (WSH-A)	8-6	4.90	20/20	0	97.1	106	29	99	0.000	
37	STRASBURG, Stephen	R	R	6'5"	239	7/20/88 San Diego, Calif.	Washington	0-1	13.50	1/1	0	4.2	8	2	5	12.118	
							MiLB Totals	1-1	1.98	3/3	0	13.2	4	6	13		
71	THOMPSON, Mason	R	R	6'6"	236	2/20/98 Round Rock, Texas	Washington	1-1	2.92	24/0	1	24.2	19	9	15	1.046	
							MiLB Totals	0-4	3.50	14/4	0	18.0	17	5	26		
68	WARD, Thaddeus	R	R	6'3"	192	1/16/97 Fort Myers, Fla.	MiLB Totals	0-2	2.28	13/13	0	51.1	40	19	66	0.000	
51	WEEMS, Jordan	L	R	6'4"	209	11/7/92 Columbus, Ga.	Washington	0-1	5.22	32/0	0	39.2	35	12	41	1.108	
							ROC (WSH-AAA)	3-2	2.70	33/0	16	40.0	31	12	49		
32	WILLIAMS, Trevor	R	R	6'3"	232	4/25/92 San Diego, Calif.	New York (NL)	3-5	3.21	30/9	1	89.2	87	23	84	6.027	
NO. CATCHERS (3)	B	T	HT.	WT.	BIRTHDATE & PLACE	2022 CLUB(S)	AVG	G	AB	R	H	HR	RBI	SB	SERVICE		
15	ADAMS, Riley	R	R	6'4"	249	6/26/96 Encinitas, Calif.	Washington	.176	48	142	14	25	5	10	0	1.050	
							ROC (WSH-AAA)	.224	29	107	11	24	4	17	0		
43	PINEDA, Israel	R	R	5'11"	188	4/3/00 Maracay, VEN	Washington	.077	4	13	1	1	0	0	0	0.027	
							MiLB Totals	.258	99	360	49	93	16	71	3		
20	RUIZ, Keibert	S	R	6'0"	225	7/20/98 Valencia, VEN	Washington	.251	112	394	33	99	7	36	6	1.064	
NO. INFELDERS (9)	B	T	HT.	WT.	BIRTHDATE & PLACE	2022 CLUB(S)	AVG	G	AB	R	H	HR	RBI	SB	SERVICE		
5	ABRAMS, CJ	L	R	6'2"	191	10/3/00 Atlanta, Ga.	San Diego	.232	46	125	16	29	2	11	1	0.130	
							Washington	.258	44	159	17	41	0	10	6		
							MiLB Totals	.310	38	171	42	53	7	30	14		
39	ALU, Jake	L	R	5'10"	186	4/6/97 Hamilton, N.J.	MiLB Totals	.299	152	502	81	150	20	81	15	0.000	
9	CANDELARIO, Jeimer	S	R	6'2"	222	11/24/93 San Pedro de Macoris, DOM	Detroit	.217	124	429	49	93	13	50	0	5.038	
							TOL (DET-AAA)	.375	4	16	3	6	1	3	0		
3	DOWNS, Jeter	R	R	5'11"	197	7/27/98 San Andrés, COL	Boston	.154	14	39	4	6	1	4	0	0.024	
							WOR (BOS-AAA)	.197	81	284	56	56	16	33	18		
2	GARCÍA, Luis	L	R	6'2"	220	5/16/00 New York, N.Y.	Washington	.275	93	360	29	99	7	45	3	1.164	
							ROC (WSH-AAA)	.308	45	185	39	57	8	32	3		
8	KIEBOOM, Carter	R	R	6'2"	211	9/3/97 Marietta, Ga.	DID NOT PLAY / Injured										2.086
45	MENESES, Joey	R	R	6'3"	240	5/6/92 Culiacan, MEX	Washington	.324	56	222	33	72	13	34	1	0.065	
							ROC (WSH-AAA)	.286	96	374	51	107	20	64	1		
22	SMITH, Dominic	L	L	6'0"	224	6/15/95 Los Angeles, Calif.	New York (NL)	.194	58	134	11	26	0	17	0	4.081	
							SYR (NYM-AAA)	.284	54	218	42	62	10	38	4		
14	VARGAS, Ildemaro	S	R	6'0"	195	7/16/91 Caripito, VEN	Chicago (NL)	.130	10	23	4	3	1	4	0	3.007	
							Washington	.280	53	186	15	52	3	19	3		
							MiLB Totals	.245	73	278	37	68	3	25	3		
NO. OUTFIELDERS (6)	B	T	HT.	WT.	BIRTHDATE & PLACE	2022 CLUB(S)	AVG	G	AB	R	H	HR	RBI	SB	SERVICE		
17	CALL, Alex	R	R	5'11"	189	9/27/94 River Falls, Wisc.	Cleveland	.167	12	12	2	2	0	0	0	0.075	
							Washington	.245	35	102	16	25	5	13	3		
							MiLB Totals	.292	76	257	62	75	13	52	9		
70	DE LA ROSA, Jeremy	L	L	6'0"	215	1/16/02 Santo Domingo, DOM	MiLB Totals	.280	101	397	66	111	11	67	39	0.000	
23	DICKERSON, Corey	L	R	6'1"	212	5/22/89 McComb, Miss.	St. Louis	.267	97	281	28	75	6	36	0	9.101	
							MEM (STL-AAA)	.308	5	13	2	4	1	2	0		
36	GARRETT, Stone	R	R	6'2"	224	11/22/95 Sugar Land, Texas	Arizona	.276	27	76	13	21	4	10	3	0.050	
							REN (ARI-AAA)	.275	103	389	73	107	28	95	15		
16	ROBLES, Victor	R	R	6'0"	194	5/19/97 Santo Domingo, DOM	Washington	.224	132	366	42	82	6	33	15	4.033	
28	THOMAS, Lane	R	R	6'0"	198	8/23/95 Knoxville, Tenn.	Washington	.241	146	498	62	120	17	52	8	3.014	

NATIONALS NON-ROSTER INVITEES (AS OF MARCH 26)

NO.	PITCHERS (15)	B	T	HT.	WT.	BIRTHDATE & PLACE	2022 CLUB(S)	W-L	ERA	G/GS	SV	IP	H	BB	SO	SERVICE
62	BALDONADO, Alberto	L	L	6'5"	270	2/1/93 Colon, PAN	ROC (WSH-AAA)	3-2	3.84	56/0	3	63.1	46	27	81	0.033
50	BANDA, Anthony	L	L	6'2"	221	8/10/93 Corpus Christi, Texas	Pittsburgh	1-0	6.41	23/0	0	19.2	34	5	22	2.137
							Toronto	0-1	4.26	7/1	0	6.1	7	3	7	
							New York (AL)	0-0	40.50	2/0	0	0.2	2	5	1	
							TAC (SEA-AAA)	0-0	2.25	4/0	0	4.0	1	0	3	
							SWB (NYY-AAA)	0-3	6.14	6/1	0	7.1	7	6	8	
83	BRZYKCY, Zach	R	R	6'2"	232	7/12/99 Hickory, N.C.	WIL (WSH-A)	6-1	1.66	17/0	4	21.2	10	10	39	0.000
							HBG (WSH-AA)	2-1	1.89	32/0	9	38.0	21	19	54	
							ROC (WSH-AAA)	0-0	0.00	2/0	1	1.2	2	0	2	
80	CARRILLO, Gerardo	R	R	6'1"	170	9/13/98 Guadalajara, MEX	FCL Nats	0-0	3.00	2/1	0	3.0	5	0	1	0.000
							WIL (WSH-A)	1-0	3.60	9/0	2	10.0	7	5	10	
							HBG (WSH-AA)	1-1	11.32	10/0	0	10.1	14	8	17	
41	CASTRO, Anthony	R	R	6'2"	191	4/13/95 Caracas, VEN	Cleveland	0-0	7.43	12/0	0	13.1	19	10	12	1.065
							COL (CLE-AAA)	1-3	3.94	28/0	3	29.2	25	20	39	
							NOR (BAL-AAA)	0-0	2.16	8/0	0	8.1	8	6	8	
49	COLOMÉ, Alex	R	R	6'2"	240	12/31/88 Santo Domingo, DOM	Colorado	2-7	5.74	53/0	4	47.0	57	22	32	8.118
63	DOOLITTLE, Sean	L	L	6'2"	218	9/26/86 Rapid City, S.D.	Washington	0-0	0.00	6/0	0	5.1	1	0	6	10.122
75	HARRIS, Hobie	R	R	6'3"	212	6/23/93 Plano, Texas	NSH (MIL-AAA)	4-3	2.04	53/0	8	53.0	29	28	56	0.000
52	KUHL, Chad	R	R	6'3"	207	9/10/92 Newark, Del.	Colorado	6-11	5.72	27/27	0	137.0	155	58	110	6.079
							ALB (COL-AAA)	1-0	0.00	1/1	0	5.0	3	4	6	
59	LEE, Evan	L	L	6'1"	205	6/18/97 Bryant, Ark.	Washington	0-1	4.15	4/1	0	8.2	9	7	7	0.127
							HBG (WSH-AA)	0-3	3.60	7/7	0	30.0	25	15	37	
							FCL Nats	0-0	0.00	2/2	0	3.0	0	1	4	
							WIL (WSH-A)	0-1	4.50	3/3	0	6.0	5	6	6	
57	MACHADO, Andrés	R	R	6'1"	232	4/22/93 Carabobo, VEN	Washington	2-0	3.34	51/0	0	59.1	55	26	46	1.089
							ROC (WSH-AAA)	0-0	5.82	13/0	0	17.0	18	5	18	
38	PERALTA, Wily	R	R	6'1"	261	5/8/89 Samana, DOM	Detroit	2-0	2.58	28/1	0	38.1	34	24	32	7.062
							LAK (DET-A)	0-0	0.00	1/1	0	2.0	1	0	2	
							TOL (DET-AAA)	0-0	3.38	5/0	1	5.1	7	3	8	
65	PÉREZ, Francisco	L	L	6'2"	227	7/20/97 Loma de Cabrera, DOM	Washington	0-0	7.27	10/0	0	8.2	13	9	7	0.055
							ROC (WSH-AAA)	1-3	4.82	45/0	1	46.2	34	32	61	
78	ROMERO, Tommy	R	R	6'2"	222	7/8/97 New Brunswick, N.J.	Tampa Bay	1-0	7.71	3/1	0	4.2	3	5	5	0.011
							Washington	0-1	14.73	1/1	0	3.2	8	4	2	
							DUR (TB-AAA)	6-5	3.51	23/13	1	66.2	57	25	58	
							ROC (WSH-AAA)	3-1	2.33	6/2	0	19.1	13	9	14	
72	TETREAU, Jackson	R	R	6'5"	189	6/3/96 Ruskin, Fla.	Washington	2-2	5.14	4/4	0	21.0	23	10	9	0.114
							ROC (WSH-AAA)	5-3	4.19	12/12	0	58.0	51	24	52	

NO.	CATCHERS (2)	B	T	HT.	WT.	BIRTHDATE & PLACE	2022 CLUB(S)	AVG	G	AB	R	H	HR	RBI	SB	SERVICE
83	LINDSLY, Brady	L	R	6'1"	221	3/3/98 Dallas, Texas	HBG (WSH-AA)	.190	66	221	19	42	6	22	0	0.000
81	MILLAS, Drew	S	R	6'2"	198	1/5/98 Swansea, Ill.	FRE (WSH-A)	.246	18	61	15	15	2	10	6	0.000
							WIL (WSH-A)	.237	25	76	13	18	1	10	1	
							HBG (WSH-AA)	.211	45	152	12	32	3	16	1	

NO.	INFIELDERS (5)	B	T	HT.	WT.	BIRTHDATE & PLACE	2022 CLUB(S)	AVG	G	AB	R	H	HR	RBI	SB	SERVICE
18	ADAMS, Matt	L	R	6'3"	263	8/31/88 Phillipsburg, Pa.	Kansas City (IND)	.248	80	323	63	80	27	85	0	8.069
6	CHAVIS, Michael	R	R	5'11"	195	8/11/96 Atlanta, Ga.	Pittsburgh	.229	129	401	39	92	14	49	1	3.089
13	FOX, Lucius	S	R	6'1"	182	7/2/97 Nassau, BAH	Washington	.080	10	25	2	2	0	2	1	0.034
							ROC (WSH-AAA)	.228	55	206	28	47	4	25	12	
							FCL Nats	.500	3	10	2	5	0	3	1	
26	MEJIA, Erick	S	R	5'11"	195	11/9/94 Villa Mella, DOM	TAC (SEA-AAA)	.261	120	464	72	121	15	58	19	0.091
33	VALERA, Leonel	R	R	6'3"	206	7/9/99 Barinas, VEN	GL (LAD-A)	.211	42	147	20	31	5	21	11	0.000
							TUL (LAD-AA)	.290	88	321	61	93	13	62	22	

NO.	OUTFIELDERS (5)	B	T	HT.	WT.	BIRTHDATE & PLACE	2022 CLUB(S)	AVG	G	AB	R	H	HR	RBI	SB	SERVICE
55	ANTUNA, Yasel	S	R	6'2"	198	10/26/99 Peravia, DOM	WIL (WSH-A)	.235	99	332	66	78	10	44	26	0.000
							HBG (WSH-AA)	.143	26	91	9	13	1	4	1	
27	BLANKENHORN, Travis	L	R	6'2"	238	8/3/96 Pottsville, Pa.	New York (NL)	.000	1	3	0	0	0	0	0	0.058
							SYR (NYM-AAA)	.267	91	329	44	88	15	55	10	
44	CASEY, Donovan	R	R	6'2"	223	2/23/96 Stratford, N.J.	ROC (WSH-AAA)	.216	84	287	36	62	7	29	6	0.006
29	HERNANDEZ, Yadiel	L	R	5'10"	185	10/9/87 Matanzas, Cuba	Washington	.269	94	305	30	82	9	41	2	2.028
34	HILL, Derek	R	R	6'2"	206	12/30/95 Des Moines, Iowa	Detroit	.229	31	83	8	19	1	3	3	1.078
							LAK (DET-A)	.000	3	9	2	0	0	0	1	
							TOL (DET-AAA)	.223	31	121	19	27	2	10	2	
							TAC (SEA-AAA)	.236	34	106	19	25	5	19	6	

#77 CORY ABBOTT

Instagram: [cabbott_40](#)

Twitter: [@Cabbott40](#)

RHP



BORN / 2023 OPENING DAY AGE **BATS / THROWS**
 9/20/95 San Diego, Calif. / 27 Right / Right

MLB SERVICE / OPTIONS USED **HEIGHT / WEIGHT**
 0.084 / 2 of 3 6'2" / 217

ROUND / SCHOOL **SIGNING SCOUT**
 2nd Rd., 2017 Tom Myers (CHC)
 Loyola Marymount (CA) University

ACQUIRED
 Claimed off waivers from San Francisco, May 4, 2022.

ABBOTT CAREER RECORD / UPDATED STATS

YEAR	CLUB	W	L	ERA	G	GS	CG	SHO	SV	IP	H	R	ER	HR	HB	BB	SO	SO/9	WP	BK	AVG
2017	Eugene	0	0	3.86	5	5	0	0	0	14.0	14	8	6	1	1	3	18	11.6	4	0	.269
2018	Myrtle Beach	4	5	2.53	13	13	0	0	0	69.2	59	22	19	3	2	26	74	9.8	11	3	.234
	South Bend	4	1	2.47	9	9	0	0	0	48.1	35	18	13	5	1	13	57	10.8	2	0	.207
2019	Tennessee	8	8	3.01	26	26	0	0	0	148.2	112	57	49	15	4	52	166	10.2	6	0	.210
2020	South Bend									Alternate Training Site											
2021	Iowa	5	6	5.91	19	19	0	0	0	96.0	97	69	63	20	5	53	130	12.2	3	0	.257
	Chicago (NL)	0	0	6.75	7	1	0	0	0	18.1	20	15	13	7	0	11	12	6.2	2	0	.286
2022	Iowa	0	1	4.50	2	2	0	0	0	6.0	4	3	3	2	1	2	6	9.0	0	0	.190
	Rochester	0	4	5.08	10	6	0	0	0	28.1	30	20	16	4	0	17	34	10.8	4	0	.265
	Washington	0	5	5.25	16	9	0	0	0	48.0	44	30	28	12	5	25	45	8.4	2	0	.239
MLB TOTALS		0	5	5.65	23	10	0	0	0	65.1	64	45	41	19	5	36	57	7.9	4	0	.252
MINORS TOTALS		21	25	3.75	84	80	0	0	0	406.0	351	197	169	50	14	166	485	10.8	30	3	.231

CAREER

Versatile, right-handed pitcher joined the Nationals early in the 2022 season...Was Chicago's Minor League Pitcher of the Year in 2019 and one of their top 10 prospects, per *Baseball America*, from 2018-20...Recorded the Cubs final hit by a pitcher with an infield pinch-hit single off St. Louis' Dakota Hudson on Oct. 2, 2021.

2022

Was selected off waivers from the San Francisco Giants on May 4 and reported to Triple-A Rochester...Was recalled for the first time on June 17 and went on to enjoy five stints with Washington...Made nine starts (0-5, 6.00 ERA, 36 SO) and seven relief appearances (2.00 ERA, 9 SO)...Opponents hit .186 against him at home compared to .305 on the road...Did not record a strikeout in his start on Sept. 19 at Atlanta (4.0 IP), but went on to strike out 13 across his next two starts, Sept. 26 vs. Atlanta (7 SO in 5.0 IP) and Oct 4 at New York (NL) (6 SO in 4.0 IP)...**2022 Pitch Mix:** 4-Seam Fastball (50.9%) Slider (26.9%) Curveball (22.2%).

2021

Had five stints on the Cubs Major League roster...Made his Major League debut, June 5 at San Francisco (2.0 IP)...Struck out Kevin Gausman for his first Major League strikeout...Made his first Major League start, Oct. 1 at St. Louis (5.0 IP, 4 H, 2 ER, 2 HR, 2 BB, 4 SO).

2020

Spent the entire season at the Cubs' Alternate Training Site (South Bend).

2019

Was Chicago's Minor League Pitcher of the Year...Named a Southern League All-Star...Led the Southern League in innings (146.2), starts (26) and strikeouts (166)...Ranked third in ERA (3.01), opponent average (.210) and WHIP (1.12).

2018

Split the season between Single-A South Bend and Single-A Myrtle Beach, going 8-6 with a 2.50 ERA (32 ER/115.0 IP) and 131 strikeouts in 22 starts.

2017

Reported to short-season Single-A Eugene following the 2017 First-Year Player Draft.

PERSONAL

Cory James Abbott...Graduated from Serra High School in San Diego, Calif. and attended Loyola Marymount (Calif.) University...As a junior at Loyola in 2017, was named a First Team All-American by *Baseball America*, *Collegiate Baseball* and Perfect Game...Named the WCC Pitcher of the Year...Tossed the first perfect game in Loyola history, March 25, 2017 vs. BYU (13 strikeouts, 106 pitches, four three-ball counts).

TRANSACTIONS

2017.... Selected by Chicago (NL) in the second round of the First-Year Player Draft.

2022.... Acquired by San Francisco in exchange for cash considerations, April 21.

2022.... Claimed by Washington off waivers from San Francisco, May 4.

AWARDS AND HONORS

- 2022..... Chicago's (NL) No. 22 prospect, per *Baseball America*
- 2021..... Chicago's (NL) No. 13 prospect, per *Baseball America*
- 2020..... Chicago's (NL) No. 10 prospect, per *Baseball America*
- 2019..... Chicago's (NL) Minor League Pitcher of the Year
- 2019..... Chicago (NL) MiLB.com Organizational All-Star
- 2019..... Southern League Pitcher of the Week (8/25)
- 2019..... Southern League Mid-Season All-Star
- 2019..... Chicago's (NL) No. 8 prospect, per *Baseball America*
- 2018..... Chicago (NL) MiLB.com Organizational All-Star
- 2018..... Chicago's (NL) No. 6 prospect, per *Baseball America*

2019 POSTSEASON

NATIONALS IN PARK

THE COMMUNITY

FRONT OFFICE & OWNERSHIP

EXECUTIVES

MANAGER & COACHING STAFF

PLAYERS

2022 IN REVIEW

HISTORY & RECORDS

SCOUTING, RESEARCH & PLAYER DEV.

MEDIA



#5 CJ ABRAMS

@cj_abrams

@CJAbrams01

SS



BORN / 2023 OPENING DAY AGE **BATS / THROWS**
10/3/00 Atlanta, Ga. / 22 Left / Right

MLB SERVICE / OPTIONS USED **HEIGHT / WEIGHT**
0.130 / 1 of 3 6'2" / 191

ROUND / SCHOOL **SIGNING SCOUT**
1st Rd., 2019 (6th) Tyler Stubblefield (SDP)
Blessed Trinity (GA) HS

ACQUIRED
Via trade from the San Diego Padres, Aug. 2, 2022.

ABRAMS CAREER RECORD / UPDATED STATS

YR.	CLUB	AVG	G	AB	R	H	TB	2B	3B	HR	RBI	SH	SF	HP	BB	SO	SB	CS	OBP	SLG	OPS	E
2019	AZL Padres	.401	32	142	40	57	94	12	8	3	22	0	2	2	10	14	14	6	.442	.662	1.104	11
	Fort Wayne	.250	2	8	1	2	3	1	0	0	0	0	0	0	1	0	1	0	.333	.375	.708	1
2020	University of San Diego Alternate Training Site																					
2021	San Antonio	.296	42	162	26	48	68	14	0	2	23	1	2	3	15	36	13	2	.363	.420	.783	4
2022	San Diego	.232	46	125	16	29	40	5	0	2	11	2	2	6	4	27	1	2	.285	.320	.605	4
	El Paso	.314	30	140	35	44	71	4	1	7	28	0	0	3	8	25	10	3	.364	.507	.871	8
	Rochester	.290	8	31	7	9	11	2	0	0	2	0	1	1	2	8	4	1	.343	.355	.698	2
	Washington	.258	44	159	17	41	52	7	2	0	10	0	0	3	1	23	6	2	.276	.327	.603	11
	MLB TOTALS	.246	90	284	33	70	92	12	2	2	21	2	2	9	5	50	7	4	.280	.324	.604	15
	MINORS TOTALS	.329	114	483	109	159	246	33	9	12	75	1	5	9	36	83	42	12	.383	.509	.892	26

CAREER

The No. 6 overall pick in the 2019 First-Year Player Draft was acquired by Washington at the 2022 Trade Deadline...At the time of the trade, was San Diego's No. 1 prospect and the No. 9 prospect in all of baseball according to both *Baseball America* and MLB Pipeline. com...Was cited by *Baseball America* as being the "Best Hitter" and having the "Best Speed" in all of Minor League baseball entering the 2022 season...*Baseball America* also named him "best defensive infielder" (2021-2022), "Best Athlete" (2020-22), "Fastest Baserunner" (2020-22) and "Best Hitter for Average" (2020-2022) in San Diego's Minor League system throughout his professional career.

2022

Joined Triple-A Rochester following the trade...Was recalled by Washington on Aug. 15...He ranked fifth in the National League (1st among NL rookies) with a .314 batting average and third in the NL (1st among NL rookies) with an 8.5% strikeout rate (9 SO/106 PA) from Sept. 3 through the end of the season...Abrams recorded eight multi-hit efforts with Washington, including a career-high four hits on Sept. 5 at St. Louis (4-for-5, 3B, 2 R)...From Aug. 15 - his debut with the club - the Nationals ranked fifth in Major League Baseball in opponents' batting average on ground balls (.215 opp. AVG)...From Opening Day through Aug. 14, the Nationals ranked 29th in MLB with a .275 opponents' average on grounders...Earned MLB Play of the Week Award for his diving stop on Sept. 9 at Philadelphia...Recorded his first career walk-off hit, a 10th-inning single on Sept. 28 vs. Atlanta (Stephens)...Made San Diego's Opening Day roster...Recorded his first MLB hit on April 9 at Arizona, a 9th-inn. single (Melancon)...Hit his 1st MLB homer on April 16 vs. Atlanta (Morton)...According to MLB Statcast, he ranked in the 91st percentile in MLB in average sprint speed (29.0 feet/second).

2021

Reached base safely in 35 of 42 games with Double-A San Antonio...Was one of only three 20-year-olds in the league...Was limited to 42 games after suffering a season-ending injury on July 4 (fractured left tibia and sprained MCL) in a collision at second base.

2020

Spent the entire season at the Padres' Alternate Training Site (University of San Diego).

2019

Was the Most Valuable Player in the Arizona Rookie League after leading the league with a .401 average and a .662 slugging percentage...Posted a 20-game hitting streak to start his professional career...Led the AZL with eight triples and 40 runs scored.

PERSONAL

Paul Christopher Abrams Jr...Graduated from Blessed Trinity Catholic High School in Roswell, Ga...He was named the 2019 Georgia Gatorade Baseball Player of the Year and the No. 2 high school prospect in the 2019 Draft according to *Baseball America* and Perfect Game...Played on USA Baseball's 18U National Team in 2018.

TRANSACTIONS

2019 Selected by San Diego in the first round (No. 6 overall) of the First-Year Player Draft.

2022 Acquired by Washington along with left-handed pitcher MacKenzie Gore, outfielder Robert Hassell III, outfielder James Wood, right-handed pitcher Jarlin Susana and first baseman/designated hitter Luke Voit from the San Diego Padres in exchange for outfielder Juan Soto and first baseman Josh Bell on Aug. 2, 2022.

AWARDS AND HONORS

- 2022** Washington's No. 1 prospect, per *Baseball America* (following trade)
- 2022** San Diego's No. 1 prospect, per *Baseball America*
- 2021** SiriusXM All-Star Futures Game (COL)
- 2021** San Diego's No. 2 prospect, per *Baseball America*
- 2020** San Diego's No. 3 prospect, per *Baseball America*
- 2019** Arizona League Most Valuable Player
- 2019** Arizona League All-Star (post-season)
- 2019** *Baseball America* Rookie All-Star
- 2019** MiLB.com Organization All-Star

2019 POSTSEASON

NATIONALS PARK

THE COMMUNITY

FRONT OFFICE & OWNERSHIP

EXECUTIVES

MANAGER & COACHING STAFF

PLAYERS

2022 IN REVIEW

HISTORY & RECORDS

SCOUTING, RESEARCH & PLAYER DEV.

MEDIA



#18 MATT ADAMS

bigcityforreal

@bigcityforreal

1B/DH

BORN / 2023 OPENING DAY AGE **BATS / THROWS**
8/31/88 Phillipsburg, Pa. / 34 Left / Right

MLB SERVICE / OPTIONS USED **HEIGHT / WEIGHT**
8.069 / 1 of 3 6'3" / 263

ROUND / SCHOOL **SIGNING SCOUT**
23rd Rd., 2009 Brad Fidler (STL)
Slippery Rock (PA) University

ACQUIRED
Signed as a Minor League free agent, Dec. 12.

ADAMS CAREER RECORD / UPDATED STATS

YEAR	CLUB	AVG	G	AB	R	H	TB	2B	3B	HR	RBI	SH	SF	HP	BB	SO	SB	CS	OBP	SLG	OPS	E
2009	Johnson City	.365	32	115	15	42	66	6	0	6	25	0	3	1	9	20	0	0	.406	.574	.980	2
	Batavia	.346	31	130	16	45	68	11	0	4	27	0	1	0	11	21	0	0	.394	.523	.917	4
2010	Quad Cities	.310	121	464	71	144	251	41	0	22	88	0	9	4	33	78	5	1	.355	.541	.896	10
2011	Springfield	.300	115	463	80	139	262	23	2	32	101	0	6	4	40	90	0	1	.357	.566	.923	8
2012	Memphis	.329	67	258	41	85	161	22	0	18	50	0	3	0	15	57	3	1	.362	.624	.986	4
	St. Louis	.244	27	86	8	21	33	6	0	2	13	0	0	0	5	24	0	0	.286	.384	.670	3
2013	St. Louis	.284	108	296	46	84	149	14	0	17	51	0	0	0	23	80	0	1	.335	.503	.838	2
	Springfield*	.250	3	12	1	3	4	1	0	0	2	0	0	0	0	4	0	0	.250	.333	.583	0
2014	St. Louis	.288	142	527	55	152	241	34	5	15	68	0	7	3	26	114	3	2	.321	.457	.778	9
	Memphis*	.200	4	15	1	3	4	1	0	0	2	0	0	0	0	2	0	0	.200	.267	.467	0
2015	St. Louis	.240	60	175	14	42	66	9	0	5	24	0	1	0	10	41	1	0	.280	.377	.657	3
2016	St. Louis	.249	118	297	37	74	140	18	0	16	54	0	3	2	25	81	0	1	.309	.471	.780	7
	Memphis*	.188	5	16	4	3	7	1	0	1	2	0	0	0	4	3	0	0	.350	.438	.788	0
2017	St. Louis	.292	31	48	4	14	19	2	0	1	7	0	1	0	4	17	0	0	.340	.396	.736	0
	Atlanta	.271	100	291	42	79	158	20	1	19	58	0	3	1	19	71	0	0	.315	.543	.858	7
2018	Washington	.257	94	249	37	64	127	9	0	18	48	0	0	4	24	55	0	0	.332	.510	.842	1
	Harrisburg*	.000	1	3	0	0	0	0	0	0	0	0	0	0	0	2	0	0	.000	.000	.000	0
	St. Louis	.158	27	57	5	9	19	1	0	3	9	0	0	0	3	18	0	0	.200	.333	.533	2
2019	Washington	.226	111	310	42	70	144	14	0	20	56	0	1	2	20	115	0	0	.276	.465	.741	5
2020	Atlanta	.184	16	49	4	9	17	2	0	2	9	0	0	0	2	18	0	0	.216	.347	.563	0
2021	Colorado	.167	22	36	3	6	7	1	0	0	2	0	0	0	4	9	0	0	.250	.194	.444	0
	Albuquerque*	.000	2	7	0	0	0	0	0	0	0	0	0	0	0	3	0	0	.000	.000	.000	1
2022	Kansas City (IND)	.248	80	323	63	80	179	18	0	27	85	0	4	3	37	90	0	0	.327	.554	.881	—
MLB TOTALS		.258	856	2421	297	624	1120	130	6	118	399	0	16	12	165	643	4	4	.306	.463	.769	39
MINORS TOTALS		.313	381	1483	229	464	823	106	2	83	297	0	22	9	112	280	8	3	.360	.555	.915	32
IND. LEAGUE TOTALS		.248	80	323	63	80	179	18	0	27	85	0	4	3	37	90	0	0	.327	.554	.881	—

2013 POSTSEASON

RD.	CLUB, OPP	AVG	G	AB	R	H	TB	2B	3B	HR	RBI	SH	SF	HP	BB	SO	SB	CS	OBP	SLG	OPS	E
NLDS	STL vs. PIT	.316	5	19	3	6	10	1	0	1	2	0	0	1	1	3	0	0	.381	.526	.907	0
NLCS	STL vs. LAD	.227	6	22	2	5	6	1	0	0	2	0	0	0	2	9	0	0	.292	.273	.564	0
WS	STL vs. BOS	.136	6	22	0	3	4	1	0	0	0	0	0	0	7	0	0	0	.136	.182	.318	0
TOTALS		.222	17	63	5	14	20	3	0	1	4	0	0	1	3	19	0	0	.269	.317	.586	0

2014 POSTSEASON

RD.	CLUB, OPP	AVG	G	AB	R	H	TB	2B	3B	HR	RBI	SH	SF	HP	BB	SO	SB	CS	OBP	SLG	OPS	E
NLDS	STL vs. LAD	.250	4	12	2	3	6	0	0	1	4	0	0	0	3	2	0	0	.400	.500	.900	0
NLCS	STL vs. SFG	.222	5	18	3	4	10	0	0	2	3	0	0	0	2	3	0	0	.300	.556	.856	0
TOTALS		.233	9	30	5	7	16	0	0	3	7	0	0	0	5	5	0	0	.343	.533	.876	0

2019 POSTSEASON

RD.	CLUB, OPP	AVG	G	AB	R	H	TB	2B	3B	HR	RBI	SH	SF	HP	BB	SO	SB	CS	OBP	SLG	OPS	E
NOT ON ROSTER																						
NLWC	WSH vs. MIL	—	—	—	—	—	—	—	—	—	—	—	—	—	—	—	—	—	—	—	—	—
NLDS	WSH vs. LAD	.000	2	2	0	0	0	0	0	0	0	0	0	0	0	1	0	0	.000	.000	.000	0
NLCS	WSH vs. STL	1.000	1	1	1	1	1	0	0	0	0	0	0	0	0	0	0	0	1.000	1.000	2.000	0
WS	WSH vs. HOU	—	1	0	0	0	0	0	0	0	0	0	0	0	1	0	0	0	1.000	—	—	0
TOTALS		.333	4	3	1	1	1	0	0	0	0	0	0	0	1	1	0	0	.500	.333	.833	0

CAREER

Power-hitting left-hander returns to the Nationals where he spent two seasons (2018-19)...Signed a Minor League contract with an invite to 2023 Major League Spring Training...Is a 2019 World Series Champion...Spent seven seasons with St. Louis (2012-17, 2018) in addition to time with Atlanta (2017, 2020) and Colorado (2021)...From 2012-19, ranked 14th among MLB left-handed batters with a .469 slugging percentage...Enters 2023 leading all active players with 11 pinch hit home runs and 50 pinch hit RBI.

2022

Ranked in the American Association in RBI (3rd, 85) and home runs (T4th, 27)...Played for the Kansas City Monarchs.

2021

Signed with Colorado prior to Opening Day...Endured two stints on the Injured List: Right shin contusion (May 14-29) and right elbow strain (June 9-July 10).

2020

Signed with Atlanta on July 20 after being released by the New York Mets...Was Atlanta's Opening Day DH...Was on the Injured List with a left hamstring strain from Aug. 5-17.

2019

Returned to Washington after finishing 2018 with St. Louis...Earned a World Series ring...Posted a .493 slugging percentage in 71 starts (12 2B, 18 HR, 54 RBI)...16 of his 20 home runs in came against right-handed pitchers...His four home runs off left-handed pitchers marked a career-high...Hit 100th career homer on May 24 vs. Miami (Guerrero)...Clubbed third career walk-off homer, April 28 vs. San Diego (Wisler).

2018

Clubbed a career-high 21 home runs while recording 57 RBI and a .477 slugging percentage in 121 games between Washington and St. Louis...With Washington, posted a .538 slugging percentage against right-handed pitchers, good for eighth among National League hitters (min. 230 PA vs. RHP) at the time of the trade... Of his 21 home runs, 20 came at the expense of right-handed pitching.

2017

Began the season with St. Louis before being acquired by Atlanta on May 20...Clubbed 19 home runs for the Braves, tying the single-season Atlanta franchise record for a mid-season trade acquisition (Fred McGriff, 19 in 1993).

2016

Ranked highly among MLB pinch hitters in doubles (T1st, 5), RBI (2nd, 13), slugging percentage (4th, .703), home runs (T5th, 3), hits (T6th, 12), and batting average (6th, .324).

2015

Missed 91 games with a right quadriceps tear that required surgery on May 29.

2014

Led the Cardinals and ranked 14th in the National League with a .288 batting average..Ranked third on team with 54 extra-base hits...Hit decisive three-run home run in Game 4 (7th inn.) to give Cardinals a 3-2 win and Division Series win...Hit a go-ahead solo home run in Game 2 (8th inn.) of the NLCS vs. San Francisco.

2013

Made his first Opening Day roster...Ranked third on the team with 17 homers...Started at first base in 15 of 16 Postseason games.

2012

Made his Major League debut on May 20 at Los Angeles (NL)...Hit his first MLB home run on May 27 vs. Philadelphia (Qualls).

2011

Cardinals Minor League Player of the Year and was selected as Texas League Player of the Year...Was one of only two players in the Minor Leagues to hit .300, 30 homers and 100 RBI (Bryan LaHair, Iowa).

2010

Led the Midwest League with 88 RBI, 63 extra-base hits and a .541 slugging...Led all Cardinals Minor Leaguers in slugging percentage and doubles (41)

2009

Led all Cardinals Minor Leaguers with a .355 batting average, .574 slugging percentage and .947 OPS

PERSONAL

Matthew James Adams...Graduated from Philipsburg-Osceola (PA) High School...Attended Slippery Rock (PA) University from 2007 to 2009...Was named Pennsylvania State Athletic Conference West's Player of the Year in 2009.

TRANSACTIONS

2010 Selected by St. Louis in 23rd round of the First-Year Player Draft.

2017 Signed with Washington as a free agent, Dec. 22.

2018 Acquired by St. Louis in exchange for cash considerations, Aug. 21.

2018 Signed with Washington as a free agent, Dec. 18.

2020 Signed with New York (NL) as a free agent, Jan. 31.

2020 Signed with Atlanta as a free agent, July 20.

2021 Signed with Colorado as a free agent, March 28.

2022 Signed with Washington as a Minor League free agent, Dec. 12.

AWARDS AND HONORS

2019 World Series Champion (WSH)

2013 *Baseball America* Rookie All-Star

2013 St. Louis' No. 7 prospect, per *Baseball America*

2012 MiLB.com Organization All-Star

2012 St. Louis' No. 9 prospect, per *Baseball America*

2011 St. Louis' Minor League Player of the Year

2011 MiLB.com Organization All-Star

2011 Arizona Fall League All-Prospect Team

2011 Arizona Fall League Rising Star

2011 Texas League Player of the Year

2011 Texas League All-Star (post-season)

2011 Texas League All-Star (mid-season)

2010 MiLB.com Organization All-Star

2010 Midwest League All-Star (post-season)

2010 Midwest League All-Star (mid-season)

#15 RILEY ADAMS

riley_adams

@RileyAdams

C



BORN / 2023 OPENING DAY AGE **BATS / THROWS**
6/26/96 Encinitas, Calif. / 26 Right / Right

MLB SERVICE / OPTIONS USED **HEIGHT / WEIGHT**
1.050 / 2 of 3 6'4" / 260

ROUND / SCHOOL **SIGNING SCOUT**
3rd Rd., 2017 Jim Lentine (TOR)
University of San Diego

ACQUIRED
Acquired by Washington from the Toronto Blue Jays in exchange for left-handed pitcher Brad Hand, July 29, 2021

ADAMS CAREER RECORD / UPDATED STATS

YEAR	CLUB	AVG	G	AB	R	H	TB	2B	3B	HR	RBI	SH	SF	HP	BB	SO	SB	CS	OBP	SLG	OPS	E
2017	Vancouver	.305	52	203	26	62	89	16	1	3	35	0	1	5	18	50	1	1	.374	.438	.813	2
2018	Dunedin	.246	99	349	49	86	126	26	1	4	43	0	2	8	50	93	3	0	.352	.361	.713	6
2019	Dunedin	.277	19	65	12	18	30	3	0	3	12	0	0	4	14	18	1	0	.434	.462	.895	2
	New Hampshire	.258	81	287	46	74	126	15	2	11	39	0	3	10	32	105	3	1	.349	.439	.788	2
2020	Rochester	Alternate Training Site																				
2021	Buffalo	.239	35	117	20	28	57	6	1	7	17	0	1	9	16	46	0	0	.371	.487	.858	2
	Toronto	.107	12	28	2	3	5	2	0	0	0	0	0	0	2	12	0	0	.167	.179	.345	1
	Rochester	.000	1	3	0	0	0	0	0	0	0	0	0	0	2	0	0	0	.400	.000	.400	0
	Washington	.268	35	71	11	19	33	6	1	2	10	0	0	6	13	28	0	0	.422	.465	.887	0
2022	Washington	.176	48	142	14	25	44	4	0	5	10	0	0	1	12	46	0	1	.245	.310	.555	2
	Rochester	.224	29	107	11	24	44	8	0	4	17	0	1	4	11	41	0	0	.317	.411	.728	0
	MLB TOTALS	.195	95	241	27	47	82	12	1	7	20	0	0	7	27	86	0	1	.295	.340	.635	3
	MINORS TOTALS	.258	316	1131	164	292	472	74	5	32	163	0	8	40	143	353	8	2	.359	.417	.776	24

CAREER

Tall, powerful catcher was acquired by the Nationals at the 2021 Trade Deadline...is primarily a catcher, but has the ability to play first base.

2022

Made Washington's Opening Day roster...Played in 27 games and hit .192 with a double, three homers, five RBI and nine walks before being optioned on June 28...Was recalled on Aug. 23 and remained with Washington through the end of the season...Hit .156 with three doubles, two homers and five RBI in 21 games in his second stint.

2021

Was acquired by the Nationals from the Toronto Blue Jays in exchange for left-handed pitcher Brad Hand on July 29...In 20 starts with Washington, recorded a .306/.449/.532 slash line with six doubles, a triple, two homers, 10 RBI, five hit-by-pitches, 11 walks and 11 runs scored...Hit his first career homer, a ninth-inning go-ahead two-run home run on Aug. 7 at Atlanta (Smith)...Also homered on Aug. 17 vs. Toronto (Thornton) as a part of a 3-for-4, double, homer, three RBI, three runs against his former team...Made his Major League debut on June 8 at Chicago (AL), going 1-for-3 with a double...He appeared in 12 games with the Blue Jays across two Major League stints...Was rated by *Baseball America* as Toronto's "Best Power Hitter" entering the 2021 season.

2020

Spent the season at Toronto's Alternate Training Site (Rochester).

2019

His 14 homers were tied for sixth in Toronto's system while his 46 walks ranked ninth.

2018

Spent his first full professional season at Single-A Dunedin...Led the club with 50 walks.

2017

Joined short-season Vancouver after the draft and helped them to a Northwest League championship.

PERSONAL

Riley Keaton Adams...Is a graduate of Canyon Crest Academy in San Diego, Calif., where he also played basketball...Attended the University of San Diego was named the 2017 WCC Player of the Year and a semifinalist for the Johnny Bench Award for two consecutive seasons (2016, 2017).

TRANSACTIONS

2014 Selected by Chicago (NL) in the 37th round of the First-Year Player Draft (did not sign).

2017 Selected by Toronto in the third round of the First-Year Player Draft.

2021 Acquired by Washington in exchange for left-handed pitcher Brad Hand, July 29.

AWARDS AND HONORS

- 2022** Washington's No. 11 prospect, per *Baseball America*
- 2021** Washington's No. 18 prospect, per *Baseball America* (following trade)
- 2019** Florida State League All-Star (mid-season)
- 2018** Florida State League All-Star (mid-season)
- 2018** Toronto's No. 20 prospect, per *Baseball America*
- 2017** Northwest League All-Star (post-season)
- 2017** Northwest League All-Star (mid-season)

2019 POSTSEASON

NATIONALS IN PARK

THE COMMUNITY

EXECUTIVES & OWNERSHIP

MANAGER & COACHING STAFF

PLAYERS

2022 IN REVIEW

HISTORY & RECORDS

SCOUTING, RESEARCH & PLAYER DEV.

MEDIA



#60 JOAN ADON

@joan_adon12

RHP



BORN / 2023 OPENING DAY AGE 8/12/98 Santo Domingo, DOM / 23
BATS / THROWS Right / Right

MLB SERVICE / OPTIONS USED 0.068 / 2 of 3
HEIGHT / WEIGHT 6'2" / 245

SIGNING SCOUT
 Pablo Arias (WSH)

ACQUIRED
 Signed as a non-drafted free agent, July 2, 2016.

ADON CAREER RECORD / UPDATED STATS

YEAR	CLUB	W	L	ERA	G	GS	CG	SHO	SV	IP	H	R	ER	HR	HB	BB	SO	SO/9	WP	BK	BAA
2016										DID NOT PITCH / Signed Late											
2017	DSL Nationals	2	1	3.54	13	0	0	0	1	28.0	24	13	11	1	6	9	31	10.0	7	0	.240
2018	GCL Nationals	2	0	2.29	13	0	0	0	2	19.2	20	16	5	0	6	13	29	13.3	1	1	.250
	Auburn	1	1	7.36	7	0	0	0	0	11.0	13	10	9	2	3	9	11	9.0	4	0	.310
2019	Hagerstown	11	3	3.86	22	21	0	0	0	105.0	93	47	45	8	8	44	90	7.7	13	1	.237
2020	Fredericksburg									Alternate Training Site											
2021	Wilmington	6	4	4.97	17	17	1	1	0	87.0	77	51	48	7	7	32	91	9.4	8	0	.235
	Harrisburg	1	2	6.43	3	3	0	0	0	14.0	15	10	10	1	0	5	24	15.4	3	0	.263
	Rochester	0	0	0.00	1	1	0	0	0	4.0	2	0	0	0	0	3	7	15.8	1	0	.143
	Washington	0	0	3.38	1	1	0	0	0	5.1	6	2	2	1	1	3	9	15.2	1	0	.300
2022	Washington	1	12	7.10	14	14	0	0	0	64.2	76	53	51	8	6	39	55	7.7	7	0	.290
	Rochester	2	2	4.68	10	10	0	0	0	42.1	41	26	22	5	3	24	43	9.1	2	0	.258
MLB TOTALS		1	12	6.81	15	15	0	0	0	70.0	82	55	53	9	7	42	64	8.2	8	0	.291
MINORS TOTALS		25	13	4.34	86	52	1	1	3	311.0	285	173	150	24	33	139	326	9.4	39	2	.243

CAREER

Right-hander climbed to the No. 7 prospect in Washington's system per *Baseball America* entering the 2022 season...Began his professional career as a reliever but converted to the starting rotation for the 2019 season...In 2021, became the 21st pitcher drafted/signed and developed by the Nationals (2005-pres.).

2022

Made his first Opening Day roster...Recorded his first career win on April 19 vs. Arizona (6.1 IP, 3 H, 2 BB, 5 SO)...Received a total of 15 runs of support, the fewest among any starting pitcher with at least 60.0 innings pitched...Had one or fewer runs of support in nine of his 14 starts...Finished the Triple-A season strong, going 2-0 with a 2.84 ERA and a .205 opponents' average in five starts from Sept. 1 through the end of the season...**2022 Pitch Mix:** 4-Seam (65.4%) Curveball (23.2%) Changeup (6.8%) Sinker (3.8%) Slider (0.7%).

2021

Went 7-6 with a 4.97 ERA in 21 games across three levels of Washington's Minor League season...Struck out 122 batters in 105.0 innings...Ranked among Nationals Minor Leaguers in wins (T2nd, 7), SO (3rd, 122) and IP (4th, 105.0)...Made his Major League debut on Oct. 3 vs. Boston...Allowed two earned runs on six hits in 5.1 innings pitched...His nine strikeouts were tied for the second most in a debut in Nationals history (Strasburg, 14, 6/8/2010)...The nine strikeouts were the most in a pitching debut in MLB in 2021...Was the 60th player to be used by the Nationals in 2021, the most in a season in team history (2005-pres.)...**2021 Pitch Mix:** 4-Seam (53.2%) Slider (39.4%) Changeup (6.4%) Sinker (1.1%).

2020

Was a member of the 60-Player Pool...Spent the season at the Alternate Training Site (Fredericksburg).

2019

Moved to the starting rotation...Went 11-3 with a 3.86 ERA in 22 games (21 starts) with Single-A Hagerstown...Struck out 90 batters in 105.0 innings...His 11 wins were tied for most among Nationals farmhands and second in the South Atlantic League.

2018

Went 3-1 with two saves and a 4.11 ERA in 20 relief appearances between the GCL Nationals and short-season Single-A Auburn.

2017

In his first professional action, appeared in 13 games for the DSL Nationals...Went 2-1 with one save and a 3.54 ERA.

PERSONAL

Joan Manual Adon...Pronounced Joan (yo-AHN) Adon (ah-DOHN).

TRANSACTIONS

2016Signed by Washington as a non-drafted free agent, July 2.

AWARDS AND HONORS

- 2022 Washington's No. 7 prospect, per *Baseball America*
- 2021 High-A Pitcher of the Week (Aug. 17)
- 2021 Washington's No. 23 prospect, per *Baseball America*
- 2020 Washington's No. 23 prospect, per *Baseball America*
- 2019 Washington's No. 25 prospect, per *Baseball America*

2019 POSTSEASON NATIONALS PARK
 NATIONALS IN THE COMMUNITY
 FRONT OFFICE COACHING & OWNERSHIP
 EXECUTIVES
 MANAGER & COACHING STAFF
 PLAYERS
 2022 IN REVIEW
 HISTORY & RECORDS
 SCOUTING, RESEARCH & PLAYER DEV.



#39 JAKE ALU

Instagram [@jakealu](#)

Twitter [@jake_alu1](#)

INF



BORN / 2023 OPENING DAY AGE **BATS / THROWS**
4/6/97 Hamilton, N.J. / 25 Left / Right

MLB SERVICE / OPTIONS USED **HEIGHT / WEIGHT**
0.000 / 0 of 3 5'10" / 186

ROUND / SCHOOL **SIGNING SCOUT**
24th Rd., 2019 John Malzone (WSH)
Boston College

ACQUIRED
Selected in the 24th round of the 2019 First-Year Player Draft

ALU CAREER RECORD / UPDATED STATS

YEAR	CLUB	AVG	G	AB	R	H	TR	7B	3B	HR	RBI	SH	SF	HP	BB	SO	SB	CS	OBP	SLG	OPS	F
2019	Auburn	.257	45	144	13	37	49	5	2	1	25	0	1	0	7	32	3	1	.289	.340	.630	5
2020	DID NOT PLAY																					
2021	Wilmington	.303	39	145	22	44	71	10	1	5	19	0	0	4	8	32	8	0	.357	.490	.846	3
	Harrisburg	.264	56	197	26	52	81	12	1	5	23	0	1	2	13	43	5	3	.315	.411	.726	7
2022	Harrisburg	.281	73	285	44	80	134	25	1	9	36	0	3	5	32	59	9	1	.360	.470	.830	8
	Rochester	.323	59	217	37	70	120	15	1	11	45	0	5	1	19	44	6	2	.372	.553	.925	3
MINORS TOTALS		.286	272	988	142	283	455	67	6	31	148	0	10	12	79	210	31	7	.343	.461	.804	52

CAREER

Former 24th-round pick was added to Washington's 40-man roster following the 2022 season...Is primarily a third baseman, but has the ability to play second base, left field and first base...If he appears in a game with Washington, he will be the lowest drafted position player to make his Major League debut with the Washington Nationals in team history (2005-pres.).

2022

Washington's Nationals Way Award winner...Led the Minor League system in average (.298), slugging percentage (.507), OPS (.872), doubles (40), extra-base hits (62) and total bases (252)...Finished the season on a 20-game on-base streak, hitting in each of the final 14 games...He had hits in 19 of the 20 games during the streak...Won International League Player of the Month in September...At third base, led all of Minor League Baseball (infielders and outfielders) with 17 defensive runs saved, according to *Baseball Info Solutions*.

2021

Ranked among Nationals Minor Leaguers in hits (4th, 96), doubles (16th, 22), extra-base hits (16th, 34) and runs scored (10th, 48)...Hit .281/.332/.444 in 95 games between High-A Wilmington and Double-A Harrisburg.

2020

Did not play.

2019

Ranked among short-season Single-A Auburn batters in RBI (1st, 25), triples (3rd, 2), stolen bases (T4th, 3), total bases (T5th, 49), hits (7th, 37) and doubles (10th, 5).

PERSONAL

Jacob (Jake) Philip Alu...Graduated from Princeton Day (N.J.) School and Boston College...In four seasons at Boston College, hit .302/.369/.402 in 166 games...Named to the 2019 Third Team All-ACC Team.

TRANSACTIONS

2016 ...Selected by Washington in the 24th round of the 2016 First-Year Player Draft.

AWARDS AND HONORS

- 2022..... Washington's "Nationals Way" Award winner
- 2022..... MiLB.com Organization All-Star
- 2022..... International League Player of the Month (Sept.)
- 2021..... MiLB.com Organization All-Star.




2019 POSTSEASON
NATIONALS IN THE COMMUNITY
FRONT OFFICE
EXECUTIVES
MANAGER & COACHING STAFF
PLAYERS
2022 IN REVIEW
HISTORY & RECORDS
SCOUTING, RESEARCH & PLAYER DEV.
MEDIA



#55 YASEL ANTUNA

📷 yasel_antuna26

OF



BORN / 2023 OPENING DAY AGE **BATS / THROWS**
 10/26/99 Peravia, DOM / 23 Switch / Right

MLB SERVICE / OPTIONS USED **HEIGHT / WEIGHT**
 0.000 / 2 of 3 6'2" / 198

SIGNING SCOUT
 Pablo Arias (WSH)

ACQUIRED
 Signed as a non-drafted free agent, July 2, 2016.

ANTUNA CAREER RECORD / UPDATED STATS

YEAR	CLUB	AVG	G	AB	R	H	TB	2B	3B	HR	RBI	SH	SF	HP	BB	SO	SB	CS	OBP	SLG	OPS	E	
2016																							
DID NOT PLAY / Signed Late																							
2017	GCL Nationals	.301	48	173	25	52	69	8	3	1	17	0	2	1	23	29	5	5	.382	.399	.781	26	
2018	Hagerstown	.220	87	323	44	71	107	14	2	6	27	0	4	3	32	79	8	7	.293	.331	.624	29	
2019	GCL Nationals	.167	3	6	1	1	1	0	0	0	0	0	0	0	2	1	0	0	.375	.167	.542	0	
2020	Fredericksburg																						
Alternate Training Site																							
2021	Wilmington	.227	106	405	55	92	156	26	1	12	65	0	3	2	46	100	4	4	.307	.385	.692	36	
2022	Wilmington	.235	99	332	66	78	123	13	1	10	44	1	6	4	72	88	26	6	.372	.370	.742	7	
	Harrisburg	.143	26	91	9	13	20	4	0	1	4	0	0	0	17	33	1	2	.278	.220	.498	1	
MINORS TOTALS		.231	369	1330	200	307	476	65	7	30	157	1	15	10	192	330	44	24	.329	.358	.687	99	

CAREER

Switch-hitter transitioned from shortstop to left field in 2022...Rose to become Washington's No. 4 prospect and the "Best Hitter for Average" in its Minor League system in 2022, per *Baseball America*...Was on Washington's top 10 prospect lists the last five seasons (2018-22)...Was added to the Nationals' 40-man roster following the 2021 season.

2022

Led Washington's system with 89 walks and ranked in runs scored (4th, 75), stolen bases (6th, 27) and on-base percentage (6th, .352)...Opened the season with High-A Wilmington before being promoted to Double-A Harrisburg on Aug. 16...Enjoyed hot stretches from June 1-21 (.304/.359/.464, 2 2B, 3 HR, 14 RBI, 7 BB, 7 SB) and July 15-Aug. 13 (.304/.419/.493), 3 2B, 3 HR, 11 RBI, 13 BB, 6 SB).

2021

Ranked among Nationals farmhands in RBI (2nd, 65), extra-base hits (2nd, 39), doubles (4th, 26), walks (4th, 46), runs scored (6th, 55), homers (7th, 12), hits (7th, 92) and slugging percentage (9th, .385)...Hit .264/.338/.424 with 24 doubles, one triple, nine homers, 56 RBI, 36 walks, two stolen bases and 49 runs scored in 86 games from June 2 through the end of the season...This, after starting the season 4-for-70 (.057) with a double and three home runs in the first 19 games of the season...Homered in three consecutive games, Aug. 19-21...Recorded 11 RBI during this three-game stretch.

2020

Was a member of the 60-Player Pool...Spent the season at the Alternate Training Site (Fredericksburg) and participated in Instructional League following the season.

2019

Was placed on the 7-Day Injured List on April 4...Appeared in three games while on a rehab assignment with the GCL Nationals.

2018

Spent his first full professional season at Single-A Hagerstown...Played shortstop (67 G) and second base (9 G).

2017

Ranked third among Nationals farmhands and just outside of the top 10 in the GCL in batting average (14th, .301)...Split time between shortstop (20 starts) and third base (15 starts)...Was the fourth-youngest position player in the GCL.

PERSONAL

Yasel Eneudy Antuna...Was ranked as the No. 14 prospect in the 2016 international signing class by *Baseball America* and MLB.com.

TRANSACTIONS

2016Signed by Washington as a non-drafted free agent, July 2.

AWARDS AND HONORS

- 2022**..... Washington's No. 4 prospect, per *Baseball America*.
- 2021**..... Washington's No. 4 prospect, per *Baseball America*.
- 2020**..... Washington's No. 9 prospect, per *Baseball America*.
- 2019**..... Washington's No. 9 prospect, per *Baseball America*.
- 2018**..... Washington's No. 10 prospect, per *Baseball America*.
- 2017**..... Washington's No. 25 prospect, per *Baseball America*.

2019 POSTSEASON NATIONALS PARK THE COMMUNITY EXECUTIVES & OWNERSHIP FRONT OFFICE MANAGER & COACHING STAFF PLAYERS IN REVIEW 2022 HISTORY & RECORDS SCOUTING, RESEARCH & PLAYER DEV. MEDIA



#64 VICTOR ARANO

 victorarano4985

RHP



BORN / 2023 OPENING DAY AGE **BATS / THROWS**
 2/7/95 Cosamaloapan, MEX / 28 Right / Right

MLB SERVICE / OPTIONS USED **HEIGHT / WEIGHT**
 3.022 / 2 of 3 6'2" / 242

SIGNING SCOUT
 Mike Brito and Pat Kelly (LAD)

ACQUIRED
 Signed as a Minor League free agent, Nov. 24, 2021

ARANO CAREER RECORD / UPDATED STATS

YEAR	CLUB	W	L	ERA	G	GS	CG	SHO	SV	IP	H	R	ER	HR	HB	BB	SO	SO/9	WP	BK	BAA
2013	AZL Dodgers	3	2	4.20	13	8	0	0	0	49.2	52	34	23	4	0	13	49	8.9	9	0	.255
2014	Great Lakes	4	7	4.08	22	15	0	0	3	86.0	88	42	39	11	0	20	83	8.7	7	1	.260
2015	Clearwater	4	12	4.72	24	22	1	1	0	124.0	131	69	65	7	11	26	69	5.0	11	1	.276
2016	Reading	1	1	2.16	11	0	0	0	1	16.2	11	6	4	2	0	4	24	13.0	1	0	.177
	Clearwater	4	1	2.29	35	0	0	0	4	63.0	52	21	16	4	1	15	71	10.1	2	0	.222
2017	Philadelphia	1	0	1.69	10	0	0	0	0	10.2	6	2	2	0	0	4	13	10.9	0	0	.158
	Reading	1	2	4.19	32	0	0	0	9	38.2	39	20	18	7	1	11	38	8.8	7	0	.264
2018	Philadelphia	1	2	2.73	60	0	0	0	3	59.2	54	19	18	6	1	17	60	9.1	1	0	.239
	Reading*	0	0	9.00	1	0	0	0	0	1.0	2	1	1	0	0	2	18.0	0	0	0	.400
	Lehigh Valley*	0	0	0.00	1	0	0	0	0	1.0	1	0	0	0	0	1	9.0	0	0	0	.250
2019	Philadelphia	1	0	3.86	3	0	0	0	0	4.2	2	2	2	1	0	2	7	13.5	0	0	.154
	Lehigh Valley	2	0	0.00	3	0	0	0	0	4.0	0	0	0	0	0	1	7	15.8	0	0	.000
2020	Lehigh Valley									Alternate Training Site											
2021	Gwinnett	1	2	2.50	32	0	0	0	2	36.0	25	11	10	3	2	15	45	11.3	4	0	.198
2022	Washington	1	1	4.50	43	0	0	0	1	42.0	47	30	21	5	4	12	44	9.4	6	0	.278
	FCL Nationals*	0	0	13.50	2	2	0	0	0	2.0	3	3	3	1	0	0	1	4.5	1	0	.333
	Rochester*	0	0	0.00	3	0	0	0	0	3.0	0	0	0	0	0	1	5	15.0	0	0	.000
MLB TOTALS		4	3	3.32	116	0	0	0	4	116.2	109	53	43	12	5	35	124	9.6	7	0	.244
MINORS TOTALS		20	27	3.79	179	47	1	1	19	424.2	404	207	179	39	16	106	395	8.4	42	2	.248

* - Rehab Assignment

CAREER

Right-handed reliever returns to the Nationals after making the club in 2022 as a non-roster invitee to Spring Training.

2022

Made Washington's Opening Day roster... Started strong, posting a 1.64 ERA (2 ER/11.0 IP) with 14 strikeouts and two doubles in his first 11 appearances...Endured two stints on the Injured List (6/6, left knee inflammation and 9/4, strained right shoulder)...
2022 Pitch Mix: Slider (46.9%) Sinker (43.4%) 4-Seam (9.7%).

2021

Went 1-2 with a 2.50 ERA in 32 games for Triple-A Gwinnett in Atlanta's Minor League system.

2020

Spent the entire season at the Phillies' Alternate Training Site (Lehigh Valley).

2019

Began season with Triple-A Lehigh Valley...Was recalled on April 12...Struck out all six batters he faced on April 14 at Miami.

2018

Made his first career Opening Day roster...Recorded his first career save on July 4 vs. Baltimore.

2017

Had his contract selected on Sept. 12 and made his MLB debut that night vs. Miami...Earned his first Major League win on Sept. 16 vs. Oakland.

2016

Led Florida State League relievers in baserunners/9.0 IP (9.71), ranked third in walks/9.0 IP (2.14) and third in SO/9.0 IP (10.14).

PERSONAL

Victor Teodoro Arano (ah-RAH-no).

TRANSACTIONS

2013.....Signed with Los Angeles (NL) as a non-drafted free agent, April 4.

2014....Acquired by Philadelphia along with INF Jesmel Valentin in exchange for RHP Roberto Hernandez, Aug. 28.

2021.....Claimed off waivers by Atlanta, Jan. 22.

2022.....Signed with Washington as a Minor League free agent, Nov. 24.

AWARDS AND HONORS

- 2018**..... Philadelphia's No. 19 prospect, per *Baseball America*
- 2017**..... Philadelphia's No. 17 prospect, per *Baseball America*
- 2016**..... MiLB.com Organization All-Star
- 2015**..... Philadelphia's No. 23 prospect, per *Baseball America*
- 2014**..... Los Angeles' (NL) No. 29 prospect, per *Baseball America*

#62 ALBERTO BALDONADO

@baldo0125

@AlbertoB_01

LHP



BORN / 2023 OPENING DAY AGE **BATS / THROWS**
2/1/93 Colon, PAN / 30 Left / Left

MLB SERVICE / OPTIONS USED **HEIGHT / WEIGHT**
0.033 / 0 of 3 6'5" / 270

SIGNING SCOUT

Rafael Perez, Ismael Cruz and Alex Zapata (NYM)

ACQUIRED

Signed as a Minor League free agent, Oct. 26, 2022.

BALDONADO CAREER RECORD / UPDATED STATS

Research Tool BASEBALL REFERENCE savant FAN GRAPHS

YEAR	CLUB	W	L	ERA	G	GS	CG	SHO	SV	IP	H	R	ER	HR	HB	BB	SO	SO/9	WP	BK	AVG
2010	DSL Mets	3	1	1.41	13	8	1	0	1	44.2	29	11	7	0	2	19	50	10.1	5	0	.188
2011	GCL Mets	2	2	3.71	11	6	0	0	0	43.2	41	20	18	2	4	17	26	5.4	5	0	.247
2012	Kingsport	0	2	6.75	6	2	0	0	0	12.0	8	9	9	0	1	12	10	7.5	5	0	.190
2013	Kingsport	2	0	3.94	14	0	0	0	0	29.2	25	17	13	2	2	14	41	12.4	4	0	.221
2014	Brooklyn	3	4	4.34	12	9	0	0	0	47.2	55	28	23	1	3	20	43	8.1	9	0	.288
2015	Savannah	0	7	1.91	38	0	0	0	9	56.2	35	14	12	1	4	24	74	11.8	8	2	.183
2016	St. Lucie	0	1	0.93	13	0	0	0	0	19.1	15	3	2	0	0	8	21	9.8	1	0	.221
	Binghamton	0	1	5.13	34	0	0	0	0	40.1	48	25	23	5	0	23	47	10.5	6	0	.291
2017	Binghamton	0	0	0.00	11	0	0	0	6	16.2	8	0	0	0	0	5	25	13.5	1	0	.145
	Las Vegas	0	4	6.65	39	0	0	0	2	43.1	47	33	32	0	0	23	39	8.1	3	0	.273
2018	Iowa	7	2	4.88	37	1	0	0	0	59.0	61	35	32	5	2	37	66	10.1	9	0	.275
2019	Iowa	1	0	3.38	8	0	0	0	0	13.1	8	5	5	2	0	10	13	8.8	3	0	.178
	Monterrey (MEX)	0	1	1.59	12	0	0	0	0	11.1	8	3	2	0	1	3	16	12.7	2	0	.190
	High Point (IND)	0	1	1.98	13	0	0	0	1	13.2	7	4	3	1	0	6	19	12.5	0	0	—
2020										DID NOT PITCH											
2021	Harrisburg	3	0	1.13	6	0	0	0	0	8.0	4	1	1	1	0	0	11	12.4	0	0	.143
	Rochester	3	1	3.31	28	0	0	0	0	32.2	28	13	12	1	2	9	36	9.9	3	0	.228
	Washington	0	1	8.44	14	0	0	0	0	10.2	10	10	10	3	0	7	12	10.1	1	0	.244
2022	Rochester	3	2	3.84	56	0	0	0	3	63.1	46	30	27	5	0	27	81	11.5	3	1	.201
	MLB TOTALS	0	1	8.44	14	0	0	0	0	10.2	10	10	10	3	0	7	12	10.1	1	0	.244
	MINORS TOTALS	27	28	3.62	338	26	1	0	21	541.2	466	247	218	34	21	251	599	9.9	67	3	.232
	MEX. LEAGUE TOTALS	0	1	1.59	12	0	0	0	0	11.1	8	3	2	0	1	3	16	12.7	2	0	.190
	IND. LEAGUE TOTALS	0	1	1.98	13	0	0	0	1	13.2	7	4	3	1	0	6	19	12.5	0	0	—

CAREER

Tall left-hander returns to the Nationals on a Minor League contract with an invite to 2023 Spring Training...It will be his fourth Major League Spring Training (2018-19, 2021, 2022)...Made MLB debut with Washington in 2021 after 11 MiLB seasons.

2022

Set career marks in strikeouts (81), games (56) and innings pitched (63.1) while spending the entire season at Triple-A Rochester.

2021

Had his contract selected on Sept. 1...Made his Major League debut on Sept. 2 vs. Philadelphia (1.0 IP, H, 2 SO)...Went 6-1 with a 2.88 ERA (13 ER/40.2 IP) with 47 strikeouts, nine walks and 32 hits allowed in 34 appearances between Double-A Harrisburg and Triple-A Rochester...**2021 Pitch Mix:** 4-Seam (61.8%) Slider (33.8%) Changeup (4.3%).

2020

Signed a Minor League contract with the Nationals in February, but did not pitch in the regular season...Pitched for Culiacan of the Mexican Winter League following the season...Posted a 1.21 ERA (3 ER/22.1 IP) with 20 strikeouts and two walks in 22 appearances.

2010-19

Advanced through New York's Minor League system before joining the Chicago Cubs organization in 2018...Was a non-roster invite to Major League Spring Training with Chicago in 2018 and 2019...Made the transition to full-time reliever in 2015.

PERSONAL

Alberto Luis Baldonado.

TRANSACTIONS

- 2009** ...Signed with New York (NL) as a non-drafted free agent, Sept. 21.
- 2017** ...Signed with Chicago (NL) as a free agent, Dec. 11.
- 2018** ...Signed with Chicago (NL) as a free agent, Nov. 20.
- 2020** ...Signed with Washington as a Minor League free agent, Feb. 7.
- 2021** ...Signed with Washington as a Minor League free agent, Jan. 6.
- 2021** ...Signed with Washington as a Minor League free agent, Nov. 3.
- 2022** ...Signed with Washington as a Minor League free agent, Oct. 26.

AWARDS AND HONORS

- 2021** ... MiLB.com Organization All-Star
- 2018** ... Pacific Coast League All-Star (mid-season)
- 2016** ... Florida State League All-Star (mid-season)

2019 POSTSEASON

NATIONALS IN PARK

THE COMMUNITY

FRONT OFFICE & OWNERSHIP

EXECUTIVES

MANAGER & COACHING STAFF

PLAYERS

2022 IN REVIEW

HISTORY & RECORDS

SCOUTING, RESEARCH & PLAYER DEV.

MEDIA



#50 ANTHONY BANDA



LHP

BORN / 2023 OPENING DAY AGE 8/10/93 Corpus Christi, TX / 29
BATS / THROWS Left / Left

MLB SERVICE / OPTIONS USED 2.137 / 3 of 3
HEIGHT / WEIGHT 6'2" / 221

ROUND / SCHOOL 10th Rd., 2012
SIGNING SCOUT Brian Sanky (MIL)
 San Jacinto (TX) College

ACQUIRED
 Signed as a Minor League free agent, Jan. 4, 2023

BANDA CAREER RECORD / UPDATED STATS

YEAR	CLUB	W	L	ERA	G	GS	CG	SHO	SV	IP	H	R	ER	HR	HB	BB	SO	SO/9	WP	BK	AVG
2012	AZL Brewers	2	3	5.83	14	4	0	0	0	41.2	54	41	27	3	0	24	43	9.3	10	0	.309
2013	Helena	3	4	4.45	14	14	0	0	0	60.2	64	40	30	7	1	25	45	6.7	8	2	.274
2014	Wisconsin	6	6	3.66	20	14	0	0	2	85.2	84	40	34	4	1	38	83	8.9	11	2	.263
	South Bend	3	0	1.54	6	6	0	0	0	35.0	32	7	6	2	1	7	34	8.7	5	0	.237
2015	Visalia	8	8	3.32	28	27	1	1	0	151.2	150	67	56	8	4	39	152	9.0	12	3	.260
2016	Mobile	6	2	2.12	13	13	0	0	0	76.1	70	23	18	4	1	28	84	9.9	6	0	.241
	Reno	4	4	3.67	13	13	0	0	0	73.2	73	36	30	6	2	27	68	8.3	6	0	.257
2017	Reno	8	7	5.39	22	22	0	0	0	122.0	125	76	73	15	2	51	116	8.6	12	0	.266
	Arizona	2	3	5.96	8	4	0	0	0	25.2	26	17	17	1	3	10	25	8.8	2	0	.255
2018	Durham	4	3	3.64	8	8	0	0	0	42.0	43	17	17	3	1	18	49	10.5	2	0	.272
	Tampa Bay	1	0	3.68	3	1	0	0	0	14.2	12	6	6	1	0	3	10	6.1	0	0	.235
2019	GCL Rays*	0	1	7.71	2	2	0	0	0	2.1	6	3	2	0	0	3	4	15.4	0	0	.462
	Charlotte*	0	0	0.00	2	2	0	0	0	2.2	1	0	0	0	0	2	6.8	0	0	0	.111
	Durham*	2	3	6.04	9	4	0	0	0	28.1	28	19	19	7	1	11	27	8.6	0	0	.362
	Tampa Bay	0	0	6.75	3	0	0	0	0	4.0	6	3	3	0	0	2	4.5	0	0	0	.233
2020	Tampa Bay	1	0	10.29	4	0	0	0	1	7.0	10	9	8	1	2	5	4	5.1	0	0	.345
2021	Sacramento	3	2	6.86	10	5	0	0	0	39.1	52	38	30	7	2	18	42	9.6	4	0	.315
	Syracuse	1	0	5.23	3	0	0	0	0	10.1	9	7	6	2	0	2	10	8.7	1	0	.225
	New York (NL)	1	0	7.36	5	0	0	0	0	7.1	14	8	6	2	0	1	7	8.6	1	0	.400
	Pittsburgh	1	2	3.42	25	0	0	0	0	26.1	25	10	10	4	2	12	25	8.5	2	0	.248
2022	Pittsburgh	1	0	6.41	23	0	0	0	0	19.2	34	14	14	3	1	5	22	10.1	1	0	.374
	Toronto	0	1	4.26	7	1	0	0	0	6.1	7	3	3	1	0	3	7	9.9	0	0	.292
	Tacoma	0	0	2.25	4	0	0	0	0	4.0	1	1	1	0	0	3	6.8	0	0	0	.077
	Scranton-WB	0	3	6.14	6	1	0	0	0	7.1	7	6	5	0	2	6	8	9.8	0	0	.509
	New York (AL)	0	0	40.50	2	0	0	0	0	0.2	2	3	3	0	1	5	1	13.5	0	0	.500
MLB TOTALS		7	6	5.64	80	6	0	0	1	111.2	136	73	70	13	9	44	103	8.3	6	0	.299
MINORS TOTALS		50	46	4.08	174	135	1	1	2	781.0	799	421	354	69	18	297	770	8.9	77	7	.265

CAREER

Veteran lefty joins the Nationals as a non-roster invitee to 2023 Spring Training.

2022

Went 1-1 with a 6.75 ERA in a career-high 32 games between three Major League stops...**2022 Pttch Mix:** Changeup (37.4%) 4-Seam Fastball (31.9%) Sinker (20.7%) Curveball (9.1%) Slider (0.9%)

2021

Went 2-2 with a 4.28 ERA in a then-career-high 30 games between the Mets and Pirates.

2020

Began season at Tampa Bay's Alternate Training Site before being recalled on Aug. 13.

2019

Spent the majority of the season rehabbing Tommy John surgery.

2018

Began season with Durham...Was recalled twice in May...Underwent Tommy John ligament-replacement surgery on June 14.

2012-17

Began professional career with Milwaukee before being acquired by Arizona in 2014...Went 10-6 with a 2.88 ERA in 26 starts in 2016...Made Major League debut and start with Arizona on July 22 vs. Washington...Earned his first win on Aug. 4 at San Francisco.

PERSONAL

Frank Anthony Banda...Graduated from Sinton High School in Sinton, Texas and attended San Jacinto (TX) College.

TRANSACTIONS

2012.... Selected by Milwaukee in the 10th round of the First-Year Player Draft.

2014.... Acquired by Arizona with outfielder Mitch Haniger in exchange for outfielder Gerardo Parra, July 31.

2018.... Acquired by Tampa Bay from Arizona with two players to be named as part of a three-team trade, Feb. 20.

2020.... Acquired by San Francisco in exchange for cash considerations, Aug. 31.

2021.... Acquired by New York (NL) in exchange for infielder Will Toffey, July 2.

2021.... Claimed off waivers by Pittsburgh, Aug. 2.

2022.... Signed with Washington as a Minor League free agent, Jan. 4, 2023.

AWARDS AND HONORS

2019..... Tampa Bay's No. 20 prospect, per *Baseball America*

2018..... Arizona's No. 2 prospect, per *Baseball America*

2017..... Arizona's No. 1 prospect, per *Baseball America*

2016..... MiLB.com Organization All-Star

2016..... SiriusXM All-Star Futures Game (SDP)

2016..... Southern League All-Star (mid-season)

2016..... Southern League Pitcher of the Week (June 5, June 19)

2016..... Arizona's No. 15 prospect, per *Baseball America*

2015..... MiLB.com Organization All-Star

2015..... Arizona's No. 17 prospect, per *Baseball America*

2014..... Milwaukee's No. 27 prospect, per *Baseball America*

#27 TRAVIS BLANKENHORN

travy_bags

INF/OF



BORN / 2023 OPENING DAY AGE **BATS / THROWS**
 8/3/96 Pottsville, Pa. / 26 Left / Right

MLB SERVICE / OPTIONS USED **HEIGHT / WEIGHT**
 0.058 6'2" / 230

ROUND / SCHOOL **SIGNING SCOUT**
 3rd Rd., 2015 Jay Weitzel (MIN)
 Pottsville (PA) High School

ACQUIRED
 Signed as a Minor League free agent, Dec. 14, 2022.

BLANKENHORN CAREER RECORD / UPDATED STATS

YEAR	CLUB	AVG	G	AB	R	H	TR	7B	3B	HR	RBI	SH	SF	HP	BB	SO	SB	CS	OBP	SLG	OPS	F
2015	GCL Twins	.245	14	49	6	12	20	4	2	0	3	0	0	2	7	11	2	0	.362	.408	.770	0
2015	Elizabethton	.243	39	144	14	35	47	3	0	3	20	1	0	2	11	32	1	0	.306	.326	.632	7
2016	Elizabethton	.297	34	138	30	41	77	7	1	9	29	0	1	2	8	33	3	0	.342	.558	.900	7
	Cedar Rapids	.286	25	91	11	26	38	5	2	1	12	1	0	2	8	28	2	1	.356	.418	.774	1
2017	Cedar Rapids	.251	118	438	68	110	193	22	11	13	69	1	5	17	47	119	13	2	.343	.441	.784	14
2018	Fort Myers	.231	124	442	52	102	171	24	6	11	57	5	2	10	34	127	6	4	.299	.387	.686	13
2019	Fort Myers	.269	15	52	6	14	21	4	0	1	3	0	0	0	9	12	0	0	.377	.404	.781	1
	Pensacola	.278	93	388	50	108	184	18	2	18	51	0	2	2	18	93	11	0	.312	.474	.786	8
2020	St. Paul																					
	Minnesota	.333	1	3	0	1	2	1	0	0	0	0	0	1	0	0	0	0	.500	.667	1.167	0
2021	St. Paul	.182	3	11	1	2	3	1	0	0	1	0	0	0	2	6	0	0	.308	.273	.581	1
	Minnesota	.000	1	0	1	0	0	0	0	0	0	0	0	0	0	0	0	0	.000	.000	.000	1
	Oklahoma City	.000	3	3	0	0	0	0	0	0	0	0	0	0	2	0	0	0	.000	.000	.000	0
	Tacoma	.250	4	20	1	5	8	0	0	1	4	0	0	0	5	0	0	0	.250	.400	.650	1
	Syracuse	.255	48	161	22	41	78	10	0	9	30	0	1	2	29	53	3	2	.373	.484	.857	1
	New York (NL)	.174	23	23	3	4	9	2	0	1	4	0	0	0	1	8	0	0	.208	.391	.599	2
2022	Syracuse	.267	91	329	44	88	153	20	0	15	55	1	1	6	32	88	10	1	.342	.465	.807	4
	New York (NL)	.000	1	3	0	0	0	0	0	0	0	0	0	0	1	0	0	0	.000	.000	.000	0
	MLB TOTALS	.172	26	29	4	5	11	3	0	1	4	0	0	1	1	9	0	0	.226	.379	.605	3
	MINORS TOTALS	.258	611	2266	305	584	993	118	24	81	334	9	12	45	205	609	51	10	.330	.438	.768	43

Research Tool Baseball Reference Savant FanGraphs

Alternate Training Site

CAREER

Left-handed hitting utility player signed a Minor League contract with an invite to 2023 Major League Spring Training.

2022

Spent the majority of the season with Triple-A Syracuse...Was International League Player of the Month in June (.402/.486/.674, 10 2B, 5 HR, 24 RBI, 12 BB, 6 SB)... Appeared in one game with New York, July 22 vs. San Diego.

2021

Began the season with Minnesota's system before joining Los Angeles (NL), Seattle and New York (NL) organizations...Enjoyed six Major League stints with the New York Mets...Hit his first career home run, July 18 at Pittsburgh (Brubaker) with the Mets.

2020

Spent the majority of the season at the Twins Alternate Training Site in St. Paul... Made his Major League debut on September 15 at Chicago (AL)...Recorded his first career hit in that game (2B).

2015-19

Advanced through Minnesota's Minor League system, eventually becoming one of their top 10 prospects in 2017...Won the Florida State League home run derby in 2018.

PERSONAL

Travis Allan Blankenhorn...Graduated from Pottsville (Pa.) High School...Committed to the University of Kentucky before signing with the Twins... Is married to wife, Maci.

TRANSACTIONS

2015..... Selected by Minnesota in the third round of the First-Year Player Draft.

2021..... Claimed off waivers by Los Angeles (NL), May 14.

2021..... Claimed off waivers by Seattle, May 24.

2021..... Claimed off waivers by New York (NL), May 14.

2022..... Signed with Washington as a Minor League free agent, Dec. 14.

AWARDS AND HONORS

- 2022..... International League Player of the Month (June)
- 2022..... International League Player of the Week (June 26)
- 2021..... Minnesota's No. 25 prospect, per *Baseball America*
- 2020..... Minnesota's No. 22 prospect, per *Baseball America*
- 2019..... MiLB.com Organization All-Star
- 2019..... Southern League All-star (post-season)
- 2019..... Southern League All-star (mid-season)
- 2018..... Florida State League All-Star (mid-season)
- 2018..... Minnesota's No. 29 prospect, per *Baseball America*
- 2017..... MiLB.com Organization All-Star
- 2017..... Midwest League All-Star (mid-season)
- 2017..... Midwest League Player of the Week (June 18)
- 2017..... Minnesota's No. 10 prospect, per *Baseball America*
- 2016..... Minnesota's No. 26 prospect, per *Baseball America*

2019 POSTSEASON

NATIONALS IN THE COMMUNITY PARK

FRONT OFFICE & OWNERSHIP

EXECUTIVES

MANAGER & COACHING STAFF

PLAYERS

2022 IN REVIEW

HISTORY & RECORDS

SCOUTING, RESEARCH & PLAYER DEV.

MEDIA



#83 ZACH BRZYKCY

Instagram [@zbrzykcy](#)

Twitter [@ZBrzykcy](#)

RHP



BORN / 2023 OPENING DAY AGE **BATS / THROWS**
7/12/99 Hickory, N.C. / 23 Right / Right

MLB SERVICE / OPTIONS USED **HEIGHT / WEIGHT**
0.000 / 0 of 3 6'2" / 232

SCHOOL **SIGNING SCOUT**
Virginia Tech Bobby Myrick (WSH)

ACQUIRED
Signed as a non-drafted free agent, June 29, 2020.

BRZYKCY CAREER RECORD / UPDATED STATS

YEAR	CLUB	W	L	ERA	G	GS	CG	SHO	SV	IP	H	R	ER	HR	HB	BB	SO	SO/9	WP	BK	AVG
2020										DID NOT PITCH											
2021	Wilmington	6	4	5.20	28	1	0	0	2	62.2	55	37	36	8	5	25	86	12.4	7	0	.236
2022	Wilmington	6	1	1.66	17	0	0	0	4	21.2	10	5	4	2	2	10	39	16.2	2	0	.137
	Harrisburg	2	1	1.89	32	0	0	0	9	38.0	21	12	8	3	4	19	54	12.8	1	1	.162
	Rochester	0	0	0.00	2	0	0	0	1	1.2	2	0	0	0	0	2	10.8	0	0	0	.286
MINORS TOTALS		14	6	3.49	79	1	0	0	16	123.2	88	54	48	13	11	54	181	13.2	10	1	.199

CAREER

Hard-throwing right-handed reliever will take part in his first Major League Spring Training in 2023 as a non-roster invitee...Last name pronounced BRICK-see...Went undrafted in the five-round First-Year Player Draft in 2020.

AWARDS AND HONORS

- 2023 Washington's No. 21 prospect, per *Baseball America*
- 2022 MiLB.com Organization All-Star

2022

Ranked second in Washington's Minor League system with 14 saves...Was the only player in Minor League Baseball with at least 14 saves and at least seven wins...He ranked among all Minor League pitchers (min. 59.0 IP) in opponents' batting average (5th, .157), ERA (8th, 1.76) and strikeouts per 9.0 innings (14th, 13.94)...Posted a 0.68 ERA (2 ER/26.1 IP) with 37 strikeouts and a .119 opponents average (10-for-84) in 22 games from May 31 to Aug. 5...Went 7-for-7 in save opportunities during this stretch.

2021

Led High-A Wilmington with six wins...Struck out at least two batters in 24 of his 28 outings.

2020

Participated in Instructional League following the season.

PERSONAL

Zachary John-William Brzykcy...Pronounced BRICK-see...Graduated from Alexander Central High School in Taylorsville, N.C...Attended Virginia Tech...Made seven appearances out of Virginia Tech's bullpen in 2020, striking out eight batters in 6.0 innings pitched during his junior season...As a sophomore in 2019, he struck out 37 batters in 23.1 innings across 22 appearances out of the bullpen...Following the 2019 season, participated in the Cape Cod League and earned the Outstanding Relief Pitcher Award after leading the league with seven saves...During his senior high school season, went 9-2 record with a 1.53 ERA, 103 strikeouts and a .098 opponents average in 55.0 innings pitched...Tossed four complete games, including two shutouts...Was North Piedmont Conference Pitcher of the Year.

TRANSACTIONS

2020 ...Signed with Washington as a non-drafted free agent, June 29.

2019 POSTSEASON NATIONALS IN THE COMMUNITY PARK FRONT OFFICE EXECUTIVES & OWNERSHIP MANAGER & COACHING STAFF PLAYERS IN REVIEW 2022 HISTORY & RECORDS SCOUTING, RESEARCH & PLAYER DEV. MEDIA



#17 ALEX CALL

acad_8

@acad_27

OF

BORN / 2023 OPENING DAY AGE **BATS / THROWS**
9/27/94 River Falls, Wisc. / 28 Right / Right

MLB SERVICE / OPTIONS USED **HEIGHT / WEIGHT**
0.075 / 0 of 3 5'11" / 189

ROUND / SCHOOL **SIGNING SCOUT**
3rd Rd., 2016 Garrett Guest (CWS)
Ball State (iN) University

ACQUIRED
Claimed off waivers from Cleveland, Aug. 7, 2022

CALL CAREER RECORD / UPDATED STATS

YEAR	CLUB	AVG	G	AB	R	H	TB	2B	3B	HR	RBI	SH	SF	HP	BB	SO	SB	CS	OBP	SLG	OPS	E
2016	Great Falls	.308	27	107	19	33	47	3	1	3	17	1	0	7	19	18	4	4	.444	.439	.883	1
	Kannapolis	.308	46	185	23	57	83	17	0	3	18	1	1	1	15	40	10	2	.361	.449	.810	0
	Winston-Salem	.244	10	41	2	10	15	3	1	0	5	0	0	1	3	11	2	1	.311	.366	.677	1
2017	AZL White Sox	.059	13	51	8	3	4	1	0	0	6	0	2	1	7	5	1	0	.180	.078	.258	0
	Kannapolis	.248	38	145	24	36	56	9	1	3	22	3	1	3	16	33	2	2	.333	.386	.719	3
	Winston-Salem	.256	56	195	35	50	82	11	3	5	28	2	3	1	35	52	4	6	.368	.421	.789	0
2018	Birmingham	.242	67	236	28	57	97	17	1	7	30	1	2	5	25	75	2	1	.325	.411	.736	2
	Akron	.205	81	293	30	60	94	13	3	5	31	2	4	4	22	93	5	5	.266	.321	.587	1
2020	DID NOT PLAY																					
2021	Akron	.310	43	155	34	48	78	13	1	5	23	0	3	1	21	26	12	2	.389	.503	.892	1
	Columbus	.229	66	231	34	53	91	8	0	10	27	0	1	4	33	38	3	3	.335	.394	.729	0
2022	Columbus	.280	71	239	56	67	118	16	1	11	46	1	5	11	49	50	6	0	.418	.494	.912	2
	Cleveland	.167	12	12	2	2	2	0	0	0	0	0	0	0	4	4	0	0	.375	.167	.542	0
	Rochester	.444	5	18	6	8	16	2	0	2	6	0	1	1	2	5	3	1	.500	.889	1.389	0
	Washington	.245	35	102	16	25	45	3	1	5	13	0	0	2	11	26	3	3	.330	.441	.771	0
MLB TOTALS		.237	47	114	18	27	47	3	1	5	13	0	0	2	15	30	3	3	.336	.412	.748	0
MINORS TOTALS		.254	523	1896	299	482	781	113	12	54	259	11	23	40	247	446	54	27	.349	.412	.761	8

CAREER

Versatile outfielder was claimed off waivers from Cleveland on Aug. 7, 2022...Was originally a third-round pick by the Chicago White Sox in 2016...Has the ability to play all three outfield positions.

2022

Was recalled by Washington on Aug. 14...Hit first MLB homer on Aug. 19 at San Diego, a ninth-inning two-run home run off Josh Hader...Combined to go 7-for-9 with a double, two homers, six RBI and three runs scored on Sept. 8 at St. Louis and Sept. 9 at Philadelphia...On Sept. 8 vs. St. Louis, he became the fourth rookie in Nationals history to have at least four hits and five RBI in a game (Espinosa, Soto, Robles)...Made his Major League debut with Cleveland on July 11 vs. Chicago (AL)...Recorded first MLB hit, July 22 at CWS (PH single).

2021

Ranked in Cleveland's Minor League season in walks (5th, 54), total bases (6th, 169) and home runs (7th, 15).

2020

Did not play.

2019

In his first season in Cleveland's system, spent the season at Double-A Akron...Won Eastern League Player of the Week on June 30.

2018

Hit a career-high 28 doubles in 123 games between Single-A Winston-Salem and Double-A Birmingham.

2017

Appeared at three levels of Chicago's system.

2016

Reported to rookie-level Great Falls and was eventually promoted to Single-A Kannapolis in his first professional season following the Draft.

PERSONAL

Alexander M. Call...Graduated from River Falls (Wisc.) High School and attended Ball State (Ind.) University...Ball State was his only college scholarship offer...Was the 2016 Mid-American Conference Player of the Year and a Louisville Slugger First-Team All-American.

TRANSACTIONS

2016....Selected by Chicago (AL) in the first round of the First-Year Player Draft.

2018....Acquired by Cleveland in exchange for first baseman Yonder Alonso, Dec. 15.

2022....Claimed off waivers by Washington, Aug. 7.

AWARDS AND HONORS

- 2019..... Eastern League Player of the Week (June 30)
- 2018..... Chicago's (AL) No. 21 prospect, per *Baseball America*
- 2017..... Chicago's (AL) No. 15 prospect, per *Baseball America*

2019 POSTSEASON

NATIONALS IN THE COMMUNITY PARK

FRONT OFFICE COACHING & OWNERSHIP

EXECUTIVES

MANAGER & COACHING STAFF

PLAYERS

2022 IN REVIEW

HISTORY & RECORDS

SCOUTING, RESEARCH & PLAYER DEV.

MEDIA



#9 JEIMER CANDELARIO

Instagram: [jeimer_candelario](#)

Twitter: [@jeimer24C](#)

3B



BORN / 2023 OPENING DAY AGE **BATS / THROWS**
 11/24/93, San Pedro de Macoris, DOM / 29 Switch / Right

MLB SERVICE / OPTIONS USED **HEIGHT / WEIGHT**
 5.038 / 3 of 3 6'2" / 222

SIGNING SCOUT
 Jose Serra and Marino Encarnacion (CHC)

ACQUIRED
 Signed as a free agent, Nov. 29.

CANDELARIO CAREER RECORD / UPDATED STATS

YEAR	CLUB	AVG	G	AB	R	H	TB	2B	3B	HR	RBI	SH	SF	HP	BB	SO	SB	CS	OBP	SLG	OPS	E
2011	DSL Cubs	.337	72	249	50	84	119	16	2	5	53	0	5	1	50	42	4	4	.443	.478	.921	17
2012	Boise	.281	71	278	34	78	110	14	0	6	47	0	3	3	26	55	2	1	.345	.396	.741	20
2013	Kane County	.253	130	501	70	127	197	35	1	11	57	0	2	2	68	90	1	0	.344	.393	.737	26
2014	Kane County	.250	63	244	32	61	104	19	3	6	37	0	1	0	18	45	0	1	.300	.426	.726	6
	Dayton	.193	62	218	24	42	71	10	2	5	26	0	1	2	23	44	0	3	.275	.326	.601	9
2015	Myrtle Beach	.270	82	318	42	86	132	25	3	5	39	0	2	3	20	62	0	1	.318	.415	.733	8
	Tennessee	.291	46	158	21	46	73	10	1	5	25	0	1	1	22	21	0	0	.379	.462	.841	5
2016	Tennessee	.219	56	210	30	46	77	17	1	4	23	0	1	1	32	46	0	0	.324	.367	.691	5
	Iowa	.333	76	264	44	88	143	22	3	9	54	0	4	3	38	53	0	2	.417	.542	.959	6
	Chicago (NL)	.091	5	11	0	1	1	0	0	0	0	0	0	1	2	5	0	0	.286	.091	.377	1
2017	Iowa	.266	81	286	39	76	145	27	3	12	52	0	1	2	41	72	0	0	.361	.507	.868	5
	Chicago (NL)	.152	11	33	2	5	10	2	0	1	3	0	0	2	1	12	0	0	.222	.303	.525	1
	Toledo	.264	29	121	13	32	52	9	1	3	19	0	1	1	5	32	1	0	.297	.430	.727	1
	Detroit	.330	27	94	16	31	44	7	0	2	13	0	0	0	12	18	0	0	.406	.468	.874	4
2018	Detroit	.224	144	539	78	121	212	28	3	19	54	0	5	9	66	160	3	2	.317	.393	.710	10
	Toledo*	.250	2	8	3	2	2	0	0	0	1	0	0	0	1	1	0	0	.333	.250	.583	0
2019	Detroit	.203	94	335	33	68	113	17	2	8	32	0	1	7	43	99	3	1	.306	.337	.643	7
	Toledo*	.320	39	153	30	49	90	10	2	9	33	0	0	3	22	35	0	0	.416	.588	1.004	2
2020	Detroit	.297	52	185	30	55	93	11	3	7	29	0	0	1	20	49	1	1	.369	.503	.872	4
2021	Detroit	.271	149	557	75	151	247	42	3	16	67	0	0	4	65	135	0	0	.351	.443	.794	9
2022	Detroit	.217	124	429	49	93	155	19	2	13	50	0	4	6	28	109	0	1	.272	.361	.633	11
	Toledo*	.375	4	16	3	6	11	2	0	1	3	0	0	1	0	2	3	0	.421	.688	1.109	1
MINORS TOTALS		.272	813	3024	435	823	1326	216	22	81	469	0	23	22	368	601	8	12	.353	.438	.791	158
MLB TOTALS		.240	606	2183	283	525	875	126	13	66	248	0	10	30	237	587	7	5	.322	.401	.723	47

* - Rehab Assignment

CAREER

Switch-hitting infielder signed a one-year contract with Washington in November...Tied for the Major League lead with 42 doubles in 2021...He combined to hit .278/.356/.458 with 53 doubles, six triples, 23 home runs, 96 RBI, 85 walks and 105 runs scored in 201 games between the 2020 and 2021 seasons...Is primarily a third baseman (517 G) but has the ability to play first base (64 G).

2022

In his final season with Detroit, hit .217 with 19 doubles, two triples, 13 homers, 50 RBI, 28 walks and 49 runs scored in 124 games...Finished the season strong, hitting .298 with a .479 slugging percentage (8 2B, 3 HR, 16 RBI) in his final 26 games...From June 20 to July 27, hit .289/.366/.506 with three doubles, five homers, 15 RBI and 11 runs in 25 games.

2021

Tied for the Major League lead with 42 doubles while setting career marks in games played (149), hits (151), doubles (42), extra-base hits (61) and RBI (67)...Named Tiger of the Year for the second consecutive season, becoming the seventh player to earn repeat honors since the award began in 1965 (last, Miguel Cabrera, 2012-13)... Reached base in 29 consecutive games from April 29-June 3...Was the longest streak by a Tigers player since Miguel Cabrera reached base safely in 32 consecutive games from July 20-August 29, 2013.

2020

Ranked in the American League in batting average (10th, .297), on-base percentage (12th, .369) and slugging percentage (14th, .503).

2019

Hit .203 with 17 doubles, two triples, eight homers, 32 RBI, 43 walks and 33 runs scored in 94 games...Endured two Injured List stints with left-shoulder inflammation and a sprained left thumb.

AWARDS AND HONORS

- 2021..... Tiger of the Year (Detroit BBWAA)
- 2020..... Tiger of the Year (Detroit BBWAA)
- 2020..... American League Player of the Week
- 2017..... Chicago's (NL) No. 7 prospect, per *Baseball America*
- 2016..... MiLB.com Organization All-Star
- 2016..... SiriusXM All-Star Futures Game (SDP)
- 2016..... Chicago's (NL) No. 10 prospect, per *Baseball America*
- 2015..... MiLB.com Organization All-Star
- 2015..... Arizona Fall League Player of the Week
- 2015..... Arizona Fall League Rising Stars Game
- 2015..... Carolina League All-Star (mid-season)
- 2015..... Chicago's (NL) No. 24 prospect, per *Baseball America*
- 2014..... Midwest League Player of the Week (July 14)
- 2014..... Chicago's (NL) No. 8 prospect, per *Baseball America*
- 2013..... Chicago's (NL) No. 8 prospect, per *Baseball America*
- 2012..... Chicago's (NL) No. 20 prospect, per *Baseball America*
- 2011..... Dominican Summer League All-Star (post-season)



2018

Enjoyed his first full Major League season...Hit a career-high 19 home runs, including four lead-off home runs...Homered in three out of four games, April 13-19...Went 9-for-17 (.529) during that stretch.

2017

Opened the season with the Chicago Cubs before being acquired by the Tigers at the trade deadline...Hit his first career home run, June 29 at Washington (Ross)...Hit .283 with nine doubles, three homers, 16 RBI, 13 walks and 18 runs scored in 38 Major League games.

2016

Made his Major League debut on July 3 at New York (NL)...collected his first hit, a single, off Noah Syndergaard in the seventh inning.

2015

Combined to play in 128 games between Single-A Myrtle Beach and Double-A Tennessee...Selected to the Carolina League midseason All-Star Team and was named an organizational All-Star by MiLB.com.

2014

Split the 2014 season between Single-A Kane County and Single A Daytona, playing in 125 games.

2013

Ranked third in the Midwest league with 35 doubles.

2012

Hit .281 with 14 doubles, six homers, 47 RBI, 26 walks and 34 runs scored in 71 games for rookie-level Boise.

2011

In his first professional season, was a Dominican Summer League All-Star.

PERSONAL

Jeimer Candelario...Was born in New York City but moved to the Dominican Republic at the age of five.

TRANSACTIONS

2010 Signed with Chicago (NL) as a non-drafted free agent, Oct. 2.

2017 Acquired by Detroit along with shortstop Isaac Paredes, a player to be named later and cash considerations in exchange for catcher Alex Avila and left-handed pitcher Justin Wilson.

2022 Signed with Washington as a free agent, Nov. 29.



#80 GERARDO CARRILLO

@gcb998

RHP



BORN / 2023 OPENING DAY AGE 9/13/98 Guadalajara, MEX / 24
BATS / THROWS Right / Right

MLB SERVICE / OPTIONS USED 0.000 / 2 of 3
HEIGHT / WEIGHT 6'1" / 170

SIGNING SCOUT
 Mike Brito (LAD)

ACQUIRED
 Via trade from Los Angeles, July 30, 2021.

CARRILLO CAREER RECORD / UPDATED STATS

YEAR	CLUB	W	L	ERA	G	GS	CG	SHO	SV	IP	H	R	ER	HR	HB	BB	SO	SO/9	WP	BK	BAA
2017	DSL Dodgers	5	2	2.79	14	10	0	0	0	48.1	44	18	15	1	8	14	32	6.0	3	1	.237
2018	Great Lakes	2	1	1.65	9	9	0	0	0	49.0	35	10	9	3	4	15	37	6.8	4	1	.200
	AZL Dodgers	2	0	0.82	4	1	0	0	1	11.0	6	1	1	0	1	2	13	10.6	0	0	.154
2019	Rancho Cucum.	5	9	5.44	23	21	0	0	0	86.0	87	59	52	3	17	51	86	9.0	17	0	.263
2020	Univ. Southern California	Alternate Training Site																			
2021	Tulsa	3	2	4.25	15	14	0	0	0	59.1	49	31	28	9	16	29	70	10.6	4	1	.221
	Harrisburg	0	5	5.59	8	8	0	0	0	37.0	40	28	23	5	7	21	38	9.2	3	0	.270
2022	FCL Nationals	0	0	3.00	2	1	0	0	0	3.0	5	1	1	0	1	0	1	3.0	0	0	.385
	Wilmington	1	0	3.60	9	0	0	0	2	10.0	7	4	4	1	1	5	10	9.0	2	1	.189
	Harrisburg	1	1	11.32	10	0	0	0	0	10.1	14	13	13	1	4	8	17	14.8	2	0	.304
MINORS TOTALS		19	20	4.18	94	64	0	0	3	314.0	287	165	146	23	59	145	304	8.7	35	4	.240

CAREER

Hard-throwing right-hander was acquired by the Nationals from the Dodgers at the 2021 Trade Deadline...Became Washington's No. 6 prospect per MLB Pipeline.com and its No. 7 prospect per *Baseball America* following the trade from the Dodgers...Was added to Los Angeles' 40-man roster following the 2020 season.

2022

Went 2-1 with a 6.94 ERA in 21 games between three levels of Washington's system... Struck out 28 batters in 23.1 innings pitched.

2021

Went 3-7 with a 4.76 ERA in 23 games (22 starts) between Double-A Tulsa and Double-A Harrisburg...Struck out 108 batters in 96.1 innings pitched... His 70 strikeouts ranked seventh in Los Angeles' system prior to the trade...From June 25-Aug. 8, went 2-1 with a 2.53 ERA (9 ER/32.0 IP), 32 strikeouts and a .207 opponents' average in seven starts.

2020

Spent the season at Los Angeles' Alternate Training Site (USC Campus).

2019

In his first full professional season, went 5-9 with a 5.44 ERA in 23 games (21 starts) for Single-A Rancho Cucamonga.

2018

Enjoyed a breakout campaign...Went 4-1 with one save and a 1.50 ERA in 13 games (10 starts) between the Rookie-level Arizona Dodgers and Single-A Great Lakes...Over his last four starts of the season, allowed just two earned runs over 24.0 innings (0.75 ERA), including a pair of scoreless outings on Aug. 12 and Aug. 25.

2017

Went 5-2 with a 2.79 ERA in 14 games (10 starts) for the Dominican Summer League Dodgers.

PERSONAL

Gerardo Carrillo.

TRANSACTIONS

2016 Signed with Los Angeles (NL) as a non-drafted free agent, July 5.

2021 Acquired by Washington along with right-handed pitcher Josiah Gray, catcher Keibert Ruiz and outfielder Donovan Casey in exchange for right-handed pitcher Max Scherzer and shortstop Trea Turner, July 30, 2021.

AWARDS AND HONORS

- 2023** Washington's No. 26 prospect, per *Baseball America*
- 2022** Washington's No. 8 prospect, per *Baseball America*
- 2021** Washington's No. 7 prospect, per *Baseball America* (following trade)
- 2021** Los Angeles' No. 22 prospect, per *Baseball America*
- 2020** Los Angeles' No. 27 prospect, per *Baseball America*
- 2019** Los Angeles' No. 20 prospect, per *Baseball America*

2019 POSTSEASON

NATIONALS PARK

NATIONALS IN THE COMMUNITY

FRONT OFFICE & OWNERSHIP

EXECUTIVES

MANAGER & COACHING STAFF

PLAYERS

2022 IN REVIEW

HISTORY & RECORDS

SCOUTING, RESEARCH & PLAYER DEV.

MEDIA



#44 DONOVAN CASEY

Instagram: [donovancasey32](#)

Twitter: [@donocasey30](#)

OF



BORN / 2023 OPENING DAY AGE **BATS / THROWS**
2/23/96 Stratford, N.J. / 27 Right / Right

MLB SERVICE / OPTIONS USED **HEIGHT / WEIGHT**
0.006 / 1 of 3 6'2" / 223

ROUND / SCHOOL **SIGNING SCOUT**
20th Rd., 2017 Rich Leducia (LAD)
Boston College

ACQUIRED
Acquired from Los Angeles (NL) via trade, July 30, 2021.

CASEY CAREER RECORD / UPDATED STATS

YEAR	CLUB	AVG	G	AB	R	H	TB	2B	3B	HR	RBI	SH	SF	HP	BB	SO	SB	CS	OBP	SLG	OPS	E	
2017	AZL Dodgers	.467	5	15	4	7	8	1	0	0	9	0	1	0	3	3	1	0	.526	.533	1.060	0	
	Ogden	.396	33	139	37	55	85	5	2	7	23	0	0	3	9	18	5	2	.444	.612	1.055	3	
2018	Rancho Cucum.	.253	62	241	43	61	91	8	2	6	30	0	4	1	23	72	2	1	.316	.378	.694	3	
	AZL Dodgers	.316	7	19	4	6	14	3	1	1	6	0	1	0	1	6	0	0	.333	.737	1.070	0	
2019	Rancho Cucum.	.270	100	403	80	109	205	18	9	20	65	0	2	3	37	140	20	3	.335	.509	.844	7	
	Tulsa	.213	25	94	13	20	33	4	0	3	11	0	0	0	7	34	2	0	.267	.351	.618	1	
2020	DID NOT PLAY																						
2021	Tulsa	.296	73	301	51	89	139	15	1	11	36	0	1	6	26	102	15	4	.362	.462	.824	4	
	Harrisburg	.347	12	49	6	17	30	2	1	3	10	0	1	0	1	9	2	1	.353	.612	.965	0	
	Rochester	.179	38	134	15	24	39	9	0	2	9	0	1	3	9	57	5	0	.245	.291	.536	0	
2022	Rochester	.216	84	287	36	62	99	10	3	7	29	1	3	4	22	97	6	2	.278	.345	.623	5	
MINORS TOTALS		.268	439	1682	289	450	743	75	19	60	228	1	14	20	138	538	58	13	.328	.442	.770	19	

CAREER

Acquired from Los Angeles at the 2021 Trade Deadline...Is a non-roster invite to 2023 Spring Training...Was Washington's Defensive Player of the Year in 2021...Was a top-20 prospect and the "Best Athlete" in Washington's Minor League system, per *Baseball America* the last two seasons.

2022

Was recalled from Triple-A Rochester on April 15...Did not appear in a game before being optioned on April 20...Spent the rest of the season with the Red Wings.

2021

Washington's Minor League Defensive Player of the Year...Showed versatility and strong defensive ability after joining the Nationals organization... In his first 25 games with the organization, Casey hit .337 with a .373 on-base percentage and a .568 slugging percentage... He recorded eight doubles, one triple and four home runs in those 25 games... All told, he hit .224 with 11 doubles, one triple, five homers, 19 RBI, three hit-by-pitches, 10 walks, seven stolen bases and 21 runs scored in 50 games between Double-A Harrisburg and Triple-A Rochester... He joined the Nationals after hitting .296 with 15 doubles, one triple, 11 homers, 36 RBI, 26 walks, 15 stolen bases and 51 runs scored in 73 games for Double-A Tulsa this season... His 89 hits ranked tied for sixth in all of Minor League Baseball at the time of the trade... *Baseball America* also rated him as the "Best Defensive Outfielder" and having the "Best Outfield Arm" in the Double-A Central League in 2021... Hit .255 (12-for-47) with three doubles, two homers, 10 RBI, eight walks and eight runs scored in 13 games for Surprise of the Arizona Fall League.

2020

Did not play.

2019

Ranked among Dodgers farmhands in triples (2nd, 9), runs (2nd, 93), hits (3rd, 129), slugging percentage (4th, .509), extra-base hits (5th, 54), home runs (16th, 23), OPS (7th, .844), stolen bases (7th, 22) and RBI (18th, 76).

2018

Hit .258 with 11 doubles, three triples, seven homers, 36 RBI, 24 walks, two stolen bases and 47 runs scored in 69 games.

2017

In his first professional season, hit .403 with six doubles, two triples, seven homers, 32 RBI, 12 walks, six stolen bases and 41 runs scored in 38 games.

PERSONAL

Donovan Casey...Graduated from Sterling High School in Somerdale, N.J...Attended Boston College.

TRANSACTIONS

2017..... Selected by Los Angeles (NL) in the 20th round of the First-Year Player Draft.

2021..... Acquired by Washington along with right-handed pitcher Josiah Gray, catcher Keibert Ruiz and right-handed pitcher Gerardo Carrillo in exchange for right-handed pitcher Max Scherzer and shortstop Trea Turner, July 30.

AWARDS AND HONORS

- 2022**..... Washington's No. 17 prospect, per *Baseball America*
- 2021**..... Washington's Minor League Defensive Player of the Year
- 2021**..... Washington's No. 14 prospect, per *Baseball America* (following trade)
- 2019**..... California League All-Star (post-season)
- 2019**..... California League All-Star (mid-season)

2019 POSTSEASON

NATIONALS IN PARK

THE COMMUNITY

FRONT OFFICE & OWNERSHIP

EXECUTIVES

MANAGER & COACHING STAFF

PLAYERS

2022 IN REVIEW

HISTORY & RECORDS

SCOUTING, RESEARCH & PLAYER DEV.

MEDIA



#41 ANTHONY CASTRO

@tonykstro

RHP



BORN / 2023 OPENING DAY AGE **BATS / THROWS**
4/13/95 Caracas, VEN / 27 Right / Right

MLB SERVICE / OPTIONS USED **HEIGHT / WEIGHT**
1.065 / 3 of 3 6'2" / 191

SIGNING SCOUT
Miguel Angel Garcia (Tigers)

ACQUIRED
Signed as a Minor League free agent, Dec. 10, 2022.

CASTRO CAREER RECORD / UPDATED STATS

YEAR	CLUB	W	L	ERA	G	GS	CG	SHO	SV	IP	H	R	ER	HR	HB	BB	SO	SO/9	WP	BK	AVG
2012	VSL Tigers	1	2	3.38	13	13	0	0	0	53.1	40	32	20	2	10	30	46	7.8	8	1	.212
2013	VSL Tigers	2	2	2.73	13	11	0	0	0	56.0	45	24	17	2	5	17	55	8.8	3	0	.221
2014	GCL Tigers	6	3	4.10	13	12	0	0	0	59.1	53	32	27	1	3	30	50	7.6	5	0	.241
2015	DID NOT PITCH / INJURED																				
2016	GCL Tigers	3	3	4.26	11	10	0	0	0	50.2	52	26	24	0	2	16	54	9.6	13	1	.272
2017	Western Michigan	10	6	2.49	21	21	1	1	0	108.1	91	41	30	4	6	35	95	7.9	5	0	.226
2018	Lakeland	9	4	2.93	22	20	2	0	0	116.2	112	42	38	8	12	43	101	7.8	6	3	.253
	Erie	0	0	8.10	3	3	0	0	0	10.0	8	10	9	1	3	12	4	3.6	2	0	.229
2019	Erie	5	3	4.40	27	18	0	0	1	102.1	75	55	50	9	6	65	116	10.2	7	2	.207
2020	Detroit	0	0	18.00	1	0	0	0	0	1.0	1	2	2	1	0	1	1	9.0	0	0	.250
2021	Buffalo	0	1	1.80	10	0	0	0	0	10.0	6	2	2	1	0	0	15	13.5	0	0	.167
	Toronto	1	2	4.74	25	0	0	0	1	24.2	23	15	13	4	3	8	32	11.7	4	0	.237
2022	Cleveland	0	0	7.43	12	0	0	0	0	13.1	19	15	11	5	0	10	12	8.1	1	0	.345
	Columbus	1	3	3.94	28	0	0	0	3	29.2	25	15	13	2	2	20	39	11.8	3	1	.227
	Norfolk	0	0	2.16	8	0	0	0	0	8.1	8	2	2	0	0	6	8	8.6	0	0	.258
MLB TOTALS		1	2	6.00	38	0	0	0	1	39.0	43	32	26	10	3	19	45	10.4	5	0	.276
MINORS TOTALS		37	27	3.45	169	108	3	1	4	604.2	515	281	232	30	49	274	583	8.7	52	8	.232

CAREER

Former starter turned reliever...Has posted 11.4 strikeouts per 9.0 innings and a 3.31 ERA in 47 Minor League relief appearances over the last two seasons.

2022

Enjoyed five Major League stints with Cleveland before being designated for assignment on Sept. 1...Joined Baltimore's system for the remainder of the season.

2021

Earned his first MLB save on April 21 at Boston (0.1 IP) and first win on June 2 vs. Miami (1.0 IP, BB)...Enjoyed five stints with Toronto.

2020

Made his MLB debut on July 27 vs. Kansas City (1.0 IP, H, 2 ER, HR, BB, SO)...Struck out Bubba Starling for first MLB strikeout.

2019

Went 5-3 with a 4.40 ERA in his final season as a starter...Made nine relief appearances.

2018

Ranked in the Florida State League in ERA (4th, 2.93), WHIP (5th, 1.33), strikeouts (T8th, 101) and innings (10th, 116.2).

2017

Recorded a career-high 10 wins and a career-best 2.49 ERA in 21 starts with Western Michigan.

2016

Ranked fourth in the Gulf Coast League with 54 strikeouts in his return from injury.

2015

Missed the entire 2015 season after undergoing right elbow surgery.

PERSONAL

Anthony Silfredo Castro...Resides in Miranda, Venezuela, during the offseason with his wife, Maria Ortiz.

TRANSACTIONS

2011.....Signed with Detroit as a non-drafted free agent, July 18.

2020....Claimed off waivers by Toronto, Dec. 7.

2022....Acquired by Cleveland in exchange for outfielder Bradley Zimmer, April 8.

2022....Claimed off waivers by Baltimore, Sept. 3.

2022....Signed with Washington as a Minor League free agent, Dec. 10.

AWARDS AND HONORS

2020..... Detroit's No. 19 prospect, per *Baseball America*

2019..... Arizona Fall League Rising Stars

2019..... Detroit's No. 26 prospect, per *Baseball America*

2018..... Detroit's No. 19 prospect, per *Baseball America*

2017..... Midwest League Pitcher of the Week (May 28)

#54 CADE CAVALLI

@cade.cavalli24

@CADECAVALLI

RHP



BORN / 2023 OPENING DAY AGE **BATS / THROWS**
8/14/98 Bixby, Okla. / 24 Right / Right

MLB SERVICE / OPTIONS USED **HEIGHT / WEIGHT**
0.041 / 0 of 3 6'4" / 232

ROUND / SCHOOL **SIGNING SCOUT**
1st Rd., 2020 (22nd) Jerad Head (WSH)
University of Oklahoma

ACQUIRED
Selected 22nd overall in the 2020 First-Year Player Draft

CAVALLI CAREER RECORD / UPDATED STATS

YEAR	CLUB	W	L	ERA	G	GS	CG	SHO	SV	IP	H	R	ER	HR	HB	BB	SO	SO/9	WP	BK	BAA
2020	Fredericksburg									Alternate Training Site											
2021	Wilmington	3	1	1.77	7	7	0	0	0	40.2	24	9	8	1	2	12	71	15.7	0	0	.171
	Harrisburg	3	3	2.79	11	11	0	0	0	58.0	39	19	18	2	0	35	80	12.4	5	0	.188
	Rochester	1	5	7.30	6	6	0	0	0	24.2	33	21	20	2	4	13	24	8.8	1	0	.317
2022	Rochester	6	4	3.71	20	20	1	0	0	97.0	75	43	40	3	9	39	104	9.7	4	0	.215
	Washington	0	1	14.54	1	1	0	0	0	4.1	6	7	7	0	3	2	6	12.5	0	0	.333
MLB TOTALS		0	1	14.54	1	1	0	0	0	4.1	6	7	7	0	3	2	6	12.5	0	0	.333
MINORS TOTALS		13	13	3.51	44	44	1	0	0	220.1	171	92	86	8	15	99	279	11.4	10	0	.214

CAREER

Tall, powerful right-hander was Washington's Minor League Pitcher of the Year in 2021 and 2022...Is Washington's No. 4 prospect and the No. 61 prospect in baseball, per *Baseball America*...For the second season, has the "Best Slider" in Washington's system, per *Baseball America*...Leads all of Minor League Baseball with 0.33 home runs allowed per 9.0 innings since making his professional debut in 2021.

2022

Was named Washington's Minor League Pitcher of the Year for the second consecutive season...Made his Major League debut on Aug. 26 vs. Cincinnati...Struck out Kyle Farmer for his first MLB strikeout...He allowed just three home runs, and his 0.28 home runs allowed per 9.0 innings ranked eighth among Minor League pitchers (min. 75.0 IP)...Ranked eighth in Washington's system with 104 strikeouts...From May 22 to July 27, went 3-0 with a 1.89 ERA (10 ER/47.2 IP) and a .179 opponents average in nine starts...Was selected to represent the Nationals in the 2022 SiriusXM All-Star Futures Game, but did not participate...**2022 Pitch Mix:** 4-Seam Fastball (40.4%) Curveball (33.3%) Changeup (13.1%) Slider (11.1%) Sinker (2%).

2021

Led all of Minor League Baseball with 175 strikeouts, while his 3.36 ERA paced all full-season Nationals Minor Leaguers...He allowed just five home runs, and his 0.36 home runs allowed per 9.0 innings led all of Minor League Baseball (full-season)...Led full-season Nationals Minor Leaguers with a .213 opponents' batting average while his 1.26 walk and hits per innings pitched ranked third...Went 7-9 with a 3.36 ERA, 175 strikeouts and 60 walks in 123.1 innings across 24 starts between three levels of Washington's system...He opened the season with High-A Wilmington, where he went 3-1 with a 1.77 ERA in seven starts...Was promoted to Double-A Harrisburg on June 15 and he would eventually make 11 starts - going 3-3 with a 2.79 ERA - before joining Triple-A Rochester on Aug. 24...Was selected to represent the Washington Nationals in the 2021 SiriusXM All-Star Futures Game.

2020

Was a member of the 60-Player Pool...Spent the entire season at the Alternate Training Site (Fredericksburg)...Participated in Instructional League following the season.

PERSONAL

Steven Cade Cavalli...Graduated from Bixby High School in Bixby, Oklahoma...Attended the University of Oklahoma...Went 1-2 with a 4.18 ERA (11 ER/23.2 IP) and 37 strikeouts against just five walks in four starts for the Sooners prior to the cancellation of the 2020 season...Was named to the 2020 Golden Spikes Award (top amateur player) preseason watch list...As a sophomore in 2019, earned a selection to the Academic All-Big 12 Second Team, as well as First Team All-Big 12 honors as a utility player...Was a member of the USA Baseball Collegiate National Team.

TRANSACTIONS

2017... Selected by Atlanta in the 29th round of the First-Year Player Draft (did not sign).
2020... Selected by Washington in the first round (No. 22 overall) in the First-Year Player Draft.

AWARDS AND HONORS

- 2023..... Washington's No. 4 prospect, per *Baseball America*
- 2022..... Washington's Minor League Pitcher of the Year
- 2022..... MiLB.com Organization All-Star
- 2022..... SiriusXM All-Star Futures Game (LAD)
- 2022..... International League Pitcher of the Week (July 10)
- 2022..... Washington's No. 2 prospect, per *Baseball America*
- 2021..... Washington's Minor League Pitcher of the Year
- 2021..... *Baseball America* Minor League All-Star
- 2021..... MiLB.com Organization All-Star
- 2021..... Double-A Northeast Pitcher of the Week (Aug. 1)
- 2021..... SiriusXM All-Star Futures Game (COL)
- 2021..... High-A East Pitcher of the Week (June 13)
- 2021..... Washington's No. 1 prospect, per *Baseball America*

HOMEGROWN STARTERS

No.	Player	1st MLB Start
1.	John Lannan	7/26/07 at PHI
2.	Jordan Zimmermann	4/20/09 vs. ATL
3.	Ross Detwiler	5/18/09 vs. PIT
4.	Craig Stammen	5/21/09 vs. PIT
5.	Marco Estrada	9/12/09 at FLA
6.	Stephen Strasburg	6/8/10 vs. PIT
7.	Tommy Milone	9/3/11 vs. NYM
8.	Brad Peacock	9/14/11 at NYM
9.	Nathan Karns	5/28/13 vs. BAL
10.	Taylor Jordan	6/29/13 at NYM
11.	Taylor Hill	9/26/14 vs. MIA
12.	A.J. Cole	4/28/15 at ATL
13.	Reynaldo Lopez	7/19/16 vs. LAD
14.	Lucas Giolito	6/28/16 vs. NYM
15.	Erick Fedde	7/30/17 vs. COL
16.	Matt Grace	8/18/17 at SD
17.	Jefry Rodriguez	6/19/18 vs. BAL
18.	Austin Voth	7/14/18 at NYM
19.	Wil Crowe	8/22/20 vs. MIA
20.	Ben Braymer	9/20/20 at MIA
21.	Joan Adon	10/3/21 vs. BOS
22.	Evan Lee	6/1/22 at NYM
23.	Jackson Tetreault	6/14/22 vs. ATL
24.	Cade Cavalli	8/26/22 vs. CIN

2019 POSTSEASON NATIONALS IN THE COMMUNITY PARK
 NATIONALS IN THE COMMUNITY PARK
 FRONT OFFICE & OWNERSHIP
 EXECUTIVES
 MANAGER & COACHING STAFF
 PLAYERS
 IN REVIEW
 HISTORY & RECORDS
 SCOUTING, RESEARCH & PLAYER DEV.
 MEDIA



#6 MICHAEL CHAVIS

Instagram: [michael_chavis11](#)

Twitter: [@MichaelChavis11](#)

INF

BORN / 2023 OPENING DAY AGE **BATS / THROWS**
 8/11/96 Atlanta, Ga. / 27 Right / Right

MLB SERVICE / OPTIONS USED **HEIGHT / WEIGHT**
 3.089 / 2 of 3 5'11" / 195

ROUND / SCHOOL **SIGNING SCOUT**
 1st Rd. (26th) Bruce Moehler (BOS)
 Sprayberry (GA) High School

ACQUIRED
 Signed as a Minor League free agent, Jan. 4, 2022

CHAVIS CAREER RECORD / UPDATED STATS

YEAR	CLUB	AVG	G	AB	R	H	TR	2B	3B	HR	RBI	SH	SF	HP	BB	SO	SB	CS	OBP	SLG	OPS	F
2014	GCL Red Sox	.269	39	134	21	36	57	12	3	1	16	0	0	1	15	38	5	3	.347	.425	.772	7
2015	Greenville	.223	109	435	56	97	176	29	1	16	58	2	1	4	29	144	8	5	.277	.405	.682	20
2016	Greenville	.244	74	279	30	68	109	11	3	8	35	0	1	10	22	74	3	1	.321	.391	.712	10
	Salem	.160	7	25	5	4	4	0	0	0	1	0	0	0	2	7	1	0	.222	.160	.382	1
2017	Salem	.318	59	223	50	71	143	17	2	17	55	0	1	7	19	57	1	0	.388	.641	1.029	11
	Portland	.250	67	248	39	62	122	18	0	14	39	0	3	3	20	56	1	0	.310	.492	.802	6
2018	Lowell	.313	5	16	5	5	12	4	0	1	3	0	0	0	5	5	0	0	.476	.750	1.226	0
	Portland	.303	33	122	23	37	62	7	0	6	17	0	0	4	13	35	3	1	.388	.508	.896	4
	Pawtucket	.273	8	33	8	9	18	3	0	2	7	0	0	0	1	12	0	0	.294	.545	.839	2
2019	Pawtucket	.257	21	70	11	18	43	4	0	7	11	0	1	0	8	21	0	0	.329	.614	.943	1
	Boston	.254	95	347	46	88	154	10	1	18	58	0	0	4	31	127	2	1	.322	.444	.766	8
2020	Boston	.212	42	146	16	31	55	5	2	5	19	0	2	2	8	50	3	0	.259	.377	.636	4
2021	Boston	.190	31	79	12	15	27	4	1	2	6	0	1	1	1	32	1	1	.207	.342	.549	2
	Worcester	.263	24	95	19	25	45	2	0	6	17	0	2	2	8	30	1	0	.327	.474	.801	3
	Pittsburgh	.357	12	42	4	15	21	3	0	1	5	0	0	0	0	10	0	1	.357	.500	.857	0
	Indianapolis*	.278	25	97	19	27	57	6	0	8	20	0	0	7	6	26	1	1	.364	.588	.952	3
2022	Pittsburgh	.229	129	401	39	92	156	16	3	14	49	0	4	2	19	126	1	1	.265	.389	.654	6
MLB TOTALS		.237	309	1015	117	241	413	38	7	40	137	0	7	9	59	345	7	4	.283	.407	.690	20
MINORS TOTALS		.258	471	1777	286	459	848	113	9	86	279	2	9	38	148	505	24	11	.327	.477	.804	118

CAREER

Versatile infielder signed a Minor League contract with an invite to 2023 Major League Spring Training...Was Boston's No. 2 prospect in 2018 and 2019 and their "Best Power Hitter" in 2018, per *Baseball America*.

2022

Made his second Opening Day roster...Put together his best overall season since his rookie year of 2019...Collected a career-high 92 hits...Posted a .996 fielding percentage while playing in a team-high 107 games (82 starts) at first base...Hit a game-tying home run in the eighth inning before a walk-off single in the 10th in an 8-7 win over the Cubs on June 23... Recorded his fourth career multi-homer game on Aug. 9 at Arizona.

2021

Enjoyed five stints with Boston before being acquired by Pittsburgh at the Trade Deadline...Was placed on the Injured List with a right elbow strain on Aug. 31.

2020

Made 21 starts at first base, 11 in left field, seven at second base and one as the designated hitter...Started 11 of his final 14 games in left field, the first appearances in the outfield in his professional career.

2019

Made his Major League debut on April 20 at Tampa Bay (PH) and doubled in his first at bat (Alvarado)...Hit his first MLB home run on April 23 vs. Detroit (Alcantara)...Hit six homers in first 14 games, becoming the third Red Sox player to ever do so, joining Sam Horn (1987) and Bobby Dalbec (2020).

2014-18

Advanced through Boston's system to become one of their top prospects...Put together his best season in 2017, leading Boston's system in nearly every offensive category.

PERSONAL

Michael Scott Chavis (CHAY-vis)...Graduated from Sprayberry (Ga.) High School...Was Georgia's 2014 Gatorade High School Player of the Year.

TRANSACTIONS

2014 Selected by Boston in the first round (No. 26) of the First-Year Player Draft.

2021 Acquired by Pittsburgh in exchange for left-handed pitcher Austin Davis, July 30.

2023 Signed with Washington as a Minor League free agent, Jan. 4.

AWARDS AND HONORS

- 2022 Chuck Tanner Award (Media good guy; PIT BBWAA)
- 2019 American League Rookie of the Month (May)
- 2019 Boston's No. 2 prospect, per *Baseball America*
- 2018 Eastern League Player of the Week (Aug.)
- 2018 Boston's No. 2 prospect, per *Baseball America*
- 2017 Arizona Fall League Rising Star
- 2017 MiLB.com Organization All-Star
- 2017 *Baseball America* All-Star
- 2017 Boston's Minor League Player of the Year
- 2017 Carolina League All-Star (mid-season)
- 2017 Carolina League Player of the Month (May)
- 2017 Carolina League Player of the Week (April 23, May 28)
- 2017 Boston's No. 11 prospect, per *Baseball America*
- 2016 Boston's No. 10 prospect, per *Baseball America*
- 2015 Boston's No. 11 prospect, per *Baseball America*

2019 POSTSEASON NATIONALS IN PARK NATIONALS IN THE COMMUNITY FRONT OFFICE NATIONALS IN THE COMMUNITY & OWNERSHIP EXECUTIVES MANAGER & COACHING STAFF PLAYERS IN REVIEW 2022 HISTORY & RECORDS SCOUTING, RESEARCH & PLAYER DEV. MEDIA



#49 ALEX COLOMÉ

alexcolome37

RHP



BORN / 2023 OPENING DAY AGE 12/31/98 Santo Domingo, DOM / 34
BATS / THROWS Right / Right

MLB SERVICE / OPTIONS USED 8.118 / 3 of 3
HEIGHT / WEIGHT 6'2" / 240

SIGNING SCOUT
 Eddy Toldeo (TBR)

ACQUIRED
 Signed as a Minor League free agent, Jan. 27, 2023.

COLOMÉ CAREER RECORD / UPDATED STATS

Research Tool | Baseball Reference | Savant | FanGraphs

YEAR	CLUB	W	L	ERA	G	GS	CG	SHO	SV	IP	H	R	ER	HR	HB	BB	SO	SO/9	WP	BK	BAA	
2007	DSL Rays	1	6	2.97	14	11	0	0	0	39.1	30	18	13	1	5	31	50	11.44	16	0	.208	
2008	Princeton	0	5	6.80	12	11	0	0	0	46.1	50	45	35	5	7	26	52	10.10	6	3	.272	
2009	Hudson Valley	7	4	1.66	15	15	2	1	0	76.0	46	22	14	0	5	32	94	11.13	5	0	.174	
2010	Bowling Green	6	6	3.95	22	22	1	0	0	114.0	98	59	50	14	4	45	118	9.32	4	2	.233	
	Charlotte	0	0	2.25	1	1	0	0	0	4.0	5	1	1	0	1	0	8	18.00	0	0	.333	
2011	Charlotte	9	5	3.66	19	19	1	0	0	105.2	78	45	43	8	6	44	92	7.84	9	2	.214	
	Montgomery	3	4	4.15	9	9	1	1	0	52.0	41	25	24	5	6	28	31	5.37	8	0	.219	
2012	Montgomery	8	3	3.48	14	14	1	0	0	75.0	69	30	29	2	0	34	75	9.00	5	3	.253	
	Durham	0	1	3.24	3	3	0	0	0	16.2	12	6	6	1	1	9	15	8.10	2	0	.207	
2013	Durham	4	6	3.07	14	14	0	0	0	70.1	63	30	24	5	4	29	72	9.21	5	0	.236	
	Tampa Bay	1	1	2.25	3	3	0	0	0	16.0	14	8	4	2	1	9	12	6.75	1	0	.230	
2014	Charlotte	0	1	1.64	3	3	0	0	0	11.0	7	2	2	0	0	5	10	8.18	2	0	.179	
	Durham	7	6	3.77	15	15	0	0	0	86.0	84	40	36	2	7	30	73	7.64	5	1	.261	
	Tampa Bay	2	0	2.66	5	5	0	0	0	23.2	19	7	7	1	0	10	13	4.94	3	0	.221	
2015	Charlotte	0	1	3.00	2	2	0	0	0	6.0	9	2	2	0	0	0	5	7.50	0	0	.333	
	Durham	1	0	1.93	2	2	0	0	0	9.1	8	2	2	1	1	3	12	11.57	0	0	.242	
	Tampa Bay	8	5	3.94	43	13	0	0	0	109.2	112	50	48	9	4	31	88	7.22	8	0	.271	
2016	Tampa Bay	2	4	1.91	57	0	0	0	37	56.2	43	12	12	6	2	15	71	11.28	1	0	.206	
2017	Tampa Bay	2	3	3.24	65	0	0	0	47	66.2	57	27	24	4	3	23	58	7.83	4	0	.232	
2018	Tampa Bay	2	5	4.15	23	0	0	0	0	11	21.2	24	12	10	1	0	8	23	9.55	4	0	.273
	Seattle	5	0	2.53	47	0	0	0	1	46.1	35	14	13	6	3	13	49	9.52	6	1	.207	
2019	Chicago (AL)	4	5	2.80	62	0	0	0	30	61.0	42	28	19	7	1	23	55	8.11	4	0	.191	
2020	Chicago (AL)	2	0	0.81	21	0	0	0	12	22.1	13	3	2	0	1	8	16	6.45	0	0	.163	
2021	Minnesota	4	4	4.15	67	0	0	0	17	65.0	68	41	30	8	4	23	58	8.03	2	0	.264	
2022	Colorado	2	7	5.74	53	0	0	0	4	47.0	57	36	30	5	0	22	32	6.13	4	1	.300	
MLB TOTALS		34	34	3.34	446	19	0	0	159	536.0	484	238	199	49	19	185	475	7.98	37	2	.240	
MINORS TOTALS		46	48	3.55	145	141	6	2	0	711.2	600	327	281	46	47	316	707	8.94	67	11	.231	

2020 POSTSEASON

RD.	CLUB, OPP.	W	L	ERA	G	GS	CG	SHO	SV	IP	H	R	ER	HR	HB	BB	SO	SO/9	WP	BK	BAA
ALWC	CWS vs. OAK	0	0	0.00	2	0	0	0	1	2.0	0	0	0	0	0	1	1	4.50	0	0	.000
TOTALS		0	0	0.00	2	0	0	0	1	2.0	0	0	0	0	0	1	1	4.50	0	0	.000

CAREER

Veteran reliever signed a Minor League contract with an invite to 2023 Major League Spring Training...Enters 2023 ranked seventh among active players with 159 career saves...Led the American League with 47 saves in 2017... In 2018, recorded 12 saves and 30 holds with Tampa Bay and Seattle, becoming the first pitcher in Major League history to record at least 10 saves and 30 holds in a season...Is the nephew of former Nationals pitcher Jesus Colomé (2007-09)...Is pronounced COLE-uh-may.

2022

Started strong, going 2-2 with four saves and a 2.86 ERA in 36 appearances in the first half of the season...He did not allow an earned run in 17 games from May 11 to June 18...Posted a 1.38 ERA (2 ER/13.0 IP) with a .196/.208/.223 slash line during the month of June...His 53 appearances ranked third on the club...**2022 Pitch Mix:** Cutter (84.4%) 4-Seam Fastball (15.6%).

2021

Went 2-0 with 11 saves and a 1.96 (4 ER/18.1 IP) in 19 games from July 31 to Sept. 10...Led the Majors in saves during that span...Offered scoreless relief in 21 of his last 27 appearances of the season, pitching to a 3.38 ERA along the way...**2021 Pitch Mix:** Cutter (70.5%) 4-Seam Fastball (29.5%).

AWARDS AND HONORS

- 2017..... American League Reliever of the Month (Aug.)
- 2016..... American League All-Star (SDP)
- 2015..... Tampa Bay's No. 2 prospect, per *Baseball America*
- 2014..... Tampa Bay's No. 5 prospect, per *Baseball America*
- 2013..... International League Pitcher of the Week (May 20)
- 2013..... Tampa Bay's No. 6 prospect, per *Baseball America*
- 2012..... Southern League Pitcher of the Week (July 30)
- 2012..... Tampa Bay's No. 5 prospect, per *Baseball America*
- 2011..... MiLB.com Organization All-Star
- 2011..... Florida State League All-Star (mid-season)
- 2011..... Florida State League Pitcher of the Week (May 2)
- 2011..... Tampa Bay's No. 7 prospect, per *Baseball America*
- 2010..... Midwest League All-Star (mid-season)
- 2010..... Tampa Bay's No. 7 prospect, per *Baseball America*
- 2009..... New York-Penn League Player of the Year
- 2009..... New York-Penn League All-Star (mid-season)
- 2009..... Tampa Bay's No. 24 prospect, per *Baseball America*

2019 POSTSEASON

NATIONALS PARK

THE COMMUNITY

FRONT OFFICE

EXECUTIVES & OWNERSHIP

MANAGER & COACHING STAFF

PLAYERS

2022 IN REVIEW

HISTORY & RECORDS

SCOUTING, RESEARCH & PLAYER DEV.

MEDIA



2020

Ranked second among American League relievers with a 0.81 ERA and was tied for third with 12 saves.

2019

Ranked among American League relievers in save percentage (2nd, 90.9) and saves (T4th, 30).

2018

Became the first pitcher in major league history to record at least 10 saves and 30 holds in a season.

2017

Became the first pitcher in Rays franchise history to lead Major League Baseball in saves (47).

2016

Named an American League All-Star...Tied for fourth in the American League with 37 saves.

2015

Was one of three pitchers in baseball to make at least 12 starts and 30 relief appearances....His eight wins ranked tied for third among AL rookies.

2014

Enjoyed three Major League stints with the Rays, going 2-0 with a 2.66 ERA.

2013

Made his Major League debut on May 30 at Miami (W, 5.2 IP, 1 ER, 5 H, 7 SO).

2007-12

Advanced through Tampa's organization, working his way from the No. 24 prospect to the No. 2 prospect.

PERSONAL

Alexander Manuel Colomé (COLE-uh-may)...Is married to wife, Ironelis...They have three children: Melanny, Emmanuel and Alexandra.

TRANSACTIONS

2007...Signed with Tampa Bay as a non-drafted free agent, March 20.

2018...Acquired by Seattle with outfielder Denard Span and cash considerations in exchange for right-handed pitcher Andrew Moore and right-handed pitcher Tommy Romero, May 25.

2018...Acquired by Chicago (NL) in exchange for catcher Omar Narvaez, Nov. 30.

2021...Signed with Minnesota as a free agent, Feb. 12.

2022...Signed with Colorado as a free agent, March 17.

2023...Signed with Washington as a Minor League free agent, Jan. 27.

POTUS AND THE NATIONALS

Since baseball returned to the Nation's Capital in 2005, the Commander in Chief has taken in eight Nationals games, including four at Nationals Park:

Thu., April 14, 2005 vs. Arizona Diamondbacks (43,861 attendance)

Final Score:	Arizona	3
	WASHINGTON	5

NOTE: President Bush threw out the ceremonial first pitch as MLB returned to nation's capital for first time since 1971.

Fri., June 24, 2005 vs. Toronto Blue Jays (36,689 attendance)

Final Score:	Toronto	0
	WASHINGTON	3

NOTE: President Bush attended with Secretary of State Condoleezza Rice.

Sat., July 8, 2006 vs. San Diego Padres (27,060 attendance)

Final Score:	San Diego	5
	WASHINGTON	2

NOTE: President Bush attended with Mrs. Bush and Secretary of State Condoleezza Rice. The contest marked Mrs. Bush's first visit to RFK Stadium for a Nationals game.

Thu., July 5, 2007 vs. Chicago Cubs (22,594 attendance)

Final Score:	Chicago (NL)	4
	WASHINGTON	2

NOTE: President Bush kick started his July 6 birthday with a final trip to RFK Stadium.

Sun., March 30, 2008 vs. Atlanta Braves (39,389 attendance)

Final Score:	Atlanta	2
	WASHINGTON	3

NOTE: President Bush opened Nationals Park with the first pitch in front of a national-television audience as part of ESPN's Sunday Night Baseball. Ryan Zimmerman hit a game-ending solo home run in the ninth inning to give Washington its initial Nationals Park win.

Mon., April 5, 2010 vs. Philadelphia Phillies (41,290 attendance)

Final Score:	Philadelphia	11
	WASHINGTON	1

NOTE: President Obama made his first appearance at Nationals Park and threw out the ceremonial first pitch while wearing a Nationals jacket and a White Sox cap. The Nationals jumped out to 1-0 lead in the first inning, but a five-run fourth inning sparked the Phillies to the win in Roy Halladay's NL debut.

Fri., June 18, 2010 vs. Chicago White Sox (40,325 attendance)

Final Score:	Chicago (AL)	2 (11 inn.)
	WASHINGTON	1

NOTE: President Obama returned to Nationals Park to see Stephen Strasburg pitch against his favorite AL team. Strasburg did not disappoint, walking none and fanning 10 in 7.0 innings of four-hit, one-run ball. Alex Rios' infield single in the 11th snapped a 1-1 deadlock.

Sun., Oct. 27, 2019 vs. Houston Astros (43,910 attendance)

Final Score:	Houston	7
	WASHINGTON	1

NOTE: President Trump took in Game 5 of the 2019 World Series in which Max Scherzer was scratched that afternoon with neck stiffness. Joe Ross filled in admirably (5.0 IP, 5 H, 4 ER) but Houston's Gerrit Cole stymied the Nationals with 7.0 innings of one-run ball.

#46 PATRICK CORBIN

patrickcorbin46

@PatrickCorbin46

LHP



BORN / 2023 OPENING DAY AGE **BATS / THROWS**
7/19/89 Clay, N.Y. / 31 Left / Left

MLB SERVICE / OPTIONS USED **HEIGHT / WEIGHT**
10.105 / 1 of 3 6'4" / 226

ROUND / SCHOOL **SIGNING SCOUT**
2nd Rd., 2009 Tom Kotchman (LAA)
Chipola (FL) Junior College

ACQUIRED
Signed with Washington as a free agent, Dec. 7, 2018

CORBIN CAREER RECORD / UPDATED STATS

YEAR	CLUB	W	L	ERA	G	GS	CG	SHO	SV	IP	H	R	ER	HR	HB	BB	SO	SO/9	WP	BK	BAA
2009	Orem	4	2	5.05	13	12	0	0	0	46.1	59	34	26	6	0	11	46	8.9	6	1	.291
2010	Cedar Rapids	8	0	3.86	9	9	0	0	0	58.1	52	28	25	2	3	10	42	6.5	4	1	.245
	Rancho Cucamonga	5	3	3.88	11	11	0	0	0	60.1	57	29	26	7	1	18	64	9.5	6	0	.247
	Visalia	0	1	1.38	8	8	0	0	0	26.0	17	4	4	1	0	9	30	10.4	0	0	.189
2011	Mobile	9	8	4.21	26	26	1	1	0	160.1	172	78	75	15	12	40	142	8.0	16	1	.275
2012	Mobile	2	0	1.67	4	4	0	0	0	27.0	22	5	5	0	1	8	25	8.3	2	0	.234
	Arizona	6	8	4.54	22	17	0	0	1	107.0	117	56	54	14	4	25	86	7.2	1	0	.280
	Reno	3	2	3.44	9	9	0	0	0	52.1	57	24	20	4	1	15	55	9.5	1	0	.274
2013	Arizona	14	8	3.41	32	32	3	0	0	208.1	189	81	79	19	9	54	178	7.7	13	0	.240
2014										DID NOT PITCH / Injured											
2015	Visalia*	0	1	54.00	1	1	0	0	0	0.2	4	4	4	0	0	2	0	0.0	0	0	.667
	Mobile*	1	0	2.76	3	3	0	0	0	16.1	13	6	5	1	1	5	11	6.3	1	0	.220
	Arizona	6	5	3.60	16	16	0	0	0	85.0	91	34	34	9	2	17	78	8.3	4	0	.272
2016	Arizona	5	13	5.35	36	24	0	0	1	155.2	177	109	89	24	5	66	131	7.6	9	0	.286
2017	Arizona	14	13	4.03	33	32	0	0	0	189.2	208	97	85	26	3	61	178	7.5	10	0	.276
2018	Arizona	11	7	3.15	33	33	1	1	0	200.0	162	70	70	15	5	48	246	11.1	8	0	.218
2019	Washington	14	7	3.25	33	33	1	1	0	202.0	169	81	73	24	3	70	238	10.6	4	0	.227
2020	Washington	2	7	4.66	11	11	0	0	0	65.2	85	35	34	10	0	18	60	8.2	1	1	308
2021	Washington	9	16	5.82	31	31	0	0	0	171.2	192	114	111	37	3	60	143	7.5	0	0	.286
2022	Washington	6	19	6.31	31	31	1	0	0	152.2	210	119	107	27	7	49	128	7.6	2	0	.321
MLB TOTALS		87	103	4.31	278	260	6	2	2	1537.2	1600	796	736	205	41	468	1466	8.6	52	1	.266
MINORS TOTALS		32	17	3.82	84	83	1	1	0	447.2	453	212	190	36	19	118	415	8.3	36	3	.262

CAREER BATTING RECORD

YEAR	CLUB	AVG	G	AB	R	H	TB	2B	3B	HR	RBI	SH	SF	HP	BB	SO	SB	CS	OBP	SLG	OPS	E
MLB TOTALS		.151	226	410	30	62	77	9	3	0	23	38	0	1	21	169	0	1	.194	.188	.382	4

2019 POSTSEASON

RD.	CLUB	OPP.	W	L	ERA	G	GS	CG	SHO	SV	IP	H	R	ER	HR	HB	BB	SO	SO/9	WP	BK	BAA
NLWC	WSH	vs. MIL	0	0	0.00	0	0	0	0	0	0.0	0	0	0	0	0	0	0	0.0	0	0	.000
NLDS	WSH	vs. LAD	0	2	7.88	3	1	0	0	0	8.0	7	8	7	0	1	7	14	15.8	0	0	.219
NLCS	WSH	vs. STL	1	0	6.75	2	1	0	0	0	5.1	4	4	4	1	0	3	12	20.3	0	0	.200
WS	WSH	vs. HOU	1	1	3.60	3	1	0	0	0	10.0	10	4	4	1	0	2	10	9.0	0	0	.263
TOTALS			2	3	5.79	8	3	0	0	0	23.1	21	16	15	2	1	12	36	13.9	0	0	.233

ALL-STAR GAME RECORD

YEAR	CLUB	SITE	W	L	FRA	G	GS	CG	SHO	GF	SV	IP	H	R	ER	HR	HB	BB	SO	WP	BK	BAA	
2013	NL	at NYM	0	1	9.00	1	0	0	0	0	0	1.0	2	1	1	0	0	0	0	0	0	.500	
2018	NL	at WSH										DID NOT PITCH											
TOTALS			0	1	9.00	1	0	0	0	0	0	1.0	2	1	1	0	0	0	0	0	0	.500	

CAREER

Left-handed pitcher signed a six-year contract with the Nationals on Dec. 7, 2018...Was the winning pitcher in Game 7 of the 2019 World Series...In his first season with the Nationals in 2019, he matched a career high with 14 wins and his 3.25 ERA was the second-best of his career...Is a two-time National League All-Star (2018, 2013)...In six seasons with the Arizona Diamondbacks, he went 56-54 with a 3.91 ERA in 172 games (154 starts)...He left Arizona ranked third in Diamondbacks history in starts, strikeouts (897) and innings pitched (945.2)...His 56 wins ranked fourth in the club's history...Enters 2023 leading Major League Baseball with 195 starts and ranking fourth with 1,137.1 innings pitched since the start of the 2016 season...Has started at least 30 games for five consecutive full seasons (2017-19, 2021-22), joining Gerrit Cole as the only pitchers since 2017 to accomplish the feat...Since 2019, Corbin is 27-3 with a 2.63 ERA when he throws at least 6.0 innings and receives at least three runs of support...The Nationals are 30-3 in those games.

STRIKEOUTS BY MLB LHP - SINCE 2018

Rk.	Player	Strikeouts
1.	Robbie Ray	928
2.	Patrick Corbin	815
3.	Blake Snell	772
4.	Clayton Kershaw	687
5.	Andrew Heaney	628

2022

Led Nationals pitchers with 31 starts and 152.2 innings pitched...Pitched to a 1.96 ERA (4 ER/18.1 IP) with 13 strikeouts and four walks in three starts from Aug. 21-Sept. 3... Enjoyed his best extended stretch of the season from Aug. 16 to Sept. 20, going 2-2 with a 3.35 ERA...Walked just six batters along the way...Threw his sixth career complete game on May 4 at Colorado (8.0 IP, 9 H, 3 ER, 3 SO)...Matched a career high with 12 strikeouts on June 28 vs. Pittsburgh (8.0 IP, 5 H, ER, 12 SO, 2 BB)...**2022 Pitch Mix:** Sinker (43.5%) Slider (29.4%) 4-Seam Fastball (18.8%) Changeup (8.3%).

2021

Led Nationals starters with 31 starts and 171.2 innings pitched...In 13 starts from April 20-June 20, went 5-3 with a 3.97 ERA and 56 SO in 70.1 innings pitched...Posted a 2.79 ERA (6 ER/19.1 IP) in three starts from June 9-June 20...This strong run came after allowing 15 earned runs in 6.1 innings pitched across his first two starts of season...Bounced back in his third start, tossing 6.0 shutout innings on April 20 vs. St. Louis...Tossed a season-high 8.1 innings on June 15 vs. Pittsburgh (8 H, ER, BB, 7 SO)...Finished the 2021 season strong, going 2-2 with a 3.82 ERA with 29 strikeouts in 30.2 innings pitched across his last five starts of the season...Allowed two earned runs in 12.2 innings pitched (1.42 ERA) in his final two starts...Tossed 6.2 shutout innings on Sept. 23 at Cincinnati (4 H, 4 BB, 7 SO)...**2021 Pitch Mix:** Slider (38.2%) Sinker (28.5%) 4-Seam (27.9%) Changeup (4.2%) Curve (0.9%) Cutter (0.3%)

2020

Opened his second season in Washington with 6.1 innings of two-hit, one-run ball on July 26 vs. New York (AL)...He retired the first 11 batters...Struck out a season-high nine batters on Aug. 21 vs. Miami...Generated 91 swings and misses with the slider, the most of any left-handed pitcher...39 of his 60 strikeouts came via slider, most among left-handed pitchers...**2020 Pitch Mix:** Slider (40.3%) Sinker (29.8%) Four Seamer (22.3%) Changeup (5.6%) Curve (2.1%).

2019

Ranked in the National League in strikeouts (4th, 238), innings (5th, 202.0), fWAR (6th, 4.8), ERA (8th, 3.25) and strikeouts per 9.0 IP (8th, 10.60)...His 238 strikeouts ranked first among National League left-handed pitchers...In 16 starts at home, he went 8-2 with a 2.40 ERA and 125 strikeouts...He gave up two or fewer earned runs in 13 of the 16 starts...His 2.40 home ERA ranked sixth in Major League Baseball, fifth in the National League and third in a single season in Nationals history (2005-pres)...Held opposing left-handed hitters to a .248 slugging percentage (2 2B, 2 HR) and .190 batting average (26-for-137), the best marks among Major League left-handed starting pitchers...Went 7-2 with a 3.15 ERA in 15 starts post All-Star break...According to Statcast, he threw his slider 37.1% of the time in 2019, an average of 37 per start (most: 51 on 5/4 at PHI and 7/19 at ATL)...161 of his 238 strikeouts were via the slider, the most in MLB in 2019 (Justin Verlander, 2nd/127)...Generated 342 swings and misses with the slider, the most of any pitcher (Matthew Boyd, 2nd/231)...Made his career Postseason debut, starting in Game 1 of the NLDS...Went on to make two more starts (Game 4 NLCS, Game 4 WS) and five relief appearances...In Game 4 of the NLCS against St. Louis, he struck out 12 batters in 5.0 innings pitched and allowed four earned runs on four hits with three walks...He matched Stephen Strasburg for the most strikeouts in a Postseason game in franchise history and became the first pitcher in MLB Postseason history to log 12 strikeouts while not pitching more than 5.0 innings...He also became first pitcher in Postseason history to start a potential series-clinching game with four straight strikeouts...Tossed 1.1 scoreless innings in Game 5 of the NLDS and tossed 0.1 scoreless inning in Game 2 of the NLCS...Earned the win after tossing 3.0 innings of scoreless ball in Game 7 of the World Series.

AWARDS AND HONORS

- 2019 World Series Champion (WSH)
- 2019 National League Warren Spahn Award
- 2018 Arizona's Most Valuable Pitcher (ARI BBWAA)
- 2018 National League All-Star at WSH
- 2018 National League Player of the Week (April 22)
- 2013 Arizona's Most Valuable Pitcher (ARI BBWAA)
- 2013 Rawlings Gold Glove Award Finals (NL P)
- 2013 National League All-Star at NYM
- 2013 National League Pitcher of the Month (May)
- 2012 Arizona's No. 9 prospect, per *Baseball America*
- 2011 Southern League All-Star (mid-season)
- 2011 Southern League Pitcher of the Week (July 11)
- 2011 Southern League Pitcher of the Week (June 13)
- 2011 Southern League Pitcher of the Week (June 6)
- 2011 Arizona's No. 9 prospect, per *Baseball America*
- 2010 MiLB.com Organization All-Star
- 2010 Los Angeles' No. 9 prospect, per *Baseball America*



2018

Went 11-7 with a 3.15 ERA and 246 strikeouts in 33 starts in his final season in Arizona...He set career marks in nearly every category, including ERA, strikeouts, games started, innings pitched (200.0), WHIP (1.05), hits allowed per 9.0 innings (7.29), home runs allowed per 9.0 innings (0.68), strikeouts per 9.0 innings (11.07) and strikeout-to-walk ratio (5.13)...Ranked in the top five in the National League in home runs per 9.0 innings (2nd, 0.68), strikeouts per 9.0 innings (3rd, 11.07), strikeouts (3rd, 246), strikeout-to-walk ratio (3rd, 5.13), opponent on-base percentage (4th, .270), WHIP (4th, 1.05) and opponent OPS (5th, .607)...Became just the fifth left-handed pitcher since 1990 (10th season overall) to record a season with at least 200.0 innings, 200 strikeouts and fewer than 15 home runs allowed...Traded only Max Scherzer in the National League with 54 three-pitch strikeouts and 211 strikeouts swinging...Joined Randy Johnson (6 times) as the only lefty pitcher in Arizona club history with 10+ wins in at least three seasons...Became the eighth pitcher in Major League history (fourth in the NL) with 200.0 innings to not allow an unearned run (STL Ted Wilks, 1944; ATL Dick Ruthven, 1976; CHI Rick Sutcliffe, 1988; ANA Kelvim Escobar, 2004; BOS Curt Schilling, 2006; BOS Daisuke Matsuzaka, 2007 and CLE Carlos Carrasco, 2017)...Tossed a one-hit shutout on April 17 vs. San Francisco, his first career shutout...He began the game with 7.2 hitless innings before surrendering a check-swing infield single to Brandon Belt.

2017

Went 14-13 with a 4.03 ERA in 33 games (32 starts)...Tied his career highs in wins (14), starts (32) and strikeouts (178), all matching his numbers from his 2013 All-Star season...In 15 starts after the All-Star break, went 8-4 with a 3.26 ERA...Posted a career-high 20.1-inning scoreless streak from Aug. 6-22.

2016

In his fourth season with Arizona, went 5-13 with one save and a 5.15 ERA in 36 games (24 starts)...Went 1-1 with one save and a 2.70 ERA (7 ER/23.1 IP) in 12 relief appearances...Induced a career-high 15 double plays...Led all pitchers with a .313 average (15-for-48) and .327 OBP while ranking second with a .417 SLG.

2015

Worked his way back from March 2014 Tommy John ligament-replacement surgery...Went 6-5 with a 3.60 ERA in 16 starts...Was 5-2 with a 1.58 ERA (10 ER/57.0 IP) in nine starts when throwing at least 6.0 innings...Tied his career high with 10 strikeouts on July 24 vs. Milwaukee (fourth time).

2014

Missed the season following Tommy John ligament-replacement surgery on his left elbow (March 25, Dr. James Andrews).

2013

Was named to his first National League All-Star team...Went 14-8 with a 3.41 ERA (79 ER in 208.1 IP) and 178 strikeouts in his first full Major League season...Ranked among NL leaders in first-pitch strikes (1st, 70%), complete games (T3rd, 3), quality starts (T6th, 23), innings pitched (9th), starts (T9th) and wins (T10th)...Arizona went 23-9 in his starts, including winning his first 13...The 23 team went tied for most in NL...Tied the club record with a 9-0 start to the season (also Brandon Webb from March 31-May 15, 2008)...Opened the season with a club-record nine straight starts of at least 6.0 innings pitched and two runs allowed or less...Tossed his first complete game on May 20 at Colorado.

2012

Went 6-8 with a 4.54 ERA in 22 games (17 starts)...Had his contract selected on April 30 and earned the win in his debut that night at Miami...Was the youngest pitcher (22 years, 286 days) to make his first MLB start as a D-back since Edgar Gonzalez on June 1, 2003 at San Diego (20 years, 98 days).

2011

Spent the entire season with Double-A Mobile, going 9-8 with a 4.21 ERA...Led the Southern League in strikeouts (142) and innings pitched (160.1).

2010

Combined to go 13-4 with a 3.42 ERA in 28 starts between Single-A Cedar Rapids, Single-A Rancho Cucamonga and Single-A Visalia.

2009

Went 4-2 with a 5.05 ERA in 13 games (12 starts) during his first professional season.

PERSONAL

Patrick Alan Corbin...Is a 2007 graduate of Cicero North Syracuse (N.Y.) High School...Played basketball and baseball at Mohawk Valley (N.Y.) Community College before transferring to Chipola (Fla.) Junior College...Is married to wife, Jen...They have one son, Weston.

TRANSACTIONS

2009 ...Selected by Los Angeles (NL) in the second round of the First-Year Player Draft.

2010 ...Acquired by Arizona along with left-handed pitcher Joe Saunders, left-handed pitcher Tyler Skaggs and right-handed pitcher Rafael Rodriguez in exchange for right-handed pitcher Dan Haren, July 25.

2018 ...Signed with Washington as a free agent, Dec. 7.

#56 MATT CRONIN

Instagram [@mg_cronin](#)

Twitter [@mg_cronin](#)

LHP



BORN / 2023 OPENING DAY AGE **BATS / THROWS**
 9/20/97 Navarre, Fla. / 25 Left / Left

MLB SERVICE / OPTIONS USED **HEIGHT / WEIGHT**
 0.000 / 0 of 3 6'2" / 210

ROUND / SCHOOL **SIGNING SCOUT**
 4th Rd., 2019 Jerad Head (WSH)
 University of Arkansas

ACQUIRED
 Selected in the fourth round of the 2019 First-Year Player Draft.

CRONIN CAREER RECORD / UPDATED STATS

YEAR	CLUB	W	L	ERA	G	GS	CG	SHO	SV	IP	H	R	ER	HR	HB	BB	SO	SO/9	WP	BK	BAA
2019	Hagerstown	0	0	0.82	17	0	0	0	1	22.0	11	3	2	1	1	11	41	16.8	1	0	.153
2020	Fredericksburg									Alternate Training Site											
2021	Wilmington	2	0	1.23	10	0	0	0	4	14.2	8	2	2	0	1	5	28	17.2	0	0	.163
	Harrisburg	0	1	5.56	10	0	0	0	0	11.1	9	9	7	2	0	10	18	14.3	0	0	.220
	FCL Nationals	2	0	2.25	3	0	0	0	0	4.0	3	1	1	0	0	1	4	9.0	1	0	.214
2022	Harrisburg	1	0	0.00	14	0	0	0	0	16.1	5	1	0	0	0	7	22	12.1	2	0	.096
	Rochester	3	1	3.53	34	0	0	0	0	35.2	30	16	14	3	1	15	34	8.6	2	0	.229
MINORS TOTALS		8	2	2.25	88	0	0	0	5	104.0	66	32	26	6	3	49	147	12.7	6	0	.184

CAREER

Left-handed reliever was added to Washington's 40-man roster following the 2022 season...2023 will be his third Major League Spring Training in 2022...Is Washington's top left-handed relief prospect and the No. 18 prospect in the organization, per *Baseball America*...Left-handed batters are 24-for-128 (.188) with five extra-base hits (4 2B, HR) and 54 strikeouts in 147 plate appearances against him...Has a 35.5% strikeout rate and a 2.25 ERA in 104.0 career innings, the best marks among Nationals Minor Leaguers (min. 100.0 IP) since 2019.

2022

Went 4-1 with a 2.42 ERA in 48 games between Double-A Harrisburg and Triple-A Rochester...He struck out 56 batters, surrendered just three home runs and held opposing batters to a .191 average in 52.0 innings...Provided scoreless relief in 37 of 48 appearances...His 48 appearances were tied for the fourth most among any Nationals Minor League pitcher...He did not allow an earned run in his first 16 appearances (18.1 IP) from April 9 through May 30...Struck out 24 batters and allowed just seven hits (.117 opp. AVG) over this stretch.

2021

Went 4-1 with four saves and a 3.00 ERA in 23 games between three levels of Washington's system...Struck out 50 batters in 30.0 innings pitched...Held opposing batters to a .192 average with two doubles, one triple and two home runs...Opened the season with High-A Wilmington...Tossed scoreless relief in eight of 10 outings before being promoted to Double-A Harrisburg on June 15...Struck out at least one batter in 22 of 23 outings and more than one batter in 17 of the 23 games...Tossed more than 1.0 inning in nine of 23 outings...Went 3-0 with a 1.62 ERA (3 ER/16.2 IP) and a .164 opp. average in those outings.

2020

Was a member of the 60-Player Pool...Spent the entire season at the Alternate Training Site (Fredericksburg)...Participated in Instructional League following the season.

2019

Reported to Single-A Hagerstown following the 2019 First-Year Player Draft...Pitched to a 0.82 ERA (2 ER/22.0 IP) in 17 relief appearances with 41 strikeouts, 11 walks and a .153 opponents' batting average...Struck out at least two batters in 12 of the 17 appearances...Allowed just one hit (1-for-15) to a left-handed batter in 21 plate appearances.

PERSONAL

Matthew Gerald Cronin...Graduated from Navarre High School in Navarre, Florida...Attended the University of Arkansas...As a junior in 2019, went 1-0 with 12 saves and a 2.00 ERA (6 ER/27.0 IP) en route to being named a third-team All-American by *Collegiate Baseball* and second-team All-SEC...Recorded 26 saves in three collegiate seasons, second-most in school history.

TRANSACTIONS

2019 Selected by Washington in the fourth round of the First-Year Player Draft.

AWARDS AND HONORS

- 2023 Washington's No. 18 prospect, per *Baseball America*
- 2022 Washington's No. 15 prospect, per *Baseball America*
- 2021 Washington's No. 9 prospect, per *Baseball America*
- 2020 Washington's No. 14 prospect, per *Baseball America*



2019 POSTSEASON
 NATIONALS IN THE COMMUNITY PARK
 FRONT OFFICE
 NATIONALS IN THE COMMUNITY PARK
 EXECUTIVES
 & OWNERSHIP
 MANAGER & COACHING STAFF
 PLAYERS
 2022 IN REVIEW
 HISTORY & RECORDS
 SCOUTING, RESEARCH & PLAYER DEV.
 MEDIA



#70 JEREMY DE LA ROSA

jeremydrosa

OF



BORN / 2023 OPENING DAY AGE BATS / THROWS
1/16/92 Santo Domingo, DOM / 21 Left / Left

MLB SERVICE / OPTIONS USED HEIGHT / WEIGHT
0.000 / 0 of 3 6'0" / 215

SIGNING SCOUT
Modesto Ulloa (WSH)

ACQUIRED
Signed as a non-drafted free agent, July 2, 2018.

DE LA ROSA CAREER RECORD / UPDATED STATS

YEAR	CLUB	AVG	G	AB	R	H	TB	2B	3B	HR	RBI	SH	SF	HP	BB	SO	SB	CS	OBP	SLG	OPS	F	
2018																							
2019	GCL Nationals	.232	26	82	14	19	30	1	2	2	10	0	2	3	12	29	3	2	.343	.366	.709	1	
2020	Fredericksburg																						
2021	Fredericksburg	.209	87	326	34	68	103	12	4	5	22	0	0	2	30	122	7	8	.279	.316	.595	8	
2022	Fredericksburg	.315	69	279	56	88	141	19	2	10	57	0	0	0	36	78	26	5	.394	.505	.899	7	
	Wilmington	.195	32	118	10	23	32	4	1	1	10	1	1	1	12	37	13	2	.273	.271	.544	2	
MINORS TOTALS		.246	214	805	114	198	306	36	9	18	99	1	3	6	90	266	49	17	.325	.380	.705	18	

Research Tool

BASEBALL REFERENCE

savant

FANGRAPH

DID NOT PLAY / Signed Late

Alternate Training Site

CAREER

Washington's 2022 co-Hitter of the Year was added to the 40-man roster following the 2022 season...2023 marks his first Major League Spring Training.

2022

Enjoyed a breakout season...Was named co-Hitter of the Year after ranking in Washington's Minor League system in stolen bases (T2nd, 39), on-base percentage (4th, .358), batting average (5th, .280), OPS (5th, .794), RBI (T5th, 67) and total bases (6th, 173)... He set career highs in nearly every statistical category...He was one of only 12 players in all of Minor League Baseball to put together a slash line of .280/.358/.436 or better to go along with 39 stolen bases...Was named Carolina League Player of the Month for the month of May, hitting .372/.433/.553 with six doubles, a triple, three home runs, 10 walks, 17 RBI, 18 runs scored and 10 stolen bases...His 35 hits that month were most in the Carolina League...He opened his 2022 season hitting safely in 31 of 35 games through May 21, including a season-high 12-game hitting streak from April 15-29...Was promoted to High-A Wilmington on July 12... At the time of the promotion, he ranked among Carolina League hitters in average (1st, .315), hits (1st, 88), total bases (1st, 141) RBI (2nd, 57), OBP (5th, .394), slugging percentage (2nd, .505), OPS (2nd, .899) and runs scored (2nd, 56)...Had season cut short due to hamate surgery.

2021

Spent the season with Single-A Fredericksburg...At 19 years old, was one of the youngest players in the league.

2020

Was a member of the 60-Player Pool...Spent the entire season at the Alternate Training Site (Fredericksburg)...Participated in Instructional League following the season

2019

In his first professional season, appeared in 26 games for the GCL Nationals.

PERSONAL

Jeremy Jose De La Rosa.

TRANSACTIONS

2018Signed as a non-drafted free agent, July 2.

AWARDS AND HONORS

- 2023 Washington's No. 8 prospect, per *Baseball America*
- 2022 MiLB.com Organization All-Star
- 2022 Washington's co-Hitter of the Year
- 2022 Carolina League All-Star
- 2022 Carolina League Player of the Month (May)
- 2022 Washington's No. 13 prospect, per *Baseball America*
- 2021 Washington's No. 7 prospect, per *Baseball America*
- 2020 Washington's No. 13 prospect, per *Baseball America*



2019 POSTSEASON NATIONALS IN PARK THE COMMUNITY FRONT OFFICE NATIONALS IN PARK EXECUTIVES & OWNERSHIP MANAGER & COACHING STAFF PLAYERS SCOUTING, RESEARCH & PLAYER DEV. HISTORY & RECORDS IN REVIEW 2022 MEDIA



#23 COREY DICKERSON

coreydickerson

@MCoreyDickerson

OF



BORN / 2023 OPENING DAY AGE 5/22/89 McComb, Miss. / 33
BATS / THROWS Left / Right

MLB SERVICE / OPTIONS USED 9.101 / 0 of 3
HEIGHT / WEIGHT 6'1" / 212

ROUND / SCHOOL 8th Rd., 2010 Meridian (MS) Community College
SIGNING SCOUT Damon Ianelli (COL)

ACQUIRED Signed as a Major League free agent, Jan. 10, 2023.

DICKERSON CAREER RECORD / UPDATED STATS

YEAR	CLUB	AVG	G	AB	R	H	TR	2B	3B	HR	RBI	SH	SF	HP	BB	SO	SB	CS	OBP	SLG	OPS	E
2010	Casper	.348	69	276	54	96	175	22	9	13	61	0	1	3	28	51	12	6	.412	.634	1.046	5
2011	Asheville	.282	106	383	78	108	241	27	5	32	87	0	5	8	39	99	9	6	.356	.629	.985	3
2012	Modesto	.338	60	240	43	81	140	24	4	9	43	0	4	1	25	42	9	5	.396	.583	.979	7
	Tulsa	.274	67	266	40	73	134	16	3	13	38	0	3	2	18	51	7	3	.322	.504	.826	2
2013	Colorado Springs	.371	75	315	61	117	199	21	14	11	50	0	4	0	26	49	6	10	.414	.632	1.046	2
	Colorado	.263	69	194	32	51	89	13	5	5	17	1	2	0	16	41	2	2	.316	.459	.775	0
2014	Colorado	.312	131	436	74	136	247	27	6	24	76	0	4	1	37	101	8	7	.364	.567	.931	4
	Colorado Springs	.385	3	13	2	5	8	1	1	0	0	0	0	0	1	4	0	0	.429	.615	1.044	0
2015	Colorado	.304	65	224	30	68	120	18	2	10	31	0	0	0	10	56	0	1	.333	.536	.869	0
	Modesto*	.375	2	8	2	3	3	0	0	0	0	0	0	0	0	0	1	0	.375	.375	.750	0
	Albuquerque*	.286	7	28	3	8	12	1	0	1	3	0	0	0	1	4	0	0	.310	.429	.739	0
2016	Tampa Bay	.245	148	510	57	125	239	36	3	24	70	0	2	2	33	134	0	2	.293	.469	.762	2
2017	Tampa Bay	.282	150	588	84	166	288	33	4	27	62	0	2	3	35	152	4	3	.325	.490	.815	1
2018	Pittsburgh	.300	135	504	65	151	239	35	7	13	55	0	4	4	21	80	8	3	.330	.474	.804	1
2019	Indianapolis*	.182	9	33	4	6	7	1	0	0	4	0	2	0	3	8	0	0	.237	.212	.449	0
	Pittsburgh	.315	44	127	20	40	70	18	0	4	25	0	2	0	13	23	1	0	.373	.551	.924	2
	Philadelphia	.293	34	133	13	39	77	10	2	8	34	0	1	0	3	33	0	0	.307	.579	.886	0
2020	Miami	.258	52	194	25	50	78	5	1	7	17	0	0	0	15	35	1	1	.311	.402	.713	2
2021	Miami	.263	63	205	27	54	78	12	3	2	14	0	1	3	16	45	2	4	.324	.380	.704	1
	Toronto	.282	46	131	16	37	59	6	2	4	15	0	0	0	9	23	4	1	.329	.450	.779	1
	Buffalo*	.267	4	15	1	4	5	1	0	0	1	0	0	1	0	3	0	0	.313	.333	.646	0
2022	St. Louis	.267	97	281	28	75	112	17	1	6	36	0	2	2	12	48	0	0	.300	.399	.699	1
	Memphis*	.308	5	13	2	4	8	1	0	1	2	0	0	0	1	2	0	0	.357	.615	.972	0
MLB TOTALS		.281	1034	3527	471	992	1696	230	36	134	452	1	20	15	220	771	30	24	.324	.481	.805	15
MINORS TOTALS		.318	407	1590	290	505	932	115	36	80	291	0	19	15	142	314	43	30	.375	.586	.961	34

2020 POSTSEASON

RD.	CLUB	OPP	AVG	G	AB	R	H	TR	2B	3B	HR	RBI	SH	SF	HP	BB	SO	SB	CS	OBP	SLG	OPS	E
NLWC	MIA	vs. CHC	.143	2	7	1	1	4	0	0	1	3	0	0	0	2	2	0	0	.333	.571	.904	0
NLDS	MIA	vs. ATL	.250	3	12	0	3	3	0	0	0	0	0	0	0	3	0	0	0	.250	.250	.500	0
TOTALS			.211	5	19	1	4	7	0	0	1	3	0	0	0	2	5	0	0	.286	.368	.654	0

2022 POSTSEASON

RD.	CLUB	OPP	AVG	G	AB	R	H	TR	2B	3B	HR	RBI	SH	SF	HP	BB	SO	SB	CS	OBP	SLG	OPS	E
NLWC	STL	vs. PHI	.333	2	6	0	2	2	0	0	0	0	0	0	0	1	0	0	0	.333	.333	.666	0
TOTALS			.333	2	6	0	2	2	0	0	0	0	0	0	0	1	0	0	0	.333	.333	.666	0

CAREER

Veteran left-handed outfielder signed a one-year contract with Washington in January... Won the National League Gold Glove in 2018 and was an American League All-Star in 2017... Made his Major League debut in Washington, June 22, 2013... Enters 2023 with eight career leadoff home runs... Has twice (2019, 2021) been traded at or just prior to the Trade Deadline.

2022

Ranked seventh in the National League with a .315 batting average after the All-Star break... Was slashing .296/.325/.439 before a 7-for-51 (.137) stretch from Sept. 15 through the end of the season... Hit .321/.357/.504 with 15 of his 24 extra-base hits on the road... Led Major League Baseball with a .411 average during the month of August, the highest average in a month in his career... Hit .286/.316/.427 against right-handed pitchers... Clubbed two home runs on June 3 at Chicago (NL)... Started both games of the Wild Card series against the Phillies.

AWARDS AND HONORS

- 2018 Rawlings Gold Glove (NL OF)
- 2018 Colorado's Heart and Hustle Award Winner (MLBPAA)
- 2017 American League All-Star (MIA)
- 2014 Colorado's Heart and Hustle Award Winner (MLBPAA)
- 2014 National League Player of the Week (Aug. 18)
- 2013 MiLB.com Organization All-Star
- 2013 Colorado's No. 13 prospect, per *Baseball America*
- 2013 Pacific Coast League All-Star (post-season)
- 2012 Arizona Fall League Rising Star
- 2012 California League All-Star (mid-season)
- 2011 MiLB.com Organization All-Star
- 2011 South Atlantic League Player of the Week (July 11)
- 2011 Colorado's No. 26 prospect, per *Baseball America*
- 2010 MiLB.com Organization All-Star
- 2010 Topps Rookie League All-Star
- 2010 Pioneer League All-Star (post-season)
- 2010 Pioneer League Player of the Week (Sept. 6)

2021

Embarked on his second season with the Marlins before being traded to Toronto just prior to the Trade Deadline...Hit .271 with 18 doubles, five triples, six homers, 29 RBI, 25 walks, six stolen bases and 43 runs scored in 109 games between the two stops.

2020

In his first season in Miami, hit seven home runs in 52 games during the 60-game season...Hit a three-run home run to give the Marlins a 3-1 lead in the seventh inning of game one NL Wild Card Series.

2019

Began the season with Pittsburgh before being traded to Philadelphia at the Trade Deadline...Hit .304/.341/.565 between the two stops.

2018

Won a Gold Glove (NL OF)...Led NL left fielders (2nd among all outfielders) with a .996 fielding percentage...Ranked eighth in the NL in batting average (.300)...His 55 extra base hits were most by a Pirates left fielder since Jason Bay recorded 67 in 2006...Hit his first career walk-off home run on April 26 off Detroit's Alex Wilson in the Pirates' 1-0 win.

2017

Was an American League All-Star...Was selected by the fans as the starting designated hitter...Set career marks in nearly every offensive category...Ranked third in MLB with a Rays record six leadoff home runs...Hit three leadoff home runs in Tampa's first 21 games... Recorded four hits in a game five times...Chicago's Jose Abreu was the only player in the Majors to record more games with four hits or more (seven).

2016

Clubbed a career-high 36 doubles and matched a career mark with 24 home runs in his first season in Tampa...Had 63 of his 125 hits (50.4%) go for extra bases, the second-highest ratio in the American League behind Boston's David Ortiz (87 of 169, 51.5%)...Was also the highest mark by a Rays player since Carlos Pena in 2009 (61.9).

2015

Was Colorado's Opening Day starter in left field, his first Opening Day start...Endured three stints on the Injured List.

2014

Made his first Opening Day roster and spent all but seven days (April 7-13 with Colorado Springs) in the big leagues...Led the Rockies in home runs (24) and extra-base hits (57) and was second on the team in RBI (76).

2013

Enjoyed two stints with Colorado...Made his Major League debut on June 22 at Washington and went 2-for-4 with two doubles and an RBI in a 7-1 win...Recorded an RBI-double off Dan Haren in his first career plate appearance then doubled off Haren again in his next at bat. Hit first career homer on July 28 vs. Milwaukee, a solo shot off Donovan Hand.

2010-12

Advanced through Colorado's Minor League system...Clubbed 32 homers in his first full professional season in 2011 with Single-A Asheville.

PERSONAL

McKenzie Corey Dickerson...Graduated from Brookhaven (Miss.) Academy and attended Meridian (MS) Community College...Committed to Mississippi State University, but chose to sign with the Rockies...Both his high school (No. 3) and college (No. 23) jerseys are retired...Played basketball and football at Brookhaven where he won three state championships in basketball in his four years...Tore his labrum at a baseball camp during his junior year, forcing a move from shortstop to the outfield, as well as a move from quarterback to wide receiver...Is married to wife, Beth Anne...They have two sons: Davis and Miller, who was born the same day he was acquired by the Pirates...Dickerson learned of their second child during the same series his All-Star selection was announced...He came back from a game to the team hotel and his son Davis opened the door to greet him and said that he was going to be a big brother.

TRANSACTIONS

2009 ...Selected in the 29th round of the First-Year Player Draft (did not sign).

2010 ...Selected in the eighth round of the First-Year Player Draft.

2016 ... Acquired by Tampa Bay with infielder Kevin Padlo from Colorado in exchange for right-handed pitcher German Marquez and left-handed pitcher Jake McGee, Jan. 28.

2018 ... Acquired by Pittsburgh from in exchange for infielder Tristan Gray, right-handed pitcher Daniel Hudson and cash considerations, Feb. 22.

2019 ... Acquired by Philadelphia in exchange for international bonus slot money and a player to be named, July 31.

2020... Signed with Miami as a Major League free agent, Jan. 7.

2021... Acquired by Toronto with right-handed pitcher Adam Cimber and cash considerations in exchange for infielder Joe Panik and right-handed pitcher Andrew McInvalle, June 29.

2023 ... Signed with Washington as a Major League free agent, Jan. 10.

#63 SEAN DOOLITTLE



Instagram: sean.doolittle63

Twitter: @whatwouldDOOdo

LHP

BORN / 2023 OPENING DAY AGE 9/26/86 Rapid City, S.D. / 36
BATS / THROWS Left / Left

MLB SERVICE / OPTIONS USED 10.122 / 2 of 3
HEIGHT / WEIGHT 6'2" / 218

ROUND / SCHOOL 1st Rd., 2007 (41st) University of Virginia
SIGNING SCOUT Neil Avent (OAK)

ACQUIRED Signed as a Minor League free agent, Nov. 7.

DOOLITTLE CAREER RECORD / UPDATED STATS

Research Tool | BASEBALL REFERENCE | savant | FAN GRAPHS

YEAR	CLUB	W	L	ERA	G	GS	CG	SHO	SV	IP	H	R	ER	HR	HB	BB	SO	SO/9	WP	BK	BAA	
2007	Vancouver																					
	Kane County																					
2008	Stockton																					
	Midland																					
2009	Sacramento																					
2010	Sacramento																					
2011	AZL Athletics	0	0	9.00	1	0	0	0	0	1.0	0	1	1	0	0	1	2	18.0	0	0	.000	
2012	Stockton	0	0	0.87	6	0	0	0	0	10.1	5	2	1	0	2	2	21	18.3	0	0	.143	
	Midland	0	0	0.82	8	0	0	0	1	11.0	2	2	1	0	1	4	19	15.5	0	0	.056	
	Sacramento	0	0	0.00	2	0	0	0	0	3.2	1	0	0	0	0	1	8	19.6	0	0	.083	
	Oakland	2	1	3.04	44	0	0	0	1	47.1	40	18	16	3	0	11	60	11.4	0	0	.227	
2013	Oakland	5	5	3.13	70	0	0	0	2	69.0	53	24	24	4	2	13	60	7.8	2	0	.214	
2014	Oakland	2	4	2.73	61	0	0	0	22	62.2	38	19	19	5	0	8	89	12.8	0	0	.169	
2015	Stockton*	0	1	12.00	3	0	0	0	0	3.0	5	4	4	2	0	0	2	6.0	0	0	.385	
	Midland*	0	0	0.00	1	0	0	0	0	1.0	1	0	0	0	0	0	0	0.0	0	0	.250	
	Nashville*	0	0	3.00	6	0	0	0	0	6.0	3	2	2	2	0	0	13	19.5	0	0	.143	
	Oakland	1	0	3.95	12	0	0	0	4	13.2	12	6	6	1	0	5	15	9.9	0	0	.235	
2016	Oakland	2	3	3.23	44	0	0	0	4	39.0	33	14	14	6	0	8	45	10.4	1	0	.231	
	Nashville*	0	0	1.50	6	0	0	0	0	6.0	4	1	1	1	0	1	10	15.0	0	0	.182	
2017	Oakland	1	0	3.38	23	0	0	0	3	21.1	12	8	8	3	0	2	31	13.1	1	0	.158	
	Stockton*	0	0	0.00	2	0	0	0	0	2.0	0	0	0	0	0	0	3	13.5	0	0	.000	
	Nashville*	0	0	0.00	1	0	0	0	0	1.0	0	0	0	0	0	0	2	18.0	0	0	.000	
	Washington	1	0	2.40	30	0	0	0	21	30.0	22	10	8	2	0	8	31	9.3	2	0	.204	
2018	Washington	3	3	1.60	43	0	0	0	25	45.0	21	8	8	3	2	6	60	12.0	1	0	.135	
2019	Washington	6	5	4.05	63	0	0	0	29	60.0	63	27	27	11	2	15	66	9.9	0	0	.260	
	Potomac*	0	0	0.00	1	0	0	0	0	1.0	0	0	0	0	0	0	0	0.0	0	0	.000	
2020	Washington	0	2	5.87	11	0	0	0	0	7.2	9	6	5	3	0	4	6	7.0	0	0	.300	
2021	Cincinnati	3	1	4.46	45	0	0	0	1	38.2	40	21	19	6	1	18	41	9.6	0	0	.267	
	Seattle	0	0	4.76	11	0	0	0	0	11.2	10	6	6	1	1	5	12	9.5	2	0	.227	
2022	Washington	0	0	0.00	6	0	0	0	0	5.1	1	0	0	0	0	0	6	10.1	0	0	.059	
	MLB TOTALS	26	24	3.20	463	0	0	0	112	450.2	354	167	160	48	8	103	522	10.4	9	0	.213	
	MINORS TOTALS	0	1	1.96	37	0	0	0	1	46.0	21	12	10	5	3	9	80	15.7	0	0	.133	

* - Rehab Assignment

2012 POSTSEASON

RD.	CLUB, OPP.	W	L	ERA	G	GS	CG	SHO	SV	IP	H	R	ER	HR	HB	BB	SO	SO/9	WP	BK	BAA
ALDS	OAK vs. DET	0	0	3.38	3	0	0	0	0	2.2	5	3	1	0	0	0	5	16.9	0	0	.385
TOTALS		0	0	3.38	3	0	0	0	0	2.2	5	3	1	0	0	0	5	16.9	0	0	.385

2013 POSTSEASON

RD.	CLUB, OPP.	W	L	ERA	G	GS	CG	SHO	SV	IP	H	R	ER	HR	HB	BB	SO	SO/9	WP	BK	BAA
ALDS	OAK vs. DET	0	1	4.15	4	0	0	0	0	4.1	3	2	2	1	0	2	6	12.5	0	0	.176
TOTALS		0	1	4.15	4	0	0	0	0	4.1	3	2	2	1	0	2	6	12.5	0	0	.176

2014 POSTSEASON

RD.	CLUB, OPP.	W	L	ERA	G	GS	CG	SHO	SV	IP	H	R	ER	HR	HB	BB	SO	SO/9	WP	BK	BAA
ALWC	OAK vs. KCR	0	0	4.50	1	0	0	0	0	2.0	2	1	1	0	0	0	0	0.0	0	0	.400
TOTALS		0	0	4.50	1	0	0	0	0	2.0	2	1	1	0	0	0	0	0.0	0	0	.400

2017 POSTSEASON

RD.	CLUB, OPP.	W	L	ERA	G	GS	CG	SHO	SV	IP	H	R	ER	HR	HB	BB	SO	SO/9	WP	BK	BAA
NLDS	WSH vs. CHI	0	0	0.00	3	0	0	0	1	3.0	1	0	0	0	0	0	4	12.0	0	0	.111
TOTALS		0	0	0.00	3	0	0	0	1	3.0	1	0	0	0	0	0	4	12.0	0	0	.111

2019 POSTSEASON

RD.	CLUB, OPP.	W	L	ERA	G	GS	CG	SHO	SV	IP	H	R	ER	HR	HB	BB	SO	SO/9	WP	BK	BAA
NLWC	WSH vs. MIL	0	0	-	0	0	0	0	0	0.0	0	0	0	0	0	0	0	0.0	0	0	-
NLDS	WSH vs. LAD	0	0	2.70	3	0	0	0	0	3.1	1	1	1	1	0	0	3	8.1	0	0	.091
NLCS	WSH vs. STL	0	0	2.25	3	0	0	0	1	4.0	3	1	1	0	0	0	3	6.8	0	0	.200
WS	WSH vs. HOU	0	0	0.00	3	0	0	0	1	3.0	2	0	0	0	0	1	2	6.0	0	0	.200
TOTALS		0	0	1.74	9	0	0	0	2	10.1	6	2	2	1	0	1	8	6.9	0	0	.167

2019 POSTSEASON
 NATIONALS IN THE COMMUNITY PARK
 EXECUTIVES & OWNERSHIP
 MANAGER & COACHING STAFF
 PLAYERS
 IN REVIEW
 HISTORY & RECORDS
 SCOUTING, RESEARCH & PLAYER DEV.
 MEDIA



CAREER

Hard-throwing left-handed reliever was a staple in Washington's bullpen, clubhouse and community after joining the team in July 2017...Ranks tied for third in Nationals history (2005-pres.) with 75 saves...His 153 relief appearances are second most by a Nationals pitcher since 2017 and 13th most in Nationals history (2005-pres.)...Began his career with the Oakland Athletics, where he was a first baseman before converting to the relief role...Made his MLB debut in 2012 after just 17 professional games on the mound.

2022

Returned to the Nationals...Retired the first 15 batters he faced before allowing a double on April 19 vs. Arizona (Beer)...Was the longest streak by a MLB reliever to start this season...It was the only hit he allowed...Recorded at least one strikeout in five of his six appearances...Underwent an internal brace procedure on his left elbow at the end of April, ending his season...**2022 Pitch Mix:** 4-Seam Fastball (74.5%) Curveball (21.8%) Split Finger (3.6%).

2021

Began the season with Cincinnati, appearing 45 times out of the bullpen for the Reds...Converted one of five save opportunities and pitched to a 4.46 ERA (21 ER / 38.1 IP)...

Was claimed by Seattle on Aug. 26 and made his Mariners debut the next day...Pitched in 11 games with Seattle en route to a 4.76 ERA (6 ER/11.1 IP)...**2021 Pitch Mix:** 4-Seam Fastball (81%) Curveball (9%) Slider (5.4%) Split Finger (4.5%).

2020

Made 11 appearances for the Nationals in a season interrupted by a pair of stints on the Injured List, in August with right knee fatigue and in September with a right oblique strain.

2019

Ranked sixth in the National League with 29 saves despite a short stint on the Injured List in August...Offered scoreless relief in 47 of 63 appearances...Started the season strong, going 3-1 with six saves, a 0.95 ERA (2 ER/19.0 IP) and 22 strikeouts in his first 18 games...Following his return from the Injured List on Sept. 1, opposing batters went 3-for-27 (.111) with seven strikeouts and two walks against him...Tossed more than 1.0 IP in seven games in 2019...Posted a 0.00 ERA with 12 strikeouts and two walks in those seven outings...Recorded his 100th career save on June 30 at Detroit...Appeared in nine Postseason games...Recorded saves in Game 1 of the NLCS and Game 1 of the World Series.

2018

Earned his second career All-Star selection after a very strong first half...Was one of the top relievers in MLB to start the season, recording 22 saves and a 1.45 ERA in 35 games before being placed on 10-day Injured List on July 10...Missed 54 games with left-toe inflammation...Returned from the IL on Sept. 2...All told in 2018, put together one of the most historic seasons by a relief pitcher in Major League history...According to Baseball-Reference.com, his combination of a 0.60 WHIP and a 10.00 strikeout-to-walk ratio was the second-best in Major League history, joining Boston's Koji Uehara in 2013...Doolittle and Uehara are the only two relievers in Major League history to put up those numbers in a season...Offered scoreless relief in 37 of 43 appearances...Led National League relievers in opp. on-base percentage (.178), opp. slugging percentage (.213), opp. OPS (.391), WHIP (0.60) and save percentage (96.2%)...Ranked seventh in the NL with 25 saves...Trailed only Cleveland's Dan Otero (5) for the fewest walks (6) among pitchers with at least 45.0 innings pitched...On April 11 at Atlanta, he intentionally walked Freddie Freeman in the 10th inning...Did not issue another walk until Sept. 11 at Philadelphia (9th inn., Santana), a span of 30 games (32.0 IP), striking out 39 batters during that stretch...Following the season, was named a recipient of the 2018 Bob Feller Act of Valor Award for his values, integrity and dedication to serving our country that Bob Feller himself displayed.

2017

Began the season with Oakland before being acquired by Washington, along with RHP Ryan Madson, on July 16...Went 21-for-22 in save opportunities with Washington...Converted 21-of-21 opportunities before his last outing, Sept. 28 vs. Pittsburgh...Went 1-0 with a 2.40 ERA, 31 strikeouts and eight walks in 30 games with Washington...The Nationals posted a 30-0 record in games he pitched following the trade...Including his first half of the season with Oakland, ranked ninth among all MLB relievers in WHIP (0.86) and 11th in SO/BB ratio (6.25)...Was particularly tough against left-handed batters, limiting them to a .146 average (6-for-41) with one double, three walks and 14 strikeouts...Ranked second in the National League (tied for third in MLB) in saves after the All-Star break with 21, trailing only Milwaukee's Corey Knebel (25) in the National League...Was named National League Reliever of the Month in September after posting a 1.64 ERA (2 ER/11.0 IP), 14 strikeouts and three walks while going 8-for-9 in save opportunities...From July 30 through the end of the season, ranked fourth among MLB relievers with a 1.38 ERA (4 ER/26.0 IP)...Recorded his first career Postseason save, closing out Game 2 of the NLDS as Washington won, 6-3...Closed out the win in Game 4, but was not credited with the save as Washington won, 5-0.

2016

Was 2-3 with four saves and a 3.23 ERA in 44 games in a season shortened by a two-month stint on the Injured List with a strained left shoulder...Recorded a 5.63 strikeout-to-walk ratio, tied for ninth among American League relievers...Allowed at least one run in three of his first six appearances through April 15, then did not allow a run in 22 of his next 24 games from April 16 to June 12...Compiled a 1.33 ERA and .132 opponents batting average over that span...Made his 200th career appearance April 29 against Houston...Stranded each of his 10 inherited runners over a 24-game stretch from May 4 to Sept. 11...Did not issue a walk over his final 16 games, spanning 14.2 innings and 61 batters faced.

2015

Missed 121 games due to two stints on the Injured List...Began the season on the 15-day IL with a strained left rotator cuff...Was reinstated May 26 and pitched the next day against Detroit before returning to the IL May 30 retroactive to May 28 with a strained left shoulder...Went 1-0 with four saves, a blown save and a 3.95 ERA in 12 relief appearances overall...Surrendered just one home run in 13.2 innings, but it was to a left-handed hitter (Calhoun, LAA on Sept. 30), marking his first against a lefty since April 28, 2013 (Davis, BAL).

AWARDS AND HONORS

2022..... Washingtonian of the Year (Washingtonian Mag.)
2019..... World Series Champion (WSH)
2019..... "Good Guy" Award (D.C. Media)
2018..... "Good Guy" Award (D.C. Media)
2018..... Bob Feller Act of Valor Award
2018..... National League All-Star at WSH
2017..... National League Reliever of the Month (Sept.)
2014..... American League All-Star at MIN
2013..... Oakland Athletics Dave Stewart Service Award
2012..... MLB.com Organization All-Star
2011..... Oakland's No. 17 prospect, per *Baseball America*
2010..... Oakland's No. 10 prospect, per *Baseball America*
2009..... Oakland's No. 11 prospect, per *Baseball America*
2008..... Arizona Fall League All-Prospect Team
2008..... Arizona Fall League Rising Star
2008..... California League All-Star (mid-season)
2008..... Oakland's No. 17 prospect, per *Baseball America*

2014

Took over as the A's closer in May in just his third professional season as a pitcher and saved a team-leading 22 games en route to being named an American League All-Star...Set an Athletics record for saves by a left-hander, breaking the previous mark of 17 set by Alan Embree in 2007... Had three career saves entering the season...His strikeout-to-walk ratio of 11.13 was the highest among Major League relievers and, at the time, it was second highest in Athletics history (Eckersley, 18.25 in 1990) and tied for sixth highest in MLB since 1900 (min. 60.0 IP)...Averaged 1.15 walks per 9.0 innings, which ranked third among American League relievers and fifth lowest in Athletics history at the time among pitchers with 60 or more innings...Had a career-high 26.1-inning scoreless streak from April 29 through June 27...The streak was fourth longest in Oakland history by a reliever and third longest by any AL pitcher in 2014...Issued his first walk of the season May 20 at Tampa Bay (Hanigan)...It was his first walk since Aug. 31, 2013 against Tampa Bay, snapping a 30-game, 33.0-inning, 124-batter streak without a walk...The 33.0-inning streak was second longest in Oakland history (50.1, Dennis Eckersley, Aug. 17, 1989-June 12, 1990).

2013

Went 5-5 with two saves and a 3.13 ERA in 70 relief appearances...Allowed just 2-of-32 (6.3%) inherited runners to score, which was the lowest mark in the Major Leagues...Dating back to 1974, the first year inherited runner data is available, that was the lowest mark in Oakland history and the eighth best mark in MLB...Issued two walks April 22 at Boston, the first time he walked more than one batter in an outing in his career.

2012

Was converted to pitcher late in 2011 and had just one professional appearance on the mound entering the season...Pitched for Single-A Stockton, Double-A Midland and Triple-A Sacramento before he was promoted to Oakland June 4...Spent the rest of the season with the A's, posting a 2-1 record with one save and a 3.04 ERA in 44 appearances in his Major League debut...Was recalled from Triple-A Sacramento June 4 and made his Major League debut June 5 against Texas...Struck out the first three batters he faced...The last A's pitcher to strike out the first three batters he faced in his career was Blake Stein on May 10, 1998 against Chicago...Earned his first MLB save on July 21 against New York.

2011

Missed nearly the entire season...Was placed on Sacramento's Injured List on April 7 as he continued to recover from surgery on a torn left patella...While on the Injured List, he began to work out as a pitcher...Was both a pitcher and hitter in college at the University of Virginia...Was reinstated from the Injured List on Aug. 29 and transferred to the A's affiliate in the Arizona Rookie League...Made his professional debut as a pitcher that day.

2010

Spent the entire season on the Injured List at Triple-A Sacramento as he recovered from knee surgery to repair a tear in his left patella tendon... Was added to the 40-man roster Nov. 19.

2009

Appeared in just 28 games in his first season at Triple-A Sacramento because of knee problems...Batted .267 with four home runs and 14 RBI...Added 15 walks for a .364 on-base percentage...Did not commit an error in 24 games in right field and three at third base.

2008

Split his first full professional season between Single-A Stockton and Double-A Midland and hit a combined .286 with 40 doubles, three triples, 22 home runs and 91 RBI in 137 games...Tied for ninth in all of Minor League baseball with 65 extra base hits...Led the A's farm system in hits (153) and doubles, ranked second in extra-base hits and total bases (265), tied for second in runs (89), tied for third in RBI, tied for fourth in walks (63) and tied for fifth in home runs.

2007

Made his professional debut with Single-A Vancouver of the Northwest League and batted .283 with four RBI in 13 games before he was transferred to Kane County of the Midwest League on July 3...Hit .233 with four home runs and 29 RBI in 55 games with the Cougars.

PERSONAL

Sean Robert Doolittle...Graduated from Shawnee (N.J.) High School...Attended the University of Virginia and left as the school's career RBI leader (167)...Also compiled 22 wins as a pitcher, which was the best in a single season Cavaliers history...Named ACC Player of the Year as a sophomore in 2006 and also earned All-ACC honors in 2007...Was inducted into UVA's Hall of Fame in January of 2018...Along with his wife, Eireann, is involved in numerous charities.

TRANSACTIONS

2004...Selected by Atlanta in the 39th round of First-Year Player Draft (did not sign).

2007...Selected by Oakland in the first round (No. 41) of First-Year Player Draft.

2017...Acquired by Washington along with right-handed pitcher Ryan Madson in exchange for right-handed pitcher Blake Treinen, left-handed pitcher Jesus Luzardo and infielder Sheldon Neuse, July 16.

2021...Signed with Cincinnati as a free agent, Feb. 8.

2021...Claimed off waivers by Seattle, Aug. 26.

2022...Signed with Washington as a free agent, March 16.

2022...Signed with Washington as a Minor League free agent, Nov. 7.

#3 JETER DOWNS

Instagram: [@jeter2downs](#)

Twitter: [@jeter2downs](#)

INF



BORN / 2023 OPENING DAY AGE **BATS / THROWS**
7/27/98 in San Andrés, COL / 24 Right / Right

MLB SERVICE / OPTIONS USED **HEIGHT / WEIGHT**
0.024 / 1 of 3 5'11" / 197

ROUND / SCHOOL **SIGNING SCOUT**
1st Rd., 2017 (32nd) Hector Otero (CIN)
Monsignor Edward Pace (FL) High School

ACQUIRED
Claimed off waivers from Boston, Dec. 22, 2022.

DOWNS CAREER RECORD / UPDATED STATS

YEAR	CLUB	AVG	G	AB	R	H	TR	7B	3B	HR	RR1	SH	SF	HP	BB	SO	SB	CS	OBP	SLG	OPS	F	
2017	Billings	.267	50	172	31	46	73	3	3	6	29	1	5	4	27	32	8	5	.370	.424	.794	18	
2018	Dayton	.257	120	455	63	117	183	23	2	13	47	2	1	14	52	103	37	10	.351	.402	.753	21	
2019	Rancho Cucum. Tulsa	.269 .333	107 12	412 48	78 14	111 16	209 33	4	2	0	5	11	0	0	2	6	10	1	0	.429	.688	1,117	3
2020	Pawtucket																						
2021	Worcester	.190	99	357	39	68	119	9	0	14	39	1	5	4	38	131	18	3	.272	.333	.605	12	
2022	Worcester	.197	81	284	56	117	11	1	1	16	33	0	1	12	38	99	18	4	.316	.412	.728	9	
	Boston	.154	14	39	4	6	10	1	0	1	4	0	1	0	1	21	0	0	.171	.256	.427	2	
	MLB TOTALS	.154	14	39	4	6	10	1	0	1	4	0	1	0	1	21	0	0	.171	.256	.427	2	
	MINORS TOTALS	.240	469	1728	281	414	734	81	10	73	234	6	19	40	215	472	105	30	.334	.425	.759	81	

CAREER

Dynamic, versatile infielder was claimed by the Nationals in Dec. 2022...Is one of only three Minor Leaguers with at least 80 doubles, 70 home runs and 100 stolen bases since the start of 2017...Was one of only four Minor Leaguers to hit at least 30 home runs and steal at least 60 bases in 2018 and 2019 combined...Was the only player with more than 35 homers and 60 stolen bases across those two years... Has seen time at shortstop (352 G), second base (106 G) and third base (3 G) during his Minor League career...Was traded to Los Angeles (NL) with Josiah Gray in 2018...The two were teammates at High-A Rancho Cucamonga and Double-A Tulsa in 2019.

2022

Was recalled on June 20 and made his Major League debut on June 22 vs. Detroit...Was optioned following the game...Enjoyed two Major League stints with Boston...Was recalled on July 9...Arrived during the game vs. New York (NL)...Recorded his first Major League hit in the game, an RBI-single in the 10th inning (Peralta) before scoring the game-winning run...Also scored the game-tying run in the eighth inning as a pinch runner... Hit his first big league home run on July 17 at New York (NL), a two-run homer off Gerrit Cole in the third inning...Appeared defensively at second base (8G), third base (6G) and shortstop (3G)...Was optioned back to Triple-A Worcester on July 30.

2021

Was a non-roster invitee to Spring Training...Ranked tied for second in Boston's system with 18 stolen bases.

2020

Was a member of Boston's 60-player pool at their Alternate Training Site.

2019

Marked his first season in Los Angeles' Minor League system...Was one of only 10 Minor Leaguers with at least 20 homers and 20 stolen bases...Also led that group of 10 with 35 doubles...Led the California League in doubles (33)...Also led Dodgers Minor Leaguers with 63 extra-base hits and ranked in doubles (2nd, 35), total bases (2nd, 242), RBI (3rd, 86), runs (3rd, 92), home runs (T4th, 24) and stolen bases (T4th, 24).

2017-18

Combined to hit .260/.356/.408 with 26 doubles, five triples, 19 homers, 76 RBI, 79 walks, 45 stolen bases and 94 runs scored in 170 games across his first two professional seasons...Reported to Cincinnati's rookie-level affiliate, Billings, following the 2017 First-Year Player Draft.

PERSONAL

Jeter Deion Downs...Graduated from Pace High School in Miami, Fla...His mother chose the name "Jeter" in honor of former shortstop Derek Jeter.

TRANSACTIONS

- 2017**.... Selected by Cincinnati in the competitive-balance Round A (first round, 32nd overall) in the First-Year Player Draft.
- 2018**.... Acquired by Los Angeles (NL) with right-handed pitcher Homer Bailey and right-handed pitcher Josiah Gray in exchange for outfielder Yasiel Puig, outfielder Matt Kemp, left-handed pitcher Alex Wood, catcher Kyle Farmer and cash considerations, Dec. 21.
- 2020**... Acquired by Boston with outfielder Alex Verdugo and catcher Connor Wong in exchange for outfielder Mookie Betts, left-handed pitcher David Price and cash considerations, Feb. 10.
- 2022**.... Claimed off waivers by Washington, Dec. 22.

AWARDS AND HONORS

- 2022**..... Boston's No. 6 prospect, per *Baseball America*
- 2021**..... SiriusXM All-Star Futures Game (COL)
- 2021**..... Boston's No. 2 prospect, per *Baseball America*
- 2020**..... Boston's No. 3 prospect, per *Baseball America*
- 2019**..... *Baseball America* High-A All-Star
- 2019**..... California League All-Star (post-season)
- 2019**..... California League All-Star (mid-season)
- 2019**..... Los Angeles' (NL) No. 13 prospect, per *Baseball America*
- 2018**..... Cincinnati's No. 11 prospect, per *Baseball America*

2019 POSTSEASON NATIONALS IN THE COMMUNITY PARK NATIONALS IN THE COMMUNITY PARK EXECUTIVES & OWNERSHIP FRONT OFFICE MANAGER & COACHING STAFF PLAYERS IN REVIEW HISTORY & RECORDS SCOUTING, RESEARCH & PLAYER DEV. MEDIA



#58 CARL EDWARDS JR.

@edwardskiid

@CEdwardsSBS

RHP



BORN / 2023 OPENING DAY AGE **BATS / THROWS**
9/3/91 Newberry, S.C. / 31 Right / Right

MLB SERVICE / OPTIONS USED **HEIGHT / WEIGHT**
5.169 / 3 of 3 6'3" / 165

ROUND / SCHOOL **SIGNING SCOUT**
48th Rd., 2011 Chris Kemp (TEX)
Mid-Carolina (SC) High School

ACQUIRED
Signed as a Minor League free agent, Feb. 24, 2022

EDWARDS JR. CAREER RECORD / UPDATED STATS

YEAR	CLUB	W	L	ERA	G	GS	CG	SHO	SV	IP	H	R	ER	HR	HB	BB	SO	SO/9	WP	BK	BAA	
2012	AZL Rangers	3	0	0.00	4	3	0	0	0	20.0	6	0	0	0	1	6	25	11.3	1	1	.094	
	Spokane	2	3	2.11	10	10	0	0	0	47.0	26	13	11	0	2	19	60	11.5	2	0	.160	
2013	Hickory	8	2	1.83	18	18	1	0	0	93.2	62	28	19	0	3	34	122	11.8	12	1	.186	
	Daytona	0	0	1.96	6	6	0	0	0	23.0	14	5	5	1	0	7	33	12.9	0	0	.169	
2014	AZL Cubs	0	0	1.59	2	2	0	0	0	5.2	2	1	1	0	0	4	8	12.7	0	0	.111	
	Tennessee	1	2	2.44	10	10	0	0	0	48.0	30	14	13	1	1	21	46	8.6	3	0	.180	
2015	Chicago (NL)	0	0	3.86	5	0	0	0	0	4.2	3	3	2	0	0	3	4	7.7	0	0	.188	
	Iowa	3	1	2.84	23	0	0	0	2	31.2	15	11	10	0	1	24	39	11.1	3	0	.142	
	Tennessee	2	2	2.66	13	0	0	0	4	23.2	11	12	7	1	0	17	36	13.7	1	0	.136	
2016	Chicago (NL)	0	1	3.75	36	0	0	0	2	36.0	15	15	15	4	0	14	52	13.0	5	0	.123	
	Iowa	1	1	4.26	24	0	0	0	1	25.2	17	12	12	1	1	17	35	12.4	3	0	.185	
2017	Chicago (NL)	5	4	2.98	73	0	0	0	0	66.2	29	22	22	6	4	38	94	12.8	4	0	.134	
2018	Chicago (NL)	3	2	2.60	58	0	0	0	0	52.0	36	17	15	2	0	32	67	11.6	4	0	.190	
	Iowa*	0	1	9.00	3	0	0	0	0	2.0	2	2	2	0	0	2	4	3	13.5	2	0	.333
2019	Chicago (NL)	1	1	5.87	20	0	0	0	0	15.2	8	11	10	3	1	9	17	10.0	2	1	.151	
	Iowa*	2	0	3.07	14	0	0	0	0	14.2	12	6	5	2	0	6	14	8.6	0	0	.214	
	San Diego	0	0	32.40	2	0	0	0	0	1.2	4	6	6	0	0	4	2	10.8	2	0	.400	
	El Paso	0	1	9.00	3	0	0	0	0	3.0	4	3	3	0	0	1	4	12.0	0	0	.308	
2020	Seattle	0	0	1.93	5	0	0	0	1	4.2	2	1	1	0	0	1	6	11.6	0	0	.125	
2021	Atlanta	0	0	81.00	1	0	0	0	0	0.2	3	3	3	1	0	1	1	27.0	1	0	.750	
	Gwinnett	0	0	0.00	1	0	0	0	0	1.0	0	0	0	0	0	1	3	27.0	0	0	.000	
	Toronto	0	0	6.75	6	0	0	0	0	5.2	8	4	4	2	0	2	5	8.4	1	0	.348	
	Buffalo*	1	0	3.86	7	0	0	0	0	7.0	5	3	3	2	0	0	8	10.3	0	0	.192	
	Dunedin*	0	1	0.00	1	0	0	0	0	1.0	1	1	0	0	0	0	2	18.0	1	0	.200	
	FCL Blue Jays*	0	0	0.00	1	1	0	0	0	1.0	0	0	0	0	0	0	2	18.0	0	0	.000	
	Charlotte	0	0	2.00	10	0	0	0	3	9.0	4	2	2	0	0	3	15	15.0	1	0	.129	
2022	Rochester	1	0	0.63	13	0	0	0	3	14.1	3	1	1	0	0	4	17	10.7	0	0	.068	
	Washington	6	3	2.76	57	0	0	0	2	62.0	51	22	19	8	1	25	56	8.1	2	0	.224	
MINORS TOTALS		24	14	2.28	163	50	1	0	13	370.2	214	114	94	8	11	168	472	11.5	29	2	.165	
MLB TOTALS		15	11	3.52	263	0	0	0	5	248.1	159	104	97	26	6	129	304	11.0	21	1	.181	

* - Rehab Assignment

2016 POSTSEASON

RD.	CLUB, OPP.	W	L	ERA	G	GS	CG	SHO	SV	IP	H	R	ER	HR	HB	BB	SO	SO/9	WP	BK	BAA
NLDS	CHI vs. SF	0	0	0.00	2	0	0	0	0	2.0	1	0	0	0	0	0	0	0.0	0	0	.143
NLCS	CHI vs. LAD	0	0	0.00	3	0	0	0	0	1.2	0	0	0	0	0	2	2	10.8	0	0	.000
WS	CHI vs. CLE	0	1	6.75	5	0	0	0	0	2.2	4	2	2	0	0	2	2	6.8	1	0	.364
TOTALS		0	1	2.84	10	0	0	0	0	6.1	5	2	2	0	0	4	4	5.7	1	0	.169

2017 POSTSEASON

RD.	CLUB, OPP.	W	L	ERA	G	GS	CG	SHO	SV	IP	H	R	ER	HR	HB	BB	SO	SO/9	WP	BK	BAA
NLDS	CHI vs. WAS	1	1	23.14	5	0	0	0	0	2.1	2	6	6	1	0	4	4	15.4	1	0	.222
NLCS	CHI vs. LAD	0	0	0.00	2	0	0	0	0	2.1	0	0	0	0	0	2	4	15.4	0	0	.000
TOTALS		0	1	11.58	7	0	0	0	0	4.2	2	6	6	1	0	6	8	15.4	1	0	.111

CAREER

Right-handed reliever returns to the Nationals after a strong 2022 season...Pitched for Toronto and Atlanta in 2021 in a total of eight games at the Major League level...Edwards Jr. made an Opening Day Roster every year from 2017-21...Was a member of the Chicago Cubs World Series Roster in 2016...Pitched the first two outs of the decisive 10th inning of Game 7 before Mike Montgomery recorded the final out...Since he debuted in 2015, Edwards ranks sixth among relievers with a .181 opp. average.

AWARDS AND HONORS

- 2016 World Series Champion (CHI)
- 2016 Chicago's No. 13 prospect, per *Baseball America*
- 2015 SiriusXM All-Star Futures Game
- 2015 Chicago's No. 5 prospect, per *Baseball America*
- 2014 Arizona Fall League All-Star
- 2014 Chicago's No. 3 prospect, per *Baseball America*
- 2013 *Baseball America* Minor League All-Star
- 2013 South Atlantic League Mid-Season All-Star
- 2013 Chicago's No. 14 prospect, per *Baseball America*

2022

Had his contract selected on May 10 and spent the rest of the season with Washington...Ranked second on the club with 13 holds...Recorded a career-high six wins while his 62.0 innings pitched were his most since 2017, when he threw 66.1 innings for the Chicago Cubs...His 56 strikeouts were his most since the 2018 season (67)...He allowed three earned runs in his first game, May 10 vs. New York (NL) and went on to toss 15.1 scoreless innings across his next 13 outings (.044 opp. AVG, 14 SO, 7 BB)...He stranded his first 13 inherited runners to score before allowing his first one to cross the plate on Aug. 18 at Chicago (NL)... Recorded saves on Aug. 9 at Chicago (NL) and Aug. 13 vs. San Diego...**2022 Pitch Mix:** 4-Seam Fastball (67.9%) Curveball (22.6%) Changeup (9.6%).

2021

Appeared in seven games between Atlanta and Toronto posting a 11.12 ERA (7 ER/5.2 IP)...Pitched in one game with Triple-A Gwinnett before making lone appearance with Atlanta on May 7...Was optioned by Atlanta on May 10 and elected free agency...Signed by Toronto on May 14...Made Blue Jays debut on June 2, posting a 6.75 ERA (4 ER/5.1 IP) in six games with Toronto...Placed on the 10-day Injured List on June 16 and on the 60-day Injured List on June 17...Pitched in rehab assignments with FCL Blue Jays, Low-A Dunedin Blue Jays and Triple-A Buffalo Bisons...Released by Toronto on Aug. 29...Signed by Chicago (AL) on August 31...Pitched 10 games with Triple-A Charlotte, allowing two runs on four hits in 9.0 innings of work...**2021 Pitch Mix:** 4-Seam Fastball (62.2%) Curveball (36.9%) Cutter (0.9%).

2020

Made Seattle's Opening Day roster and pitched five games...Struck out six batters, posting a 1.93 ERA (1 ER/4.2 IP).

2019

Went 1-1 with an 8.37 ERA (16 ER/17.0 IP) in 22 relief appearances between Chicago (NL) and San Diego...Made the Cubs Opening Day roster.

2018

Posted a career-low 2.60 ERA (15 ER/52.0 IP) in 58 games, including 46 scoreless appearances.

2017

Completed his first full season in the Majors and led NL relievers with a .134 opponents' batting average...Finished the year 5-4 with a 2.98 ERA (22 ER/66.1 IP) over 73 games with 94 strikeouts and a 1.01 WHIP...Led all Major League relievers with 3.93 hits allowed per 9.0 innings...Signaled the best single-season mark for a Cubs reliever in franchise history, surpassing Carlos Marmol's 4.12 hits allowed per 9.0 innings in 2008...Held opponents scoreless in 62 of 73 appearances...Limited opponents to a .503 OPS, fourth-best among National League relievers...Earned his first career win on April 21 at Cincinnati...Pitched in seven Postseason games, including four scoreless 1.0-inning outings.

2016

Began the season with Triple-A Iowa and went 1-1 with a save and a 4.26 ERA (12 ER/25.1 IP) in 24 games...Was recalled on May 11 as the 26th man for a doubleheader...Was recalled again on June 20, and remained with the club for the remainder of the season...Finished with a 3.75 ERA (15 ER/36.0 IP) and a .123 opponents' batting average in 36 appearances with Chicago (NL)...Led NL pitchers (min. 30.0 IP) in swing-and-miss percentage (39.5 percent), opponents' average (.123) and hits per 9.0 innings (3.75)...Opponents batted .114 (4-for-35) with runners in scoring position...Struck out a career-high 5 batters on July 31 vs. Seattle...Recorded his first career save on Sept. 1 vs. San Francisco...Saw his first Postseason experience, pitching in eight games en route to the Cubs World Series victory over Cleveland, posting a 2.84 ERA (2 ER/6.1 IP) with 4 strikeouts.

2015

Made his Major League debut with the Cubs on Sept. 7 at St. Louis...Posted a 3.86 ERA (2 ER/4.2 IP) in 5 relief appearances with the Cubs.

2014

Posted a 2.35 ERA (14 ER/53.2 IP) in 10 starts between Double-A Tennessee and AZL Cubs.

2013

Split the campaign between Single-A Hickory and High-A Daytona, going a combined 8-2 with a 1.86 ERA (24 ER/116.1 IP) over 24 starts (18 in Hickory, 8 in Daytona) recording 155 strikeouts...Acquired by Chicago (NL) on July 22 as part of a five-player trade that sent RHP Matt Garza to the Cubs...Named a South Atlantic League Mid-Season All-Star with Hickory prior to the trade, and earned postseason honors as the MiLB.com Best Starting Pitcher in the Florida State League and a Baseball America Minor League All-Star.

2012

Made his pro debut with the AZL Rangers, going 3-0 and throwing 20.0 scoreless innings in 4 games (3 starts) with 25 strikeouts...Was promoted to Short-A Spokane, where he finished the season 2-3 with a 2.11 ERA (11 ER/47.0 IP) and 60 strikeouts in 10 starts.

PERSONAL

Carl Fleming Edwards Jr....Resides in Prosperity, S.C. with his wife, Anquienne, and two children, Ava and Carl III...Committed to play baseball at Charleston Southern University, but elected to sign with the Texas Rangers after being selected in the 48th round of the 2011 First-Year Player Draft.

TRANSACTIONS

2011.....Selected by Texas in 48th round of the 2011 First-Year Player Draft.

2013.....Acquired by Chicago (NL) along with INF Mike Olt, RHP Neil Ramirez and RHP Justin Grimm in exchange for RHP Matt Garza, July 22.

2019.....Acquired by San Diego in exchange for LHP Brad Weick on July 31.

2019.....Signed with Seattle as a free agent, Dec. 4.

2021.....Signed with Atlanta as a free agent, Jan. 28.

2021.....Signed with Toronto as a free agent, May 14.

2021.....Signed with Chicago (AL) as a free agent, Aug. 31.

2022.....Signed with Washington as a free agent, Feb. 24.

#30 PAOLO ESPINO

paoloespino

@PaoloEspino10

RHP



BORN / 2023 OPENING DAY AGE **BATS / THROWS**
1/10/87 Panama City, PAN / 36 Right / Right

MLB SERVICE / OPTIONS USED **HEIGHT / WEIGHT**
2.075 / 1 of 3 5'10" / 212

ROUND / SCHOOL **SIGNING SCOUT**
10th Rd., 2006 Mike Soper (CLE)
IMG Academy (FL)

ACQUIRED
Signed as a Minor League free agent, Oct. 27, 2020.

ESPINO CAREER RECORD / UPDATED STATS

YEAR	CLUB	W	L	ERA	G	GS	CG	SHO	SV	IP	H	R	ER	HR	HB	BB	SO	SO/9	WP	BK	BAA
2007	Lake County	4	5	3.66	33	13	0	0	0	108.1	95	53	44	20	5	31	116	9.6	5	0	.231
2008	Kinston	0	2	8.49	7	6	0	0	0	29.2	39	31	28	5	5	11	20	6.1	1	0	.312
	Lake County	2	0	3.16	19	0	0	0	1	37.0	35	13	13	4	1	12	48	11.7	2	0	.252
2009	Akron	0	1	3.00	1	0	0	0	0	3.0	2	2	1	1	0	0	2	6.0	0	0	.167
	Lake County	2	1	6.75	5	2	0	0	0	13.1	19	10	10	1	3	2	14	9.5	0	0	.339
	Kinston	9	6	2.59	22	21	0	0	1	118.1	89	41	34	9	8	34	101	7.7	3	0	.206
2010	Akron	9	4	4.00	21	15	0	0	0	101.1	95	49	45	13	7	35	92	8.2	6	1	.245
	Columbus	3	3	5.62	7	7	0	0	0	41.2	43	26	26	7	2	12	32	6.9	2	0	.259
2011	Akron	6	0	2.44	22	5	0	0	1	81.0	66	22	22	8	3	18	78	8.7	4	0	.224
	Columbus	2	1	3.43	12	5	0	0	0	39.1	35	16	15	3	1	7	41	9.4	2	0	.229
2012	Columbus	0	1	6.75	2	2	0	0	0	6.2	10	8	5	2	1	4	5	6.8	1	0	.333
	Akron	7	3	3.09	22	20	0	0	0	116.1	116	42	40	7	4	34	106	8.2	3	0	.265
2013	Akron	2	5	5.35	15	13	0	0	0	79.0	90	52	47	10	5	27	73	8.3	1	1	.283
	Columbus	4	6	3.92	17	8	0	0	0	62.0	66	30	27	6	3	17	68	9.9	0	1	.269
2014	Harrisburg	6	5	3.98	24	16	0	0	0	113.0	98	52	50	12	11	23	112	8.9	1	0	.229
	Syracuse	0	0	1.35	1	1	0	0	0	6.2	2	1	1	0	0	1	4	5.4	0	0	.091
2015	Harrisburg	0	3	4.26	8	7	1	0	0	38.0	35	18	18	3	0	11	32	7.6	1	0	.245
	Syracuse	8	6	3.21	20	19	0	0	0	117.2	116	47	42	13	4	19	88	6.7	1	0	.260
2016	Syracuse	8	11	3.30	26	24	1	0	0	152.2	146	60	56	13	6	29	133	7.8	4	0	.248
2017	Colorado Springs	4	2	4.52	16	14	0	0	0	75.2	86	40	38	12	1	14	73	8.7	1	0	.285
	Milwaukee	0	0	6.11	6	2	0	0	0	17.2	17	13	12	5	3	8	13	6.6	0	0	.243
	Round Rock	1	0	3.00	1	0	0	0	0	3.0	1	1	1	0	0	1	4	12.0	0	0	.111
	Texas	0	0	5.68	6	0	0	0	0	6.1	6	4	4	2	0	2	7	9.9	0	0	.240
2018	Round Rock	0	0	15.00	3	0	0	0	0	6.0	10	11	10	2	0	4	6	9.0	1	0	.370
	Colorado Springs	4	5	4.83	19	10	0	0	0	54.0	62	31	29	7	3	22	52	8.7	0	0	.292
2019	Fresno	8	4	5.65	17	17	0	0	0	92.1	97	61	58	15	5	24	93	9.1	1	0	.266
	GCL Nationals	0	0	4.15	2	0	0	0	0	4.1	4	2	2	0	0	1	9	18.7	0	0	.250
2020	Washington	0	0	4.50	2	1	0	0	0	6.0	8	3	3	1	0	2	7	10.5	0	0	.320
2021	Washington	5	5	4.27	35	19	0	0	1	109.2	108	53	52	19	1	25	92	7.6	1	0	.256
2022	Washington	0	9	4.84	42	19	1	0	0	113.1	131	64	61	24	2	24	92	7.3	1	0	.287
MLB TOTALS		5	14	4.70	91	41	1	0	1	253.0	270	137	132	51	6	61	211	7.5	2	0	.271
MINORS TOTALS		89	74	3.97	342	225	2	0	3	1500.1	1457	719	662	173	78	393	1402	8.4	40	3	.253

CAREER

Right-hander enters the 2023 season on the heels of a career-high 42 appearances in 2022...Espino took part in his first full Major League campaign in 2021...He spent the 2020 season mainly at Washington's Alternate Training Site and the 2019 season with Triple-A Fresno...Was also in Washington's system from 2014-16.

2022

Opened the season in Washington's bullpen before joining the rotation on June 12...He ranked eighth in the National League with 1.91 walks per 9.0 innings (min. 100.0 IP)...He posted a 2.12 ERA in 23 relief outings...Espino issued just four walks in 30.1 innings across his first 21 outings...Tossed scoreless relief in 16 of the 21 games (2.08 ERA)...He became the first pitcher in Nationals history (2005-pres.) with at least 10 starts and no wins...Washington went 7-12 in his 19 starts despite Espino not getting a win...Tossed his first career complete game in a rain-shortened loss on Aug. 4 at Philadelphia (4.0 IP)...**2022 Pitch Mix:** 4-Seam Fastball (48%) Curveball (25.9%) Slider (21.4%) Changeup (4.8%).

2021

In his first full Major League season, Espino provided stability to Washington's pitching staff, both as a starter and a reliever...He went 0-1 with one save and a 3.42 ERA in 16 relief appearances...In six relief outings from April 24 to May 14, Espino retired 25 straight batters, a Nationals record (2005-pres.) for a reliever...Combined with the final four outs of his start on April 18 vs. Arizona, he retired 29 straight batters...He joined the rotation on June 16 and, in his next seven starts, went 3-0 with a 2.70 ERA with 23 strikeouts and six walks across 33.1 innings pitched...Earned his first career win on June 16 vs. Pittsburgh...Recorded first career save on June 23 at Philadelphia...On July 30 - trade deadline day - Espino was called upon to make the start in place of Jon Lester, who was traded at 3:55 p.m. ET...Espino allowed one earned run on four hits with six strikeouts in 5.1 innings to earn the win in a 4-3 victory over the Chicago Cubs...**2021 Pitch Mix:** 4-Seam (55.2%) Curveball (24.2%) Slider (16.4%) Changeup (4.1%).

AWARDS AND HONORS

- 2011..... International League Pitcher of the Week (Aug. 29)
- 2010..... International League Pitcher of the Week (Aug. 16)
- 2010..... Eastern League All-Star (mid-season)
- 2009..... Carolina League Pitcher of the Week (Aug. 17)

2020

Opened the season at the Alternate Training Site...Made the start on Sept. 22 vs. Philadelphia (4.0 IP, 7 H, 3 ER, 4 SO)...Did not issue a walk...Tossed 2.0 innings of one-hit, scoreless relief on Sept. 27 vs. New York (NL)...Struck out three batters with two walks... Following the season, he went 2-3 with a 3.72 ERA and a .208 opponents' batting average in six starts for Toros Del Este of the Dominican Winter League...**2020 Pitch Mix:** Four Seamer (54.5%) Curve (30.9%) Slider (9.1%) Changeup (5.5%).

2019

His eight wins were tied for sixth most in Washington's chain...Struck out 102 batters against 25 walks across 96.2 innings between Triple-A Fresno and the GCL Nationals.

2018

Went 4-5 with a 5.85 ERA in 22 games (10 starts) between Triple-A Round Rock and Triple-A Colorado Springs.

2017

Saw his first Major League action, posting no decisions with a 6.00 ERA in 12 games for Milwaukee and Texas...Had five total stints in the Majors.

2016

Had a 3.30 ERA with Syracuse in the International League, his lowest since 2012...Surpassed 150.0 innings for a second straight season, the second-highest total of his career (152.2 IP).

2015

Began the season with Double-A Harrisburg before joining Triple-A Syracuse in late May...Went 8-9 with a 3.47 ERA in 28 games (26 starts) between the two stops...His 120 strikeouts ranked third among Nationals farmhands, while his 3.47 ERA ranked seventh.

2014

In his first season in Washington's system, spent most of the year with Double-A Harrisburg before making one start with Triple-A Syracuse...Ranked second among Nationals farmhands and sixth in the Eastern League with 116 strikeouts.

2013

Began the season with Double-A Akron before being promoted to Triple-A Columbus in late May...Went 6-11 with a 4.72 ERA in 32 games (21 starts) between the two clubs.

2012

His 3.29 ERA and 111 strikeouts between Double-A Akron and Triple-A Columbus ranked fourth in Cleveland's organization...Following the season, played for Panama in the World Baseball Classic Qualifiers.

2011

Owned the fourth-best ERA (2.77) amongst Cleveland farmhands...Named International League Pitcher of the Week on Aug. 29.

2010

Earned Eastern League mid-season All-Star honors...Named International League Pitcher of the Week on Aug. 16.

2009

Led the Carolina League in ERA (2.59) and WHIP (1.04) and was tied for fifth in wins (9)...Named Carolina League Pitcher of the Week on Aug. 17.

2008

Went 2-2 with one save and a 5.53 ERA in 26 games (six starts) between Single-A Kinston and Single-A Lake County.

2007

Ranked third among Cleveland farmhands in strikeouts (116) and fourth in ERA (3.66).

PERSONAL

Paolo Alesandro Espino...Is married to wife, Leslie...They have two children, Alana and Mateo...Born in Panama City, Panama but attended Pendleton High School and IMG Academy in Bradenton, Fla.

TRANSACTIONS

2006 ...Selected by Cleveland in the 10th round of the First-Year Player Draft.

2013Signed with Chicago as a free agent, Nov. 18.

2014Signed with Washington as a free agent, April 10.

2016Signed with Milwaukee as a free agent, Nov. 10.

2017Acquired by Texas in exchange for cash considerations, Aug. 26.

2017Signed with Texas as a free agent, Dec. 21.

2018Signed with Milwaukee as a free agent, May 1.

2019Signed with Washington as a free agent, Jan. 16.

2020 ...Signed with Washington as a free agent, Oct. 27.

#47 JOSE FERRER

@jose_ferrer03

LHP

BORN / 2023 OPENING DAY AGE **BATS / THROWS**
3/3/00 Maimón, DOM / 23 Left / Left

MLB SERVICE / OPTIONS USED **HEIGHT / WEIGHT**
0.000 / 0 of 3 6'1" / 229

SIGNING SCOUT
Moises de la Mota (WSH)

ACQUIRED
Signed as a non-drafted free agent, July 2, 2017.

FERRER CAREER RECORD / UPDATED STATS

Research Tool BASEBALL PREFERENCE savant FANGRAPHS

YEAR	CLUB	W	L	ERA	G	GS	CG	SHO	SV	IP	H	R	ER	HR	HB	BB	SO	SO/9	WP	BK	AVG
2017										DID NOT PITCH / Signed Late											
2018	DSL Nationals	1	1	3.60	14	0	0	0	0	30.0	28	21	12	0	6	11	53	15.9	9	0	.230
2019	GCL Nationals	2	3	2.91	9	2	0	0	0	21.2	13	8	7	0	5	13	24	10.0	5	0	.173
2020										DID NOT PITCH											
2021	FCL Nationals	0	4	2.78	17	0	0	0	2	37.2	31	18	11	1	5	9	47	11.9	7	0	.226
2022	Fredericksburg	1	0	1.42	13	0	0	0	2	19.0	12	4	3	1	0	1	24	11.4	0	0	.171
	Wilmington	2	1	2.56	28	0	0	0	9	38.2	32	15	11	6	0	9	43	10.0	1	0	.225
	Harrisburg	0	1	4.70	7	0	0	0	0	7.2	10	4	4	1	1	1	11	12.9	0	0	.323
MINORS TOTALS		6	10	2.83	88	2	0	0	13	152.2	126	70	48	9	17	44	202	11.9	22	0	.218

CAREER

Left-handed reliever was added to Washington's 40-man roster following the 2022 season.

2022

Enjoyed a breakout season, going 3-2 with 11 saves and a 2.48 ERA in 48 relief appearances between Single-A Fredericksburg, High-A Wilmington and Double-A Harrisburg...Ferrer ranked among Nationals Minor Leaguers in saves (3rd, 11) and games (T3rd, 48)...His 11 saves ranked fifth in the South Atlantic League...He posted 78 strikeouts and just 11 walks in 65.1 innings between the three stops...He was selected to participate in the 2022 SiriusXM All-Star Futures Game (0.1 IP, SO)...In 22 games from June 5 to Aug. 11, he went 2-0 with six saves and a 0.86 ERA (3 ER/31.1 IP) while pitching for High-A Wilmington...This included an 18.2 scoreless innings streak from June 5 to July 10, the longest scoreless innings streak among South Atlantic League pitchers in 2022.

2021

Spent the entire season with the Florida Complex League Nationals.

2020

Participated in Instructional League following the season.

2019

Advanced to the GCL Nationals...Made the only two starts of his professional career.

2018

Made his professional debut with the DSL Nationals.

PERSONAL

Jose Alexander Ferrer.

TRANSACTIONS

2017.....Signed as a non-drafted free agent, July 2.

AWARDS AND HONORS

2023..... Washington's No. 20 prospect, per *Baseball America*
2022..... SiriusXM All-Star Futures Game (LAD)



2019 POSTSEASON NATIONALS IN PARK NATIONALS IN THE COMMUNITY FRONT OFFICE & OWNERSHIP EXECUTIVES MANAGER & COACHING STAFF PLAYERS 2022 IN REVIEW SCOUTING, RESEARCH & PLAYER DEV. HISTORY & RECORDS MEDIA



#67 KYLE FINNEGAN

Instagram: KyleFinnegan22

Twitter: @KyleFinnegan22

RHP



BORN / 2023 OPENING DAY AGE 9/4/91 Detroit, Mich. / 31
BATS / THROWS Right / Right

MLB SERVICE / OPTIONS USED 3.000 / 0 of 3
HEIGHT / WEIGHT 6'2" / 200

ROUND / SCHOOL 6th Rd., 2013 Texas State University
SIGNING SCOUT Armann Brown (OAK)

ACQUIRED Signed with Washington as a Major League free agent, Dec. 8, 2019.

FINNEGAN CAREER RECORD / UPDATED STATS													Research Tool		BASEBALL REFERENCE		savant		FAN GRAPHS		
YEAR	CLUB	W	L	ERA	G	GS	CG	SHO	SV	IP	H	R	ER	HR	HB	BB	SO	SO/9	WP	BK	BAA
2013	Vermont	3	3	2.70	11	11	0	0	0	50.0	43	18	15	0	1	12	35	6.3	2	0	.231
	Beloit	1	1	9.82	2	2	0	0	0	7.1	12	8	8	1	0	6	5	6.1	0	0	.375
2014	Beloit	7	9	3.69	23	23	1	1	0	119.2	99	53	49	12	4	52	55	4.1	3	0	.227
	Midland	0	1	11.81	1	1	0	0	0	5.1	10	7	7	3	1	1	6	10.1	1	0	.455
2015	Stockton	9	9	5.44	28	24	0	0	0	127.1	139	83	77	19	2	41	96	6.8	10	0	.275
2016	Stockton	1	0	3.32	13	0	0	0	1	21.2	19	8	8	1	0	12	28	11.6	3	0	.235
	Midland	1	3	2.14	30	0	0	0	6	42.0	31	13	10	3	1	20	41	8.8	1	0	.208
2017	Midland	1	3	3.19	29	0	0	0	9	36.2	36	13	13	4	1	8	36	8.8	5	0	.254
	Nashville	1	1	4.94	17	0	0	0	3	23.2	25	18	13	4	0	17	21	8.0	2	0	.275
2018	Nashville	0	2	7.13	13	0	0	0	1	17.2	22	16	14	2	0	7	17	8.7	2	0	.297
	AZL Athletics	0	0	18.00	2	2	0	0	0	2.0	4	4	4	0	0	1	3	13.5	2	0	.400
	Midland	1	1	2.16	21	0	0	0	13	25.0	18	11	6	0	0	11	28	10.1	1	0	.207
2019	Midland	0	1	1.59	21	0	0	0	9	22.2	16	5	4	0	1	7	36	14.3	4	0	.190
	Las Vegas	3	1	2.89	21	0	0	0	5	28.0	23	10	9	3	0	12	36	11.6	4	0	.228
2020	Washington	1	0	2.92	25	0	0	0	0	24.2	21	10	8	2	1	13	27	9.9	2	0	.226
2021	Washington	5	9	3.55	68	0	0	0	11	66.0	64	39	26	9	2	34	68	9.3	8	0	.251
2022	Washington	6	4	3.51	66	0	0	0	11	66.2	54	28	26	9	0	22	70	9.4	0	1	.221
MLB TOTALS		12	13	3.43	159	0	0	0	22	157.1	139	77	60	20	3	69	165	9.4	10	1	.235
MINORS TOTALS		28	35	4.03	232	63	1	1	47	529.0	497	267	237	52	11	207	443	7.5	40	0	.249

CAREER

Signed with the Nationals in Dec. 2019 after seven seasons in Oakland's system...is under team control until 2025...Burst onto the Major League scene in 2020, becoming a reliable member of Washington's bullpen...Followed that up in 2021 by being named Washington's Pitcher of the Year by the D.C. media...In 2018 and 2019, combined to go 28-for-30 in save opportunities while posting a 3.49 ERA and 11.3 strikeouts per 9.0 innings (120 SO in 95.1 IP)...He began his career as a starter, but converted to a relief role in 2016.

2022

Led Washington's bullpen with 14 holds and was second on the club with 11 saves and a career-high 70 strikeouts...Posted a 2.02 ERA (8 ER/35.2 IP) and a .176 opponents' average in 34 games at home...Enjoyed his best stretch from July 3 to Sept. 1: 3-0, seven saves, two holds, 1.50 ERA (4 ER/24.0 IP), 20 SO, .154 opponents' average in 21 games...Finished the season strong, going 1-0 with 3 saves, a 0.90 ERA (1 ER/10.0 IP), 12 strikeouts and one walk in his final nine games...Pitched both ends of a doubleheader twice (4/20 vs. ARI, 6/17 vs. PHI)...**2022 Pitch Mix:** Sinker (78.8%) Slider (12.2%) Split Finger (9%).

2021

In his second Major League season, led Washington relievers in games (1st, 68) and strikeouts (1st, 68) and his 11 saves ranked second behind Brad Hand (21)...Became the closer and recorded his first career save on July 29 at Philadelphia...From that point, his 11 saves were tied for sixth in the National League...From July 20 through Sept. 12, Finnegan went 2-4 with nine saves, a 0.74 ERA (2 ER/24.1 IP), 20 strikeouts, 11 walks and a .167 opponents' average...Recorded the fifth immaculate inning in Nationals history (2005-pres.) on May 5 vs. Atlanta...**2021 Pitch Mix:** Sinker (68.4%) Slider (19.4%) Split Finger (12.2%).

2020

Made Washington's Opening Day roster...Led the Nationals bullpen with 25 appearances in his first Major League experience...Offered scoreless relief in 21 of the 25 outings...Tossed more than 1.0 inning in five of those 25...Made his MLB debut, July 25 vs. New York Yankees (1.0 IP, H)...Recorded his first win, Aug. 22 vs. Miami (0.1 IP, SO)...Tossed 2.0 gutsy innings on Sept. 11 vs. Atlanta, pitching the 10th and 11th innings with a runner on second base without allowing either to score...Capped the 2020 season with a 0.00 ERA (9.1 IP) with 10 strikeouts in his last eight outings...**2020 Pitch Mix:** Sinker (70.2%) Slider (20.8%) Split Finger (8.8%) Four Seamer (0.2%).

AWARDS AND HONORS

- 2021..... Washington's Pitcher of the Year (D.C. Media)
- 2019..... Texas League All-Star (mid-season)
- 2017..... Texas League All-Star (mid-season)
- 2015..... California League Pitcher of the Week (May 18)
- 2015..... Oakland's No. 25 prospect, per *Baseball America*
- 2014..... Midwest League All-Star (mid-season)
- 2014..... Oakland's No. 16 prospect, per *Baseball America*

2019 POSTSEASON

NATIONALS IN THE COMMUNITY PARK

FRONT OFFICE NATIONALS IN THE COMMUNITY PARK

EXECUTIVES FRONT OFFICE NATIONALS IN THE COMMUNITY PARK

MANAGER & COACHING STAFF

PLAYERS

2022 IN REVIEW

HISTORY & RECORDS

SCOUTING, RESEARCH & PLAYER DEV.

MEDIA



**2019**

Went 3-2 with a 2.31 ERA (13 ER/50.2 IP) in 42 appearances between Triple-A Las Vegas and Double-A Midland...14 saves led Oakland's Minor League system...Opposing batters hit .210 (39-for-186) against him...Posted career marks in strikeouts per 9.0 IP (12.8), SO/BB (3.79), WHIP (1.14) and hits per 9.0 IP (6.9).

2018

Went 14-for-14 in save opportunities while going 1-3 with a 4.84 ERA in 36 games...He struck out 48 batters and surrendered just two home runs.

2017

Advanced to Triple-A for the first time...Went 2-4 with 12 saves and a 3.88 ERA in 46 games between Double-A Midland and Triple-A Nashville.

2016

In his first season in the bullpen, went 2-3 with seven saves and a 2.54 ERA in 43 games between Single-A Stockton and Double-A Midland.

2015

Went 9-9 with a 5.44 ERA in 28 games (24 starts) for Single-A Stockton.

2014

Began the season with Single-A Beloit before joining Double-A Midland...Went 7-10 with a 4.03 ERA in 24 starts between the two stops.

2013

In his first professional season, went 4-4 with a 3.61 ERA in 13 games between Single-A Vermont and Single-A Beloit.

PERSONAL

Kyle Edward Finnegan...Is married to wife, Rachel...They have two daughters, Brayden and Carsen, and one son, Cooper...Carsen and Cooper are twins...Graduated from Kingwood (Texas) High School...Attended Texas State University.

TRANSACTIONS

2013.....Selected by Oakland in the sixth round of the First-Year Player Draft.

2019.....Signed with Washington as a Major League free agent, Dec. 8, 2019.



#13 LUCIUS FOX

Instagram: @_legendlu

Twitter: @L_fox24

SS



BORN / 2023 OPENING DAY AGE BATS / THROWS
7/2/97 Nassau, BAH / 25 Switch / Right

MLB SERVICE / OPTIONS USED HEIGHT / WEIGHT
0.034 / 3 of 3 6'1" / 182

SCHOOL SIGNING SCOUT
American Heritage (FL.) HS Jose Alou (SFG)

ACQUIRED
Claimed off waivers from Baltimore, Nov. 30, 2021.

FOX CAREER RECORD / UPDATED STATS

YEAR	CLUB	AVG	G	AB	R	H	TB	2B	3B	HR	RBI	SH	SF	HP	BB	SO	SB	CS	OBP	SLG	OPS	F
2016	Augusta	.207	75	285	46	59	79	6	4	2	16	3	2	4	37	76	25	7	.305	.277	.582	32
2017	Bowling Green	.278	77	302	45	84	109	13	3	2	27	2	1	7	33	80	27	10	.362	.361	.722	13
	Charlotte	.235	30	115	19	27	33	3	0	1	12	0	1	3	12	33	3	3	.321	.287	.608	5
2018	Charlotte	.282	89	351	54	99	124	17	1	2	30	2	1	8	42	79	23	7	.371	.353	.724	10
	Montgomery	.221	27	104	14	23	31	3	1	1	9	4	2	2	8	20	6	2	.284	.298	.583	5
2019	Durham	.143	15	42	6	6	8	0	1	0	1	1	0	0	6	15	2	0	.250	.190	.440	0
	Montgomery	.230	104	365	60	84	125	16	8	3	33	1	3	9	53	89	37	11	.340	.342	.682	17
2020	Charlotte																					
	Kansas City																					
2021	ACL Royals Blue	.000	2	4	2	0	0	0	0	0	0	0	0	0	3	3	0	0	.429	.000	.429	0
	ACL Royals Gold	.400	3	10	1	4	8	1	0	1	3	0	0	0	1	3	0	0	.455	.800	1.255	0
	Omaha	.242	57	215	41	52	78	14	0	4	21	1	1	2	33	61	19	2	.347	.363	.709	7
2022	Washington	.080	10	25	2	2	2	0	0	2	2	0	0	1	9	1	0	.115	.080	.195	2	
	Rochester	.228	55	206	28	47	70	7	2	4	25	2	0	1	22	61	12	4	.306	.340	.646	6
	FCL Nationals	.500	3	10	2	5	6	1	0	0	3	0	1	2	1	2	1	0	.571	.600	1.171	0
	MLB TOTALS	.080	10	25	2	2	2	0	0	2	2	0	0	1	9	1	0	.115	.080	.195	2	
	MINORS TOTALS	.244	537	2009	318	490	671	81	20	20	180	16	12	38	251	522	155	46	.337	.334	.671	37

CAREER

Switch-hitting middle infielder was claimed off waivers in Nov. 2021...With his MLB debut in 2022, became the ninth Bahamian born player in MLB history...Was the "Best Defensive Infielder" in the Rays organization according to *Baseball America* in 2018.

2022

Made his first Opening Day roster...Made his MLB debut on April 10 vs. New York (NL)...Put down a game-tying safety squeeze in the eighth inning...Recorded his first Major League hit and stolen base on May 1 at San Francisco (INF single off A. Cobb).

2021

Hit .245 and posted a .353 on-base percentage with 15 doubles, five homers, 24 RBI, 37 walks, 19 stolen bases and 43 runs scored in 62 games.

2020

Split the season between Tampa Bay and Kansas City's Alternate Training Site.

2019

Led the Southern League and ranked second among Rays farmhands with 37 stolen bases.

2018

Hit .268 with three homers, 39 RBI and 29 stolen bases in 116 games.

2017

Was Tampa Bay's Minor League Baserunner of the Year.

2016

Stole 25 bases in his first professional season, third-most among Giants Minor Leaguers.

PERSONAL

Lucius Kadeem Fox...Graduated from American Heritage (Fla.) High School...Moved back to the Bahamas before signing with the Giants...Hosts the "Don't Blink Home Run Derby in Paradise" in the Bahamas...The event includes a youth camp...The derby is held on a raised platform on the beach.

TRANSACTIONS

2015.....Signed with San Francisco as a non-drafted free agent, July 2.

2016....Acquired by Tampa Bay with INF Matt Duffy and RHP Michael Santos in exchange for LHP Matt Moore, Aug. 1.

2020....Acquired by Kansas City in exchange for OF Brett Phillips, Aug. 27.

2021.....Claimed off waivers by Baltimore, Nov. 19.

2021.....Claimed off waivers by Washington, Nov. 19.

AWARDS AND HONORS

- 2021..... Kansas City's No. 22 prospect, per *Baseball America*
- 2020..... Tampa Bay's No. 24 prospect, per *Baseball America*
- 2019..... Southern League All-Star (post-season)
- 2019..... Tampa Bay's No. 22 prospect, per *Baseball America*
- 2018..... Arizona Fall League All-Prospect Team
- 2018..... Arizona Fall League Rising Stars Game
- 2018..... Florida State League All-Star (mid-season)
- 2018..... Tampa Bay's No. 7 prospect, per *Baseball America*
- 2017..... Tampa Bay's Baserunner of the Year
- 2017..... SiriusXM All-Star Futures Game (MIA)
- 2017..... Tampa Bay's No. 16 prospect, per *Baseball America*
- 2016..... San Francisco's No. 4 prospect, per *Baseball America*

2019 POSTSEASON

NATIONALS IN THE PARK

THE COMMUNITY

FRONT OFFICE

EXECUTIVES

MANAGER & COACHING STAFF

PLAYERS

2022 IN REVIEW

HISTORY & RECORDS

SCOUTING, RESEARCH & PLAYER DEV.

MEDIA



#2 LUIS GARCÍA

@luisgarcia_jr17

2B

BORN / 2023 OPENING DAY AGE **BATS / THROWS**
5/16/00 New York, N.Y. / 22 Left / Right

MLB SERVICE / OPTIONS USED **HEIGHT / WEIGHT**
1.164 / 2 of 3 6'2" / 220

SIGNING SCOUT
Carlos Ulloa (WSH)

ACQUIRED
Signed as a non-drafted free agent, July 2, 2016.



GARCÍA CAREER RECORD / UPDATED STATS

YEAR	CLUB	AVG	G	AB	R	H	TB	2B	3B	HR	RBI	SH	SF	HP	BB	SO	CS	OBP	SLG	OPS	E	
2016																						
DID NOT PLAY / Signed Late																						
2017	GCL Nationals	.302	49	199	25	60	77	8	3	1	22	2	1	0	9	32	11	2	.330	.387	.717	4
2018	Hagerstown	.297	78	296	48	88	119	14	4	3	31	4	4	0	19	49	8	5	.335	.402	.737	18
	Potomac	.299	49	204	34	61	84	7	2	4	23	2	2	1	12	33	4	1	.338	.412	.750	6
2019	Harrisburg	.257	129	525	66	135	177	22	4	4	30	7	3	1	17	86	11	5	.280	.337	.617	16
2020	Washington	.276	40	134	18	37	49	6	0	2	16	0	0	0	5	29	1	1	.302	.366	.668	6
2021	Rochester	.303	37	142	26	43	85	3	0	13	25	0	1	1	15	26	1	1	.371	.599	.970	14
	Washington	.242	70	236	29	57	97	18	2	6	22	0	0	0	11	43	0	2	.275	.411	.686	10
2022	Rochester	.308	45	185	39	57	96	7	4	8	32	0	2	0	18	36	3	0	.366	.519	.885	12
	Washington	.275	93	360	29	99	147	23	2	7	45	1	4	1	11	84	3	4	.295	.408	.703	16
MLB TOTALS		.264	203	730	76	193	293	47	4	15	83	1	4	1	27	156	4	7	.290	.401	.691	32
MINORS TOTALS		.286	387	1551	238	444	638	61	17	33	163	15	13	3	90	262	38	14	.324	.411	.735	69

CAREER

Left-handed hitting infielder with an advanced approach for his young age...Made his Major League debut in 2020 as the youngest player in the big leagues...Was also the youngest player in the Eastern League in 2019...Was Washington's Defensive Player of the Year in 2019...Made it to No. 2 on Washington's prospect list before making his debut...*Baseball America* has rated him as the "Best Hitter for Average," the "Best Defensive Infielder" and the "Best Infield Arm" in Washington's system at points along the way.

2022

Opened the season with Triple-A Rochester before being recalled on June 1...From that point through the end of the season, he led the Nationals in average (.275), hits (99), doubles (23) and RBI (45)...He was second on the club in extra-base hits (32) and slugging percentage (.408)...García's 23 doubles were tied for 15th in the National League from June 1 through the end of the season...In his first 34 games after being called up, García hit .326/.333/.473 with 11 doubles, one triple, two homers, 14 RBI, one walk, one stolen base and 12 runs scored...Clubbed an eighth-inning, go-ahead, two-run homer on July 26 at Los Angeles (NL)...Recorded a career-high 20-game on-base streak from Aug. 8 to Sept. 17...Transitioned from shortstop to second base when the Nationals acquired CJ Abrams from the San Diego Padres.

2021

Enjoyed four Major League stints...Became Washington's everyday second baseman from July 29 through the end of the season...From Aug. 31 through the end of the season, he led the National League with 12 doubles, tying with Jose Altuve and Whit Merrifield for the Major League lead...He added a triple and three home runs during this stretch and was tied for ninth in the National League with 16 extra-base hits...García capped the 2021 season hitting .293 (17-for-58) with five doubles, one home run, 11 RBI, one walk and six runs scored across his last 15 games...He hit safely in 11 of the 15 games...Recorded his first career multi-HR game, Aug. 4 vs. Philadelphia...At 21 years, 80 days old, became the youngest player in MLB to have a two-homer game since Juan Soto (8/18, 2019 vs. MIL)...Hit .297/.318/.453 against left-handed pitchers in 2021...His career high 13 home runs with Triple-A Rochester were tied for first in Washington's system at time of recall on July 29.

2020

Opened the season at the Alternate Training Site (Fredericksburg)...Joined Washington on Aug. 14 when his contract was selected between games of the doubleheader...Made his MLB debut that night and recorded his first MLB hit, a single off Tommy Milone...Ranked among National League rookies (min. 135 PA) in batting average (3rd, .276), slugging percentage (4th, .366) and OPS (4th, .668)...Hit his first MLB homer on Aug. 17 at Atlanta (Toussaint)...Hit game-winning, 10th-inn., two-run homer, Sept. 16 at Tampa Bay Rays (Anderson)...In 17 games from Sept. 1-20, he hit .375 (21-for-56) with four doubles, one homer, six RBI, one walk and nine runs scored.

AWARDS AND HONORS

- 2022 International League Player of the Week (April 18)
- 2021 MiLB.com Organization All-Star
- 2021 Triple-A East Offensive Player of the Week (June 6)
- 2020 Washington's No. 2 prospect, per *Baseball America*
- 2019 Washington's Minor League Defensive Player of the Year
- 2019 Washington's No. 3 prospect, per *Baseball America*
- 2019 Arizona Fall League Rising Star
- 2018 SiriusXM All-Star Futures Game at WSH
- 2018 Washington's No. 6 prospect, per *Baseball America*
- 2017 Washington's No. 7 prospect, per *Baseball America*

2019 POSTSEASON NATIONALS IN THE COMMUNITY PARK
FRONT OFFICE NATIONALS IN THE COMMUNITY PARK
EXECUTIVES FRONT OFFICE NATIONALS IN THE COMMUNITY PARK
MANAGER & COACHING STAFF
PLAYERS
2022 IN REVIEW
HISTORY & RECORDS
SCOUTING, RESEARCH & PLAYER DEV.
MEDIA



2019

Spent the season with Double-A Harrisburg and led the club with 129 games played, 135 hits, four triples (tied), 11 stolen bases and 66 runs scored... At 19 years old, was the youngest player in the Eastern League, where he ranked tied for second in hits and seventh in runs scored...From May 30 through the end of the season, he hit .282 with 17 doubles, three triples, four homers, 22 RBI and 43 runs scored in 81 games.

2018

Ranked fifth among Nationals farmhands, hitting .298 in 127 games between Single-A Hagerstown and Single-A Potomac...Was promoted to Potomac on July 4...At the time of his promotion, was leading Hagerstown with 31 RBI...Was selected to participate in the 2018 SiriusXM All-Star Futures Game... Was the youngest player in both the South Atlantic League (17 years old) and Carolina League (18 years old).

2017

As the second-youngest player in the Gulf Coast League in 2017, ranked 10th in the circuit with a .302 batting average and third with 60 hits...Also ranked second among Nationals farmhands with that .302 average.

PERSONAL

Luis Victoriano García...Was born in New York...Moved to the Dominican Republic when he was three years old...Father, Luis García, is a former Major Leaguer...Was rated by *Baseball America* as the No. 3 prospect and as the No. 7 prospect by MLB.com in the 2016 international signing class...According to *Baseball America*, he was considered the "most exciting player" in the 2016 class.

TRANSACTIONS

2016Signed with Washington as a non-drafted free agent, July 2.



#36 STONE GARRETT

Instagram: [stonegarrett](#)

Twitter: [@stonegarrett_](#)

OF



BORN / 2023 OPENING DAY AGE **BATS / THROWS**
 11/22/95 Sugar Land, Tex. / 27 Right / Right

MLB SERVICE / OPTIONS USED **HEIGHT / WEIGHT**
 0.050 / 0 of 3 6'2" / 224

ROUND / SCHOOL **SIGNING SCOUT**
 8th Rd., 2014 Ryan Wardinsky (MIA)
 George Ranch (TX.) High School

ACQUIRED
 Signed as a Major League free agent, Nov. 29, 2022.

GARRETT CAREER RECORD / UPDATED STATS

YEAR	CLUB	AVG	G	AB	R	H	TR	7B	3B	HR	RBI	SH	SF	HP	BB	SO	SB	CS	OBP	SLG	OPS	F
2014	GCL Marlins	.236	40	148	17	35	40	3	1	0	11	0	1	0	7	31	4	1	.269	.270	.540	5
2015	Batavia	.297	58	222	36	66	129	18	6	11	46	0	4	2	19	60	8	5	.352	.581	.933	2
2016	GCL Marlins Greensboro	.143	3	7	1	1	1	0	0	0	0	0	0	0	2	3	1	0	.333	.143	.476	0
2017	Jupiter	.212	94	373	37	79	117	24	1	4	29	2	1	2	21	126	8	1	.257	.314	.571	3
2018	GCL Marlins Jupiter	.333	4	15	2	5	13	1	2	1	5	0	1	1	0	3	0	0	.353	.867	1.220	0
2019	Jacksonville	.243	64	251	30	61	93	9	4	5	30	0	0	3	10	85	14	5	.280	.371	.651	3
2020		.243	119	412	55	100	170	20	4	14	63	0	0	9	18	127	15	7	.289	.413	.702	4
2021	Amarillo	.280	103	407	65	114	210	19	1	25	81	0	4	4	20	118	17	5	.317	.516	.833	4
2022	Reno	.000	2	5	0	0	0	0	0	0	0	0	0	0	1	1	0	0	.167	.000	.167	0
2022	Reno	.275	103	389	73	107	221	22	4	28	95	0	6	3	33	105	15	2	.332	.568	.900	2
	Arizona	.276	27	76	13	21	41	8	0	4	10	0	1	1	3	27	3	1	.309	.539	.848	0
	MLB TOTALS	.276	27	76	13	21	41	8	0	4	10	0	1	1	3	27	3	1	.309	.539	.848	0
	MINORS TOTALS	.251	642	2426	337	610	1067	125	25	94	376	3	17	27	142	730	83	28	.298	.440	.738	18

CAREER

Power-hitting outfielder signed a Major League contract and is under team control for six seasons...After being released by Miami in 2019, earned his real estate license...Signed with Arizona after messaging with a scout on LinkedIn...Enters 2023 with 57 homers, 187 RBI and a .538 slugging percentage in 235 total (MLB/MinLB) games across the last two seasons (2021-22)...Is the only player in the Minor Leagues to have at least 25 homers and 15 stolen bases in each of the last two seasons...Additionally, is one of two Minor Leaguers to have amassed at least 50 homers and 30 stolen bases across the last two seasons.

2022

Made his Major League debut on Aug. 17 vs. San Francisco and recorded first MLB hit (double off Rodon)...Recorded hits in four of his first five at bats, including three doubles...Hit safely in 10 of his first 12 games (16-for-39, 4 2B, 3 HR, 7 RBI, 3 BB, 3 SB)...Hit his first Major League home run on Aug. 28 at White Sox (Cease)...Ranked among all Minor Leaguers in RBI (T2nd, 96), home runs (T4th, 28), extra-base hits (T6th, 54) and total bases (10th, 221) at the time of his promotion...Finished the season ranked in Arizona's system in home runs (2nd, 28), extra-base hits (2nd, 54), slugging percentage (2nd, .568), RBI (3rd, 95), OPS (6th, .900) despite playing only 103 Minor League games.

2021

Hit .277 with 19 doubles, one triple, 25 homers, 81 RBI, 17 stolen bases and 65 runs scored in 105 games between Double-A and Triple-A.

2020

Did not play.

2019

In final season in Miami's system, earned Southern League Player of the Week honors on July 21.

2014-2018

Advanced to become one of Miami's top 10 prospects, reaching as high as No. 4 in 2016...Hit .238/.284/.384 with 64 doubles, 16 triples, 27 homers, 137 RBI, 70 walks, 36 stolen bases and 144 runs scored in 315 games across those five seasons.

PERSONAL

Gregory Stone Garrett...Graduated from George Ranch (Tex.) High School...Committed to Rice University in Houston but signed with Miami.

TRANSACTIONS

2014....Selected by Miami in eighth round of First-Year Player Draft.

2021....Signed with Arizona as a free agent, March 12.

2022....Signed with Washington as a Major League free agent, Nov. 29.

AWARDS AND HONORS

- 2022..... MiLB.com Organization All-Star
- 2022..... Pacific Coast League All-Star
- 2022..... Pacific Coast League Player of the Month (April)
- 2021..... MiLB.com Organization All-Star
- 2021..... Texas League All-Star
- 2019..... Southern League Player of the Week (July 21)
- 2017..... Miami's No. 9 prospect, per *Baseball America*
- 2016..... Miami's No. 4 prospect, per *Baseball America*
- 2015..... MiLB.com Organization All-Star
- 2015..... *Baseball America* Minor League All-Star
- 2015..... New York-Penn League All-Star (mid-season)
- 2015..... New York-Penn League Player of the Month (Aug.)

2019 POSTSEASON NATIONALS IN THE COMMUNITY PARK FRONT OFFICE NATIONALS IN THE COMMUNITY PARK EXECUTIVES & OWNERSHIP & OWNERSHIP MANAGER & COACHING STAFF PLAYERS IN REVIEW HISTORY & RECORDS SCOUTING, RESEARCH & PLAYER DEV. MEDIA



#1 MACKENZIE GORE

Instagram: [mgore1_](#)

Twitter: [@Mgore181](#)

LHP



BORN / 2023 OPENING DAY AGE **BATS / THROWS**
 2/24/99 Wilmington, N.C. / 24 Left / Left

MLB SERVICE / OPTIONS USED **HEIGHT / WEIGHT**
 1.000 / 0 of 3 6'2" / 192

ROUND / SCHOOL **SIGNING SCOUT**
 1st Rd., 2017 (3rd) Nick Brannon (SD)
 Whiteville (NC) High School

ACQUIRED
 Via trade from the San Diego Padres, Aug. 2, 2022.

GORE CAREER RECORD / UPDATED STATS

YEAR	CLUB	W	L	FRA	G	GS	CG	SHO	SV	IP	H	R	ER	HR	HB	BB	SO	SO/9	WP	BK	AVG	
2017	AZL Padres	0	1	1.27	7	7	0	0	0	21.1	14	5	3	0	1	7	34	14.3	1	0	.184	
2018	Fort Wayne	2	5	4.45	16	16	0	0	0	60.2	61	35	30	5	5	18	74	10.9	9	0	.260	
2019	Lake Elsinore	7	1	1.02	15	15	0	0	0	79.1	36	9	9	4	2	20	110	12.5	4	0	.137	
	Amarillo	2	1	4.15	5	5	0	0	0	21.2	20	10	10	3	1	8	25	10.4	2	0	.250	
2020	University of San Diego																					
	Alternate Training Site																					
2021	AZL Padres	1	0	1.65	3	3	0	0	0	16.1	13	3	3	0	1	4	22	12.1	2	0	.220	
	Fort Wayne	0	1	5.40	1	1	0	0	0	5.0	3	3	3	0	0	4	5	9.0	0	0	.176	
	San Antonio	0	0	3.00	2	2	0	0	0	9.0	6	3	3	0	0	8	16	16.0	1	0	.182	
	El Paso	0	2	5.85	6	6	0	0	0	20.0	24	17	13	3	1	12	18	8.1	1	0	.289	
2022	El Paso	0	0	0.00	1	1	0	0	0	5.0	2	0	0	0	0	0	7	12.6	0	0	.125	
	San Diego	4	4	4.50	16	13	0	0	0	70.0	66	35	35	7	4	37	72	9.3	6	0	.248	
	Rochester	0	1	5.25	4	4	0	0	0	12.0	16	7	7	3	1	4	9	6.8	1	0	.320	
MLB TOTALS		4	4	4.50	16	13	0	0	0	70.0	66	35	35	7	4	37	72	9.3	6	0	.248	
MINORS TOTALS		12	12	2.91	60	60	0	0	0	250.1	195	92	81	18	12	85	320	11.5	21	0	.214	

CAREER

Left-handed starter was acquired by Washington at the 2022 Trade Deadline...Entered 2020 as the No. 6 prospect in all of baseball and 2021 as the No. 10 prospect, according to *Baseball America* ...Was cited by *Baseball America* as having the "Best Fastball" in San Diego's system entering the 2022 season and the "Best Slider" in 2021 and 2018... Was the 2017 Gatorade Male High School Athlete of the Year, just the second baseball player to win the award at the time (Dylan Bundy in 2011; Bobby Witt Jr. in 2019).

2022

Made his Major League debut with San Diego on April 15 vs. Atlanta (5.1 IP, 3 H, 2 ER, HR, 2 BB, 3 SO)...Earned his first win in his next start, April 20 vs. Cincinnati (5.0 IP, 4 H, 2 BB, 7 SO)...Struck out 10 batters, April 27 at Cincinnati and June 4 at Milwaukee... Was on the Injured List (left elbow inflammation) at the time of the trade...**2022 Pitch Mix:** 4-Seam Fastball (60.9%) Curveball (18%) Slider (15.7%) Changeup (5.3%).

2021

Went 1-3 with a 3.93 ERA in 12 starts between three levels of San Diego's system.

2020

Spent the season at San Diego's Alternate Training Site.

2019

Put together his best professional season...Led Minor League Baseball (min. 100.0 IP) in ERA (1.69) and WHIP (0.83) and was second in opponents' batting average (.161)...Ranked third in San Diego's system in strikeouts (135) despite making just 20 starts.

2018

Went 2-5 with a 4.45 ERA in 16 games (16 starts) for Single-A Fort Wayne.

2017

Reported to the Arizona League following the 2017 Draft.

PERSONAL

Mackenzie Evan Gore...Led Whiteville (N.C.) High School to three state titles in four years...Was the Gatorade National High School Athlete of the Year for all sports in 2017...Went 11-0 with a 0.19 ERA (2 ER) and 158 strikeouts (5 BB) in 74.1 innings...Struck out all 15 batters in 5.0 perfect innings in one start...Also hit .480 with six home runs, 25 RBI and an .880 slugging percentage.

TRANSACTIONS

2017.....Selected in the first round (No. 3 overall) in the First-Year Player Draft.

2022....Acquired by Washington along with shortstop CJ Abrams, outfielder Robert Hassell III, outfielder James Wood, right-handed pitcher Jarlin Susana and first baseman/designated hitter Luke Voit from the San Diego Padres in exchange for outfielder Juan Soto and first baseman Josh Bell on Aug. 2, 2022.

AWARDS AND HONORS

- 2022**..... San Diego's No. 4 prospect, per *Baseball America*
- 2021**..... San Diego's No. 1 prospect, per *Baseball America*
- 2020**..... San Diego's No. 1 prospect, per *Baseball America*
- 2019**..... MiLB.com Organization All-Star
- 2019**..... *Baseball America* Minor League All-Star
- 2019**..... California League All-Star (post-season)
- 2019**..... SiriusXM All-Star Futures Game (CLE)
- 2019**..... California League All-Star (mid-season)
- 2019**..... California League Pitcher of the Week (May 5)
- 2019**..... California League Pitcher of the Week (April 14)
- 2019**..... San Diego's No. 2 prospect, per *Baseball America*
- 2018**..... San Diego's No. 2 prospect, per *Baseball America*
- 2017**..... *Baseball America* Minor League All-Star
- 2017**..... Gatorade National High School Male Athlete of the Year
- 2017**..... *Baseball America* High School Player of the Year

2019 POSTSEASON NATIONALS IN THE COMMUNITY PARK
 NATIONALS IN THE COMMUNITY PARK
 FRONT OFFICE COACHING & OWNERSHIP EXECUTIVES
 MANAGER & COACHING STAFF
 PLAYERS
 2022 IN REVIEW
 SCOUTING, RESEARCH & PLAYER DEV.
 HISTORY & RECORDS
 MEDIA



#40 JOSIAH GRAY

@jojo_gray21

@JGray_

RHP



BORN / 2023 OPENING DAY AGE 12/21/97 New Rochelle, N.Y. / 25
BATS / THROWS Right / Right

MLB SERVICE / OPTIONS USED 1.075 / 0 of 3
HEIGHT / WEIGHT 6'11" / 210

ROUND / SCHOOL 2nd Rd., 2018
 Le Moyne (NY) College
SIGNING SCOUT Lee Seras (CIN)

ACQUIRED
 Via trade from the Los Angeles Dodgers, July 30, 2021.

GRAY CAREER RECORD / UPDATED STATS

YEAR	CLUB	W	L	ERA	G	GS	CG	SHO	SV	IP	H	R	ER	HR	HB	BB	SO	SO/9	WP	BK	BAA
2018	Greeneville	2	2	2.58	12	12	0	0	0	52.1	29	17	15	1	2	17	59	10.1	5	0	.155
2019	Great Lakes	1	0	1.93	5	5	0	0	0	23.1	13	5	5	0	1	7	26	10.0	0	1	.165
	Rancho Cucum.	7	0	2.14	12	12	0	0	0	67.1	52	20	16	3	3	13	80	10.7	0	0	.209
	Tulsa	3	2	2.75	9	8	0	0	0	39.1	33	14	12	0	3	11	41	9.4	3	0	.228
2020	Univ. Southern California	Alternate Training Site																			
2021	Oklahoma City	1	1	2.87	4	3	0	0	0	15.2	8	5	5	3	0	2	22	12.6	1	0	.145
	Los Angeles (NL)	0	0	6.75	2	1	0	0	0	8.0	7	6	6	4	0	5	13	14.6	1	0	.233
	Washington	2	2	5.31	12	12	0	0	0	62.2	56	38	37	15	2	28	63	9.0	6	0	.238
2022	Washington	7	10	5.02	28	28	0	0	0	148.2	136	84	83	38	8	66	154	9.3	7	0	.239
MLB TOTALS		9	12	5.17	42	41	0	0	0	219.1	199	128	126	57	10	99	230	9.44	14	0	.239
MINORS TOTALS		14	5	2.41	42	40	0	0	0	198.0	135	61	53	7	9	50	228	10.4	9	1	.188

CAREER BATTING RECORD

YEAR	CLUB	AVG	G	AB	R	H	TB	2B	3B	HR	RBI	SH	SF	HP	BB	SO	SB	CS	OBP	SLG	OPS	E
MLB TOTALS		.045	14	22	0	1	1	0	0	0	0	1	0	0	1	12	0	0	.087	.045	.153	0

CAREER

Right-hander was acquired by the Nationals from the Los Angeles Dodgers at the 2021 Trade Deadline...Was Los Angeles' No. 2 prospect entering 2021 and its Minor League Pitcher of the Year in 2019...Was originally selected by Cincinnati in the second round (No. 72 overall) of the 2019 First-Year Player Draft out of Le Moyne College in Syracuse, New York...Was acquired by the Dodgers on his 21st birthday, Dec. 21, 2018...Is the Player Ambassador to the Washington Nationals Youth Baseball Academy.

2022

In his first full Major League season, ranked ninth in the National League (min. 135.0 IP) with 9.32 SO/9.0 IP...Led the Nationals with 154 strikeouts...Ranked eighth in MLB in slider whiff percentage (38%)...Recorded three 10+ strikeout games...Went 2-0 with a 1.24 ERA (4 ER/29.0 IP), 31 strikeouts, three homers and .155 opponents' average in five starts from May 29-June 25...Tossed 17.0 consecutive scoreless innings from June 3-25, the second-longest streak on the Nationals behind Erasmo Ramirez (18.0 IP)...Tossed a career-high 7.0 innings on June 25 at Texas...Struck out at least 10 strikeouts in one of his first two starts with the team (Stephen Strasburg, first start on 6/8/2010 vs. PIT)...Earned his first career win on Sept. 22 at Miami (6.0 IP, 6 H, 2 ER, BB, 8 SO)...Finished the season strong, going 2-0 with a 3.12 ERA (6 ER/17.1 IP), a .203 opponents' average, 19 strikeouts and six walks in his final three starts of the season...Allowed just two home runs in his final four starts after surrendering 17 home runs in his first 10 outings of the season...With Los Angeles, had his contract selected on July 20 and made his Major League debut that day against the San Francisco Giants...Tossed 4.0 innings out of the bullpen behind an opener (4 ER, 4 H, 7 SO)...Gray made his first Major League start on July 25 vs. Colorado (4.0 IP, 2 H, ER, 3 H, 4 BB, 6 SO)... **2021 Pitch Mix:** 4-Seam (51.7%) Curve (25.1%) Slider (20%) Changeup (3.2%).

2021

Was acquired by the Nationals at the Trade Deadline and reported to D.C...Made his first start with Washington on Aug. 2 vs. Philadelphia (5.0 IP, 4 H, ER, 2 BB, 2 SO)...Struck out a career-high 10 batters in his second start on Aug. 7 at Atlanta...Became just the second pitcher in Nationals history (2005-pres.) to record at least 10 strikeouts in one of his first two starts with the team (Stephen Strasburg, first start on 6/8/2010 vs. PIT)...Earned his first career win on Sept. 22 at Miami (6.0 IP, 6 H, 2 ER, BB, 8 SO)...Finished the season strong, going 2-0 with a 3.12 ERA (6 ER/17.1 IP), a .203 opponents' average, 19 strikeouts and six walks in his final three starts of the season...Allowed just two home runs in his final four starts after surrendering 17 home runs in his first 10 outings of the season...With Los Angeles, had his contract selected on July 20 and made his Major League debut that day against the San Francisco Giants...Tossed 4.0 innings out of the bullpen behind an opener (4 ER, 4 H, 7 SO)...Gray made his first Major League start on July 25 vs. Colorado (4.0 IP, 2 H, ER, 3 H, 4 BB, 6 SO)... **2021 Pitch Mix:** 4-Seam (51.7%) Curve (25.1%) Slider (20%) Changeup (3.2%).

AWARDS AND HONORS

- 2021..... Washington's No. 3 prospect, per *Baseball America* (following trades)
- 2021..... Los Angeles' No. 2 prospect, per *Baseball America*
- 2020..... Los Angeles' No. 6 prospect, per *Baseball America*
- 2019..... Los Angeles' Minor League Pitcher of the Year
- 2019..... MiLB.com Organization All-Star
- 2019..... Texas League Pitcher of the Week (Aug. 4)
- 2019..... Los Angeles' No. 2 prospect, per *Baseball America*
- 2018..... *Baseball America* Rookie League All-Star
- 2018..... Appalachian League Pitcher of the Week (July 8)



2019 POSTSEASON NATIONALS PARK THE COMMUNITY EXECUTIVES & OWNERSHIP FRONT OFFICE MANAGER & COACHING STAFF PLAYERS IN REVIEW HISTORY & RECORDS SCOUTING, RESEARCH & PLAYER DEV. MEDIA



2020

Spent the season at Los Angeles' Alternate Training Site (USC).

2019

Los Angeles' 2019 Minor League Pitcher of the Year after leading all Dodgers Minor Leaguers with 147 strikeouts against just 31 walks in 130.0 innings pitched...Went 11-2 with a 2.28 ERA in 26 games (25 starts) across three levels of Los Angeles' system...Also ranked among Dodgers Minor Leaguers in wins (T1st, 11), starts (T1st, 25) and innings pitched (3rd, 130.0)...Began the season with Single-A Great Lakes, where he allowed just five earned runs in 23.1 innings (1.93 ERA) with 26 strikeouts against seven walks...Moved to High-A Rancho Cucamonga on May 11 and went 7-0 with a 2.14 ERA...Ranked sixth in the league with a 0.965 WHIP and posted a 6.15 strikeout-to-walk ratio after fanning 80 and issuing just 13 walks...Finished his 2019 season with a promotion to Double-A Tulsa on July 17...Went 3-2 with 2.75 ERA in nine games (eight starts).

2018

Spent the entirety of his first professional season with Cincinnati's Rookie-Level Greeneville, where he posted a 2-2 record and 2.58 ERA in 12 starts...Named a *Baseball America* Rookie All-Star after ranking third in starts and fifth in strikeouts in the Appalachian League...Ranked among top Greeneville Reds in WHIP (2nd, 0.879), innings (3rd) and ERA (4th).

PERSONAL

Josiah Gray...Graduated from New Rochelle (N.Y.) High School...Attended Le Moyne College in Syracuse, New York...Was named the 2018 NCAA Division II Pitcher of the Year by the National Collegiate Baseball Writers Association after going 11-0 with a 1.25 ERA and 105 strikeouts in his junior season...Was also named First-Team All-American by the NCBWA and the American Baseball Coaches Association...Went 12-2 with a 1.92 ERA in 34 games (13 starts) in his three college seasons...Was the second highest drafted player from Le Moyne, behind only Jon Ratliff (24th overall by CHI, 1993).

TRANSACTIONS

2018Selected by Cincinnati in the second round of the First-Year Player Draft.

2018Acquired by Los Angeles (NL) along with infielder Jeter Downs and right-handed pitcher Homer Bailey in exchange for infielder Kyle Farmer, outfielder Matt Kemp, outfielder Yasiel Puig and left-handed pitcher Alex Wood, Dec. 21.

2021.....Acquired by Washington along with catcher Keibert Ruiz, right-handed pitcher Gerardo Carrillo and outfielder Donovan Casey in exchange for right-handed pitcher Max Scherzer and shortstop Trea Turner, July 30, 2021.



#75 HOBIE HARRIS

Instagram: [@hobe_nation_12](#)

Twitter: [@Hobie_10](#)

RHP



BORN / 2023 OPENING DAY AGE 6/23/93 Plano, Texas / 29
BATS / THROWS Right / Right

MLB SERVICE / OPTIONS USED 0.000 / 0 of 3
HEIGHT / WEIGHT 6'3" / 212

ROUND / SCHOOL 31st Rd., 2015 University of Pittsburgh
SIGNING SCOUT Stewart Smothers (NYY)

ACQUIRED Signed as a Minor League free agent, Nov. 15, 2022.

HARRIS CAREER RECORD / UPDATED STATS

YEAR	CLUB	W	L	ERA	G	GS	CG	SHO	SV	IP	H	R	ER	HR	HB	BB	SO	SO/9	WP	BK	AVG
2015	GCL Yankees	0	0	0.00	1	0	0	0	1	1.1	1	0	0	0	0	0	0	0.00	0	0	.200
	GCL Yankees	2	1	2.30	11	0	0	0	2	15.2	11	7	4	1	1	8	20	11.5	2	1	.180
	Charleston	0	0	6.23	2	0	0	0	0	4.1	5	3	3	1	0	1	4	8.3	0	0	.294
	Tampa	0	0	18.00	2	0	0	0	0	2.0	3	5	4	0	1	4	1	4.5	0	0	.333
2016	Charleston	2	4	2.60	23	0	0	0	1	52.0	43	19	15	2	1	21	59	10.2	8	2	.225
	Tampa	2	3	2.89	16	0	0	0	1	28.0	26	9	9	2	1	15	28	9.0	4	0	.239
2018	GCL Yankees	0	0	4.50	1	0	0	0	0	2.0	3	2	1	0	0	0	2	9.0	0	0	.429
	Tampa	0	1	2.15	21	0	0	0	2	37.2	30	9	9	4	4	7	46	10.9	5	0	.217
	Trenton	1	1	4.70	5	0	0	0	0	7.2	8	7	4	3	0	8	7	8.2	0	0	.258
2019	Tampa	3	4	4.62	29	0	0	0	1	48.2	35	31	25	5	3	29	59	10.9	7	0	.198
2020	DID NOT PITCH																				
2021	Buffalo	5	2	3.92	42	0	0	0	8	43.2	30	21	19	8	3	21	51	10.5	4	0	.190
2022	Nashville	4	3	2.04	53	0	0	0	8	53.0	29	19	12	5	0	28	56	9.5	6	0	.164
MINORS TOTALS		20	19	3.12	224	0	0	0	25	322.2	243	140	112	31	20	150	370	10.3	42	3	.206

CAREER

Hard-throwing right-hander signed a Minor League contract with an invite to 2023 Major League Spring Training...Is 9-5 with 16 saves, a 2.89 ERA, 10.0 strikeouts per 9.0 innings and a .176 opponents' batting average in 95 games across the last two seasons...The .176 opponents' average ranks ninth among Minor League relievers over this stretch (min. 95.0 IP)...The Nationals are his fourth organization after spending time in the Yankees, Blue Jays and Brewers systems.

2022

Enjoyed his best professional season...Led International League pitchers (min. 50.0 IP) and ranked second in Milwaukee's Minor League system in ERA (2.04) and opponents' batting average (.164)...Matched a career-high eight saves for the second consecutive season.

2021

Recorded a career-high eight saves in his lone season in Toronto's Minor League chain.

2020

Spent the 2020 season training in Allen, Texas at a gym operated by former MLB All-Stars Torii Hunter and Matt Kemp.

2015-19

Advanced through New York's system as a 31st-round pick...Participated in the Arizona Fall League in 2018, posting a 4.20 ERA (7 ER/15.0 IP) in nine games for Glendale.

PERSONAL

Robert William Harris Jr... Is nicknamed "Hobie" after the Hobie Cat sailing catamaran once owned by his grandfather and father...Is married to wife, Ally...Graduated from McKinney (Tx.) High School...Attended Parris (Tx.) Junior College for two years before going to the University of Pittsburgh.

TRANSACTIONS

2018Selected by New York (AL) in the 31st round of the First-Year Player Draft.

2019Selected by Toronto in the first round of the Triple-A phase of the Rule 5 Draft, Dec. 12.

2021.....Signed with Milwaukee as a free agent, Nov. 10.

2022.....Signed with Washington as a free agent, Nov. 15.

2019 POSTSEASON

NATIONALS IN THE COMMUNITY PARK

FRONT OFFICE NATIONALS IN THE COMMUNITY PARK

EXECUTIVES FRONT OFFICE NATIONALS IN THE COMMUNITY PARK & OWNERSHIP

MANAGER & COACHING STAFF

PLAYERS

2022 IN REVIEW

HISTORY & RECORDS

SCOUTING, RESEARCH & PLAYER DEV.

MEDIA



#73 HUNTER HARVEY

📷 hunterharvey35

🐦 @Hunterharvey35

RHP



BORN / 2023 OPENING DAY AGE **BATS / THROWS**
12/9/94 Catawba, N.C. / 28 Right / Right

MLB SERVICE / OPTIONS USED **HEIGHT / WEIGHT**
3.047 / 2 of 3 6'3" / 239

ROUND / SCHOOL **SIGNING SCOUT**
1st Rd., 2013 (22nd) Chris Gale (BAL)
Bandys (NC) High School

ACQUIRED
Acquired off waivers from San Francisco, March 21, 2022

HARVEY CAREER RECORD / UPDATED STATS

🔍 Research Tool 📊 Baseball Reference 🌐 Savant 📈 FanGraphs

YEAR	CLUB	W	L	ERA	G	GS	CG	SHO	SV	IP	H	R	ER	HR	HB	BB	SO	SO/9	WP	BK	BAA
2013	Aberdeen	0	1	2.25	3	3	0	0	0	12.0	11	4	3	0	0	4	15	11.3	1	0	.239
	GCL Orioles	0	0	1.35	5	5	0	0	0	13.2	10	2	2	0	0	2	18	12.2	0	1	.208
	Delmarva	7	5	3.18	17	17	0	0	0	87.2	66	39	31	5	11	33	106	10.9	3	1	.209
2015																					
DID NOT PITCH/Injured																					
2016	Aberdeen	0	1	3.52	3	3	0	0	0	7.2	9	5	3	0	1	6	7	8.2	1	0	.310
	GCL Orioles	0	0	0.00	2	2	0	0	0	5.0	3	0	0	0	0	0	11	19.8	0	0	.167
	Aberdeen	0	0	0.00	2	2	0	0	0	5.0	1	0	0	0	0	3	10	18.0	0	1	.063
2017	Delmarva	0	1	2.08	3	3	0	0	0	8.2	4	2	2	0	1	3	14	14.5	0	0	.133
	GCL Orioles	0	0	0.00	3	3	0	0	0	5.0	6	0	0	0	0	6	10.8	2	0	.300	
	Bowie	1	2	5.57	9	9	0	0	0	32.2	36	20	20	3	2	9	30	8.4	0	0	.290
2019	Baltimore	1	0	1.42	7	0	0	0	0	6.2	3	1	1	1	0	4	11	15.6	0	0	.136
	Bowie	2	5	5.19	14	11	0	0	1	59.0	63	40	34	14	6	21	61	9.3	2	0	.274
	Norfolk	1	1	4.32	12	0	0	0	0	16.2	13	8	8	2	1	5	22	11.9	0	0	.206
2020	Baltimore	0	2	4.15	10	0	0	0	0	8.2	8	6	4	2	1	2	6	6.2	2	0	.242
	Baltimore	0	0	4.15	9	0	0	0	0	8.2	8	4	4	1	0	3	6	6.2	0	0	.242
2021	Norfolk*	2	1	8.10	8	1	0	0	0	10.0	19	11	9	2	0	2	7	6.3	1	0	.396
	Rochester	0	0	0.00	4	0	0	0	0	3.2	3	0	0	0	0	2	4	9.82	0	0	.214
	Washington	2	1	2.52	38	0	0	0	0	39.1	33	12	11	1	0	12	45	10.3	2	0	.234
FCL Nationals*		0	0	0.00	2	2	0	0	0	2.0	0	0	0	0	0	4	18.0	0	0	0	.000
MLB TOTALS		3	3	2.86	64	0	0	0	0	63.0	52	23	20	5	1	21	68	9.7	4	0	.227
MINORS TOTALS		13	17	3.76	87	61	0	0	1	268.0	244	131	112	26	22	90	315	10.6	10	3	.242

CAREER

Right-handed reliever joined the Nationals for 2022 after spending his entire professional career in Baltimore's system...Made Major League debut in 2019 and was ranked among the Orioles top 10 prospects 2014-2020, according to *Baseball America*...From 2015-2018, Harvey battled injuries and only made 22 starts...Father, Bryan, was a two-time All-Star and saved 177 games in nine-year MLB career...If Hunter records a save, they will become the ninth father/son duo in MLB history to record saves, according to the *Elias Sports Bureau*.

2022

Appeared in a career-high 38 games after being claimed from San Francisco on March 21...He was one of just 10 MLB pitchers with at least 39.0 innings pitched to allow one or zero home runs...He did not allow a home run until his 30th appearance on Sept. 13 vs. Baltimore...Finished strong, going 2-1 with four holds and a 1.66 ERA (4 ER/21.2 IP) in 19 games from Aug. 18 through the end of the season...Allowed one earned run with 12 strikeouts and one walk in final nine games (10.0 IP) of the season...Was recalled from Triple-A Rochester on April 10...Was placed on the Injured List (right pronator strain) on April 21 and was reinstated on July 22...**2022 Pitch Mix:** 4-Seam (77%) Split Finger (15%) Curveball (6.7%) Sinker (0.9%) Slider (0.5%).

2021

Did not make his season debut with Baltimore until June 4 after beginning the year on the 60-day Injured List with a left oblique strain after suffering the injury during Spring Training...Appeared in nine games out of the bullpen for the Orioles, pitching to a 4.15 ERA (4 ER/8.2 IP)...Struck out six batters and held opponents to a .242 average...Placed on the 60-day Injured List on Sept. 7...Was claimed off waivers by San Francisco following the season on Nov. 5...**2021 Pitch Mix:** 4-Seam Fastball (64%) Curveball (20.1%) Slider (8.6%) Changeup (7.2%).

2020

Missed the first five weeks of the shortened 2020 campaign with a right forearm strain and didn't make his season debut until Aug. 30.

2019

Made his Major League debut on Aug. 17 at Boston (1.0 IP, BB, 2 K); struck out Christian Vázquez for his first career strikeout...11 of the 19 outs he recorded were via strikeout (15.63 SO/9)...Struck out at least one batter in all seven of his appearances, including a season-high two batters in four of the seven...Earned his first career win in his second appearance on Aug. 20 vs. Kansas City (1.0 IP, 2 strikeouts).

AWARDS AND HONORS

- 2021..... Baltimore's No. 14 prospect, per *Baseball America*
- 2020..... Baltimore's No. 8 prospect, per *Baseball America*
- 2019..... Baltimore's No. 7 prospect, per *Baseball America*
- 2018..... Baltimore's No. 4 prospect, per *Baseball America*
- 2017..... Baltimore's No. 4 prospect, per *Baseball America*
- 2016..... Baltimore's No. 2 prospect, per *Baseball America*
- 2015..... Baltimore's No. 2 prospect, per *Baseball America*
- 2014..... Baltimore's No. 4 prospect, per *Baseball America*
- 2014..... SiriusXM All-Star Futures Game at MIN
- 2014..... South Atlantic League All-Star (mid-season)
- 2014..... MiLB.com Organizational All-Star

2019 POSTSEASON

NATIONALS IN THE COMMUNITY PARK

FRONT OFFICE NATIONALS IN THE COMMUNITY PARK & OWNERSHIP EXECUTIVES

MANAGER & COACHING STAFF

PLAYERS

2022 IN REVIEW

HISTORY & RECORDS

SCOUTING, RESEARCH & PLAYER DEV.

MEDIA



2018

Entered the season ranked as the No. 4 Orioles prospect, according to *Baseball America*...Made nine starts for Bowie, going 1-2 with a 5.57 ERA (20 ER/32.1 IP) and 30 strikeouts...Recalled by the Orioles on April 9, but did not make an appearance and was optioned back to Double-A Bowie on April 11...Struck out a season-high seven batters in a season-high-tying 5.0 innings on May 26 at Binghamton...Placed on the Minor League Injured List on June 8 with posterior shoulder instability and missed the remainder of the season

2017

Split the season between Short-Season A Aberdeen, Class-A Delmarva, and the GCL Orioles...Went 0-1 with a 0.96 ERA (2 ER/18.2 IP) between the three levels...Began the season on the disabled list...Sent to the GCL Orioles on a rehab assignment on July 19...Did not allow an earned run in 10.0 innings between Aberdeen and the GCL Orioles.

2016

Entered 2017 ranked as the No. 4 Orioles prospect, per *Baseball America*...Pitched in his first game in almost two years on June 25, starting for the GCL Orioles and working two scoreless innings...Struck out a season-high six batters in his start on June 29 against the GCL Twins...Entered the season as a top 100 prospect according to MLB.com (85th) and *Baseball Prospectus* (58th).

2015

Entered the season as a top 100 prospect according to *Baseball Prospectus* (20th), MLB.com (41st) and *Baseball America* (68th)...Did not pitch due to injury (right fibula fracture).

2014

Entered the season as the 58th-best prospect in baseball, according to *Baseball Prospectus*...Pitched the entire season with Class-A Delmarva, starting 17 games for the Shorebirds...Earned the win in his first start, tossing 6.0 shutout innings, allowing four hits with five strikeouts...Five of his first seven starts were scoreless outings...Had eight starts in which he struck out at least seven batters...Worked a season-long 7.0 innings, allowing just one hit and striking out a season-high 10 batters in his start on May 12 vs. Lakewood...Placed on the Injured List on July 31, ending his season.

2013

Made his professional debut on July 19 against the GCL Rays...Struck out a season-high eight batters in his start on August 1 vs. the GCL Red Sox...Transferred to Short-Season A Aberdeen and made three starts for the IronBirds...Struck out five batters in each of his three starts for Aberdeen.

PERSONAL

Hunter Luke Harvey...Attended Bandys (N.C.) HS...Married wife, Summer on Dec. 31, 2021...Son of former Major Leaguer Bryan Harvey, who spent nine years in the Majors as pitcher for the California Angels (1987-92) and Florida Marlins (1993-95)...Hunter's older brother, Kris, who is 10 years older, starred at Clemson University and played Minor League baseball from 2005-2012, reaching as high as Double-A...Kris was a fifth-round pick of the Braves in 2002 out of high school and a second-round pick of the Marlins in the 2005 draft....Hunter and his brother own a company called "Deceit," selling a spray that covers the human scent while deer hunting.

TRANSACTIONS

2013..... Selected by Baltimore in first round (22nd overall) off First-Year Player Draft.

2021..... Claimed off waivers by San Francisco, Nov. 5.

2022..... Claimed off waivers by Washington, March 21.



#29 YADIEL HERNANDEZ

@yadielhernandez22

OF



BORN / 2023 OPENING DAY AGE **BATS / THROWS**
10/9/87 Matanzas, Cuba / 35 Left / Right

MLB SERVICE / OPTIONS USED **HEIGHT / WEIGHT**
2.028 / 1 of 3 5'10" / 185

SIGNING SCOUT
Johnny DiPuglia (WSH)

ACQUIRED
Signed as a Minor League free agent, Oct. 1, 2016.

HERNANDEZ CAREER RECORD / UPDATED STATS

YEAR	CLUB	AVG	G	AB	R	H	TR	7B	3B	HR	RBI	SH	SF	HP	BB	SO	SB	CS	OBP	SLG	OPS	F
2009	Matanzas (Cuba)	.328	75	253	50	83	130	17	3	8	34	2	2	3	39	51	1	0	.421	.514	.935	4
2010	Matanzas (Cuba)	.329	89	307	57	101	144	11	1	10	42	3	5	8	51	47	3	4	.431	.469	.900	5
2011	Matanzas (Cuba)	.330	95	297	66	98	157	23	6	8	67	2	1	5	80	46	1	4	.478	.529	1.006	0
2012	Matanzas (Cuba)	.270	84	293	54	79	116	7	0	10	48	2	2	3	64	56	3	1	.403	.396	.799	2
2013	Matanzas (Cuba)	.323	86	294	52	95	143	18	0	10	69	0	9	4	69	38	3	2	.447	.486	.933	0
2014	Matanzas (Cuba)	.369	85	282	64	104	151	20	3	7	51	0	3	7	77	47	5	4	.509	.535	1.045	4
2015																						
2016																						
2017	Harrisburg	.292	120	397	57	116	175	21	1	12	59	3	3	1	56	66	5	2	.379	.441	.820	4
2018	Harrisburg	.315	19	108	17	34	58	3	0	7	22	0	0	1	20	18	2	1	.426	.537	.963	1
	Syracuse	.277	95	325	45	90	140	15	1	11	46	1	1	0	36	88	2	1	.348	.431	.779	2
2019	Fresno	.323	126	439	87	142	265	22	1	33	90	0	5	1	63	106	7	5	.406	.604	1.009	2
2020	Washington	.192	12	26	3	5	11	3	0	1	6	0	1	0	1	12	0	0	.214	.423	.637	0
2021	Washington	.273	112	264	33	72	109	8	1	9	32	0	2	1	22	59	3	0	.329	.413	.742	1
	Rochester	.288	15	59	9	17	34	2	0	5	12	0	0	0	5	11	0	1	.344	.576	.920	0
2022	Washington	.269	94	305	30	82	125	16	0	9	41	0	2	1	19	74	2	1	.312	.410	.722	1
	MLB TOTALS	.267	218	595	66	159	245	27	1	19	79	0	5	2	42	145	5	1	.315	.412	.727	2
	MINORS TOTALS	.300	385	1328	215	399	672	63	3	68	229	4	9	3	180	289	16	10	.383	.506	.889	9
	CUBAN NATIONAL SERIES	.324	514	1726	343	560	841	96	13	53	311	9	22	30	380	285	16	15	.449	.487	.937	15

CAREER

Left-handed hitting outfielder made his Major League debut in 2020 at the age of 32 after six seasons in Cuba and three in Washington's system...Washington's 2019 Minor League Player of the Year...Won the 2020-21 Mexican Winter League batting title.

2022

Led the Nationals with a .296 batting average with runners in scoring position... Hit .283/.323/.434 with seven doubles, five homers, 18 RBI, eight walks and 14 runs scored in 48 games from June 13 through Aug. 20 when he was placed on the 60-day Injured List, ending his season...Recorded five straight multi-hit games, April 30 to May 5...Recorded a career-high 10-game hitting streak, July 24-Aug. 4.

2021

Ranked among National League rookies (min. 285 PA) in batting average (3rd, .273), OPS (5th, .742), slugging percentage (6th, .413) and on-base percentage (6th, .329)...Went 10-for-18 (.556) with a homer and three RBI in five games from April 24 to May 1...On May 16 at Arizona, hit a pinch-hit three-run home run just past the left field foul pole to propel the Nationals to the 3-0 win...On Aug. 1 vs. Chicago, clubbed his second career walk-off home run as part of a four-hit, two-home run game.

2020

Opened the season at the Alternate Training Site...Had his contract selected on Sept. 10...Made MLB debut, Sept. 10 vs. Atlanta as a pinch runner...Hit a walk-off home run on Sept. 22 vs. Philadelphia (Workman) for his first career homer...Per Elias, at 32 years, 349 days, he became the oldest player in MLB history to hit a walk-off homer for his first career home run...Recorded his first MLB hit, Sept. 20 at Miami (double).

2019

Washington's 2019 Minor League Player of the Year...Paced Washington's Minor League system in home runs (33), RBI (90), slugging percentage (.604), OPS (1.009), hits (142), extra-base hits (56) and runs scored (87) in his third season in Washington's Minor League system.

PERSONAL

Yadiel Hernandez...From 2009-14, played for Cocodrilos de Matanzas of the Cuban Baseball Federation, breaking into the league as a 21-year-old, more than four years younger than the league average age...Recorded more walks (380) than strikeouts (285) in his Cuban baseball career...In his final season (2014), ranked among Cuban National Series hitters in batting average (2nd, .369), on-base percentage (2nd, .509), OPS (3rd, 1.045), runs scored (T3rd, 64) and doubles (4th, 20).

TRANSACTIONS

2016Signed as a Minor League free agent, Oct. 1.

AWARDS AND HONORS

- 2019 Washington's Minor League Player of the Year
- 2019 MiLB.com Organization All-Star
- 2019 Pacific Coast League All-Star (mid-season)
- 2018 MiLB.com Organization All-Star
- 2017 Eastern League Player of the Week (Sept. 4)

2019 POSTSEASON

NATIONALS PARK

THE COMMUNITY

FRONT OFFICE & OWNERSHIP

EXECUTIVES

MANAGER & COACHING STAFF

PLAYERS

2022 IN REVIEW

HISTORY & RECORDS

SCOUTING, RESEARCH & PLAYER DEV.

MEDIA



#34 DEREK HILL

Instagram: derekhill54

Twitter: @derekhill54

OF



BORN / 2023 OPENING DAY AGE **BATS / THROWS**
 12/30/95 Des Moines, Iowa / 27 Right / Right

MLB SERVICE / OPTIONS USED **HEIGHT / WEIGHT**
 1.078 / 3 of 3 6'2" / 206

ROUND / SCHOOL **SIGNING SCOUT**
 1st Rd., 2014 (23rd) Scott Cerny (DET)
 Elk Grove (CA) High School

ACQUIRED
 Signed as a Minor League free agent, Nov. 15, 2022.

HILL CAREER RECORD / UPDATED STATS

YEAR	CLUB	AVG	G	AB	R	H	TB	7B	3B	HR	RR1	SH	SF	HP	BB	SO	SB	CS	OBP	SLG	OPS	F
2014	GCL Tigers	.212	28	99	13	21	33	2	2	2	11	1	1	2	16	19	9	1	.331	.333	.664	2
	Connecticut	.203	19	74	8	15	18	1	1	0	3	0	0	2	2	26	2	1	.244	.245	.487	1
2015	Western Michigan	.238	53	210	33	50	66	6	5	0	16	2	2	1	20	44	25	7	.305	.314	.619	3
2016	Western Michigan	.266	93	384	66	102	134	17	6	1	31	2	2	3	24	105	35	6	.312	.349	.661	5
	GCL Tigers	.163	14	49	11	8	14	1	1	1	7	1	1	0	10	15	7	0	.300	.286	.586	0
2017	Western Michigan	.285	35	144	28	41	64	8	6	1	21	2	2	4	16	38	12	5	.367	.444	.811	2
	Lakeland	.194	9	31	3	6	7	1	0	0	2	1	0	1	5	10	10	0	.324	.226	.550	0
2018	Lakeland	.239	106	343	45	82	109	9	3	4	33	5	1	1	33	109	35	12	.307	.318	.625	3
2019	Erie	.243	120	470	78	114	185	19	5	14	45	5	10	38	147	21	13	.311	.394	.705	3	
2020	Toledo																					
	Detroit	.091	15	11	3	1	1	0	0	0	0	0	0	0	1	6	0	0	.167	.091	.258	1
2021	Lakeland	.333	4	18	0	6	7	1	0	0	2	0	0	0	1	6	0	0	.368	.389	.757	0
	Toledo	.320	34	125	21	40	63	5	3	4	15	3	1	2	10	39	4	1	.377	.504	.881	0
2022	Detroit	.259	49	139	19	36	54	3	3	3	14	0	0	1	10	42	6	3	.313	.388	.701	1
	Lakeland*	.000	3	9	2	0	0	0	0	0	0	0	0	1	2	3	1	0	.250	.000	.250	0
2022	Toledo*	.223	31	121	19	27	42	5	2	2	10	1	1	0	9	32	2	1	.275	.347	.622	0
	Detroit	.229	31	85	8	19	24	2	0	1	3	3	1	0	5	28	3	0	.270	.289	.559	0
	Tacoma	.236	34	106	19	25	49	5	2	5	19	1	2	1	13	36	6	1	.320	.462	.782	1
MLB TOTALS		.240	95	233	30	56	79	5	3	4	17	3	1	1	16	76	9	3	.291	.339	.630	2
MINORS TOTALS		.246	583	2183	346	537	791	80	36	34	215	24	16	28	199	629	169	48	.315	.362	.677	8

* - Rehab Assignment

CAREER

Speedy outfielder signed a Minor League contract with an invitation to 2023 Major League Spring Training...Was cited by *Baseball America* as being Detroit's "Best Defensive Outfielder" (2018-21), "Best Athlete" (2018) and "Fastest Baserunner" (2018-19).

2022

Opened the season on the Injured List with a right hamstring strain...Was recalled on April 22 and appeared in 31 games before being optioned to Triple-A on June 14...Went 7-for-16 (.438) with a homer, RBI, two walks and three runs scored during a five-game hitting streak, May 25-31...Was designated for assignment on Aug. 1 and signed with the Mariners organization.

2021

Recorded nine extra-base hits and 14 RBI in a career-high 49 games...Hit his first MLB home run on August 8 at Cleveland, a three-run shot off Zach Plesac...Homered in back-to-back games, August 30 vs. Minnesota and August 31 vs. Oakland...Hit a walk-off double in the 11th inning on September 14 vs. Milwaukee, his first career walk-off hit.

2020

Was recalled from the Alternate Training Site on Sept. 2 and made his Major League debut on Sept. 4 at Minnesota...Recorded first MLB hit on Sept. 26 at Kansas City, a single off Carlos Hernandez.

2014-19

Advanced his way through the Tigers system after being a first-round pick in 2014...Led the Florida State League with 35 stolen bases in 2018.

PERSONAL

Derek Jerome Hill...Graduated from Elk Grove High School in Elk Grove, California...Is the cousin of Darryl Strawberry...Father, Orsino Hill, played in the Minor Leagues and is a scout.

TRANSACTIONS

2014....Selected by Detroit in the first round (No. 23 overall) of the First-Year Player Draft.

2022....Claimed off waivers by Seattle, Aug. 5.

2022....Signed with Washington as a Minor League free agent, Nov. 15.

AWARDS AND HONORS

- 2021..... Detroit's No. 23 prospect, per *Baseball America*
- 2020..... Detroit's No. 22 prospect, per *Baseball America*
- 2018..... Detroit's No. 28 prospect, per *Baseball America*
- 2017..... Detroit's No. 10 prospect, per *Baseball America*
- 2016..... MiLB.com Organization All-Star
- 2016..... Detroit's No. 10 prospect, per *Baseball America*
- 2015..... Detroit's No. 3 prospect, per *Baseball America*

#74 JAKE IRVIN

Instagram: @jirvy18

Twitter: @jirvy18

RHP

BORN / 2023 OPENING DAY AGE **BATS / THROWS**
2/18/97 Edina, Minn./ 26 Right / Right

MLB SERVICE / OPTIONS USED **HEIGHT / WEIGHT**
0.000 / 0 of 3 6'6" / 227

ROUND / SCHOOL **SIGNING SCOUT**
4th Rd. , 2018 Ed Gustafson (WSH)
University of Oklahoma

ACQUIRED
Selected in the 4th round of the 2018 First-Year Player Draft.

IRVIN CAREER RECORD / UPDATED STATS

YEAR	CLUB	W	L	ERA	G	GS	CG	SHO	SV	IP	H	R	ER	HR	HB	BB	SO	SO/9	WP	BK	AVG
2018	GCL Nationals	1	0	1.42	7	3	0	0	0	12.2	10	6	2	0	0	3	9	6.4	0	0	.213
	Auburn	0	0	2.25	4	4	0	0	0	8.0	6	2	2	0	0	4	6	6.8	2	0	.207
2019	Hagerstown	8	8	3.79	25	25	0	0	0	128.1	122	64	54	14	4	38	113	8.6	8	0	.249
2020	Fredericksburg																				
2021																					
2022	Wilmington	0	0	1.50	9	9	0	0	0	30.0	24	5	5	0	2	8	29	8.7	3	0	.222
	Harrisburg	0	4	4.79	15	15	0	0	0	73.1	66	40	39	9	7	20	78	9.6	3	0	.240
MINORS TOTALS		9	12	3.64	60	56	0	0	0	252.1	228	117	102	23	13	73	235	8.4	16	0	.241

CAREER

Tall right-handed starter was added to Washington's 40-man roster following the 2022 season...Has the "Best Control" in Washington's system, per *Baseball America*...Joins other University of Oklahoma pitchers Cade Cavalli (2020 Draft) and Jake Bennett (2022 Draft) in the Nationals organization.

2022

In his first full season since Tommy John surgery, ranked among Nationals farmhands in strikeouts (6th, 107), games started (24) and innings pitched (8th, 103.1)...Ranked among Double-A Harrisburg pitchers in strikeouts (4th, 78), games started (4th, 15) and innings pitched (5th, 73.1)...Allowed one or zero earned runs in 12 of his 24 starts...Started the season with High-A Wilmington before earning a promotion to Harrisburg on June 2...Tossed a season-high 6.0 innings on July 7, Aug. 12 and Sept. 16...Struck out a season-high eight batters on June 17, Aug. 5 and Sept. 10

2021

Rehabbed Oct. 2020 Tommy John ligament-replacement surgery.

2020

Was a member of the 60-Frederick Pool...Spent the entire season at the Alternate Training Site (Fredericksburg)...Participated in Instructional League following the season.

2019

Ranked among qualified Nationals farmhands in ERA (2nd, 3.79), WHIP (2nd, 1.25), wins (T6th, 8), innings pitched (6th, 128.1) and strikeouts (7th, 113)...Worked five or more innings in 20 of his 25 starts.

2018

Posted a 1.74 ERA and a .211 opponents' average in 11 games (seven starts) between the GCL Nationals and short-season Single-A Auburn...Began the season in the GCL before being promoted to Auburn on Aug. 19.

PERSONAL

Jacob David Irvin...Graduated from Jefferson High School in Bloomington, Minnesota...Attended the University of Oklahoma...Was a three-year starter for the Sooners...Went 6-2 with a 3.41 ERA (36 ER/95.0 IP) and 115 strikeouts in 16 starts in 2018...Was named first-team All-Big 12.

TRANSACTIONS

2015.....Selected by Minnesota in the 37th round of the First-Year Player Draft (did not sign).

2018.....Selected by Washington in the fourth round of the First-Year Player Draft.

AWARDS AND HONORS

- 2023**..... Washington's No. 22 prospect, per *Baseball America*
- 2022**..... Washington's No. 30 prospect, per *Baseball America*
- 2021**..... Washington's No. 23 prospect, per *Baseball America*
- 2020**..... Washington's No. 15 prospect, per *Baseball America*
- 2019**..... Washington's No. 10 prospect, per *Baseball America*



2019 POSTSEASON NATIONALS IN THE COMMUNITY PARK
FRONT OFFICE NATIONALS IN THE COMMUNITY PARK
EXECUTIVES & OWNERSHIP
MANAGER & COACHING STAFF
PLAYERS
2022 IN REVIEW
SCOUTING, RESEARCH & PLAYER DEV.
HISTORY & RECORDS
MEDIA



#8 CARTER KIEBOOM

ckieboom22

@carterkieboom

3B

BORN / 2023 OPENING DAY AGE BATS / THROWS
9/3/97 Marietta, Ga. / 25 Right / Right

MLB SERVICE / OPTIONS USED HEIGHT / WEIGHT
2.086 / 2 of 3 6'2" / 211

ROUND / SCHOOL SIGNING SCOUT
1st Rd., 2016 (28th) Eric Robinson (WSH)
Walton (GA) High School

ACQUIRED
Selected in the 1st round (No. 28) of the 2016 First-Year Player Draft.

KIEBOOM CAREER RECORD / UPDATED STATS

YEAR	CLUB	AVG	G	AB	R	H	TB	2B	3B	HR	RBI	SH	SF	HP	BB	SO	SB	CS	OBP	SLG	OPS	E
2016	GCL Nationals	.244	36	135	22	33	61	8	4	4	24	0	3	5	12	43	1	2	.323	.452	.774	9
2017	Hagerstown	.296	48	179	36	53	89	12	0	8	26	0	0	3	28	40	2	2	.400	.497	.897	7
	GCL Nationals	.417	6	12	1	5	8	3	0	0	5	0	0	1	3	0	0	0	.563	.667	1.230	2
	Auburn	.250	7	28	4	7	11	1	0	1	4	0	0	0	1	2	1	0	.276	.393	.669	2
2018	Potomac	.298	61	245	48	73	121	15	0	11	46	0	3	1	36	50	6	1	.386	.494	.880	12
	Harrisburg	.262	62	248	36	65	98	16	1	5	23	0	1	2	22	59	3	1	.326	.395	.721	14
2019	Fresno	.303	109	412	79	125	203	24	3	16	79	0	5	9	68	100	5	2	.409	.493	.902	16
	Washington	.128	11	39	4	5	11	0	0	2	2	0	0	0	4	16	0	0	.209	.282	.491	4
2020	Washington	.202	33	99	15	20	21	1	0	0	9	0	1	5	17	33	0	1	.344	.412	.556	3
2021	Washington	.207	62	217	26	45	69	6	0	6	20	0	2	5	25	62	0	0	.301	.318	.619	6
	Rochester	.236	44	148	26	35	57	7	0	5	23	0	0	7	26	31	1	1	.376	.385	.761	3
2022	DID NOT PLAY / Injured																					
MINORS TOTALS		.281	373	1407	252	396	648	86	8	50	231	0	12	28	196	325	19	9	.377	.461	.838	65
MLB TOTALS		.197	106	355	45	70	101	7	0	8	31	0	3	10	46	111	0	1	.304	.285	.589	13

CAREER

Washington's first-round pick (No. 28 overall) in 2016 and the organization's top prospect in 2020...Was cited by *Baseball America* as the "Best Power Hitter" and as having the "Best Strike-Zone Discipline" among Nationals Minor Leaguers throughout his ascent to the big leagues...Was drafted as and began his career as a shortstop, but transitioned to third base in 2020.

2022

Did not play...Suffered a right forearm strain during Spring Training...Underwent Tommy John ligament replacement surgery at the end of May.

2021

Appeared in 60 games as Washington's third baseman in his third Major League season...Made Washington's Opening Day roster for the second consecutive year...Enjoyed two Major League stints...Was recalled to the Nationals for good on July 24...Hit .279 with three doubles, four homers, 13 RBI, 11 walks and 13 runs scored in 25 games from July 29 to Aug. 26...Posted a .373 on-base percentage and a .453 slugging percentage during this stretch...He homered in back-to-back games for the 1st time in his career, Aug. 30-31...On Sept. 4 (Game 1), he went 3-for-5 with a double and a career-high three runs scored...Kieboom recorded first career walk-off hit on Sept. 6 vs. New York (NL), a single off Edwin Diaz in the bottom of the ninth inning.

2020

Made Washington's Opening Day roster...Enjoyed two MLB stints...Played exclusively third base (1 GS as DH)...Reached base safely in 12 of 16 games to start the season (.383 OBP)...Recorded 11 assists on Aug. 14 at Baltimore, the most by a third baseman in Nationals history (2005-pres.), passing Ryan Zimmerman (10, many times)... According to the *Elias Sports Bureau*, his 11 assists tied the Major League record for a third baseman in a single game...It has happened many times (last: PIT Kevin Young, 6/25/95)...Was optioned to the Alternate Training site on Aug. 26 and returned Sept. 5... Ranked fourth on the club with 17 walks despite playing in 33 games...Hit safely in six of his last nine games of the season (7-for-27, RBI, 3 BB, 4 R)... Was placed on the Injured List on Sept. 23 after suffering a left wrist contusion on Sept. 21 vs. Philadelphia (HBP).

2019

Made his Major League debut on April 26 vs. San Diego...Clubbed a home run for his first MLB hit that night, a solo homer off Craig Stammen...Led Washington's Minor League system with 68 walks and ranked in runs (3rd, 79), RBI (4th, 79), on-base percentage (4th, .409), slugging percentage (6th, .493), batting average (6th, .303), OPS (7th, .902) and home runs (7th, 16)...Ranked sixth in the Pacific Coast League in walks (68) and seventh in on-base percentage (.409)...Hit .367/.488/.694 with nine doubles, seven homers and 31 RBI in first 27 games of the season...Was selected as a Pacific Coast League post-season All-Star and played in his second straight Futures Game.

AWARDS AND HONORS

- 2020..... Washington's No. 1 prospect, per *Baseball America*
- 2019..... World Series Champion (WSH)
- 2019..... SiriusXM All-Star Futures Game at CLE
- 2019..... Pacific Coast League All-Star (post-season)
- 2019..... MiLB.com Organization All-Star
- 2019..... Washington's No. 2 prospect, per *Baseball America*
- 2018..... Washington's Minor League Player of the Year
- 2018..... MiLB.com Organization All-Star/Player of the Year
- 2018..... Arizona Fall League Rising Stars Game
- 2018..... SiriusXM All-Star Futures Game at WSH
- 2018..... Carolina League All-Star (mid-season)
- 2018..... Carolina League Player of the Week (May 13)
- 2018..... Washington's No. 4 prospect, per *Baseball America*
- 2017..... MiLB.com Organization All-Star
- 2017..... Washington's No. 8 prospect, per *Baseball America*

2019 POSTSEASON NATIONALS PARK THE COMMUNITY EXECUTIVES & OWNERSHIP FRONT OFFICE NATIONALS IN THE COMMUNITY MANAGER & COACHING STAFF PLAYERS IN REVIEW 2022 HISTORY & RECORDS SCOUTING, RESEARCH & PLAYER DEV. MEDIA



2018

Washington's Minor League Player of the Year...Hit .280 with 31 doubles, one triple, 16 homers, 69 RBI, 58 walks, nine stolen bases and 84 runs scored in 123 games between Single-A Potomac and Double-A Harrisburg...Was the second-youngest player in the Eastern League in 2018...He ranked in Washington's system in runs scored (1st, 84), doubles (2nd, 31), RBI (2nd, 69), hits (3rd, 138), home runs (3rd, 16), walks (3rd, 58), slugging percentage (4th, .444) and OPS (4th, 801)...At the time of his promotion to Harrisburg on June 21, he ranked among Carolina League hitters in home runs (T3rd, 11), RBI (3rd, 46), hits (3rd, 73) and batting average (7th, .298)...Was selected to represent the Nationals in the 2018 SiriusXM All-Star Futures Game...After joining the Senators, he hit .362 (25-for-69) with five doubles, two homers, seven RBI, six walks and 12 runs scored in his first 17 games in the Eastern League...He finished the season rated as the No. 34 prospect in all of baseball according to MLB Pipeline.com and the No. 45 prospect according to *Baseball America*...MLB Pipeline.com named him Washington's Organization Prospect of the Year and an Organization All-Star...*Baseball America* also cited him as the No. 5 prospect in the Eastern League following the season...Hit .295 (23-for-78) with one double, one triple, one homer, five RBI, 17 walks and 18 runs scored in 21 games for the Salt River Rafters of the Arizona Fall League.

2017

Began the season with Single-A Hagerstown...Hit .333 (37-for-111) with 10 doubles, six homers, 20 RBI and 21 runs scored in the first 29 games of the season prior to suffering a right leg injury on May 3...Returned to South Atlantic League play on Aug. 15.

2016

Reported to the GCL Nationals following the 2016 Draft...His .452 slugging percentage would have ranked seventh in the GCL, but he fell just short of qualifying...He ranked among team leaders in triples (1st, 4), doubles (T2nd, 8), home runs (3rd, 4), RBI (3rd, 25) and runs scored (3rd, 33).

PERSONAL

Carter Alswinn Kieboom...Attended Walton High School in Marietta, Ga...Was considered one of the best prep hitters in the 2016 First-Year Player Draft...Collected numerous prep All-America honors, including being named a 2016 Rawlings/Perfect Game preseason first-team All-American, 2016 Louisville Slugger first-team preseason All-American by *Collegiate Baseball* and the 2015 Under Armour All-American Game MVP...Also saw time on the mound for Walton as an ambidextrous pitcher...Led Walton to its first state title in 2016, as the school claimed the Georgia Class 6A championship...Signed a National Letter of Intent to play baseball at Clemson (S.C.) University but chose to sign with Washington...Pronounced KEY-boom.

TRANSACTIONS

2016Selected by Washington in the first round (No. 28) of the First-Year Player Draft.



#52 CHAD KUHL

@chad_kuhl

@KuhlWhip_11

RHP

BORN / 2023 OPENING DAY AGE 9/10/92 Newark, Del. / 30
BATS / THROWS Right / Right

MLB SERVICE / OPTIONS USED 6.079 / 1 of 3
HEIGHT / WEIGHT 6'3" / 207

ROUND / SCHOOL 9th Rd., 2013
 University of Delaware
SIGNING SCOUT Brian Selman (PIT)

ACQUIRED
 Signed as a Minor League free agent, Feb. 7, 2023.

KUHL CAREER RECORD / UPDATED STATS

YEAR	CLUB	W	L	ERA	G	GS	CG	SHO	SV	IP	H	R	ER	HR	HB	BB	SO	SO/9	WP	BK	BAA
2013	Jamestown	3	4	2.11	13	13	0	0	0	55.1	53	22	13	0	5	6	33	5.37	1	0	.255
2014	Bradenton	13	5	3.46	28	28	0	0	0	153.1	141	67	59	9	15	42	100	5.87	3	0	.251
2015	Altoona	11	5	2.48	26	26	1	0	0	152.2	133	53	42	10	4	41	101	5.95	6	0	.236
2016	Indianapolis	6	3	2.37	16	16	0	0	0	83.2	81	27	22	9	4	16	66	7.10	2	0	.257
	Pittsburgh	5	4	4.20	14	14	0	0	0	70.2	73	34	33	7	4	20	53	6.75	2	0	.267
2017	Pittsburgh	8	11	4.35	31	31	0	0	0	157.1	159	81	76	17	6	72	142	8.12	8	1	.269
2018	Pittsburgh	5	5	4.55	16	16	0	0	0	85.0	89	47	43	14	4	33	81	8.58	7	0	.275
2020	Pittsburgh	2	3	4.27	11	9	0	0	0	46.1	35	26	22	8	2	28	44	8.55	1	0	.212
2021	Pittsburgh	5	7	4.82	28	14	0	0	0	80.1	73	50	43	13	9	42	75	8.40	9	0	.252
	Indianapolis*	0	0	1.42	2	2	0	0	0	6.1	2	1	1	0	0	3	9	12.79	0	0	.095
2022	Colorado	6	11	5.72	27	27	1	1	0	137.0	155	91	87	25	5	58	110	7.23	5	0	.284
	Albuquerque*	1	0	0.00	1	1	0	0	0	5.0	3	0	0	0	0	4	6	10.80	0	0	.176
MLB TOTALS		31	41	4.74	127	111	1	1	0	576.2	584	329	304	84	30	253	505	7.88	32	1	.267
MINORS TOTALS		34	17	2.70	86	86	1	0	0	456.1	413	170	137	28	28	112	315	6.21	12	0	.245

CAREER

Veteran right-hander signed a Minor League deal with an invite to Spring Training.

2022

Began the season 3-0 with a 1.82 ERA (6 ER/29.2 IP) through his first five starts...His 1.82 ERA was the lowest by a Rockies starter to begin a season (through five starts) since Ubaldo Jiménez (0.79 ERA in 2010)...Tossed a shutout (3 H, 5 SO, zero BB) on June 27 vs. Los Angeles (NL)...Became the 26th pitcher to toss a shutout at Coors Field and the 17th Rockies pitcher to throw a shutout in Denver, and the 16th at Coors Field...**2022 Pitch Mix:** Sinker (42.2%) Slider (36.6%) Curveball (11.5%) Changeup (7.2%) 4-Seam Fastball (2.5%).

2021

Made his first career Opening Day start at Chicago (NL)...Made a career-high 14 relief appearances...Went 4-2 with a 2.41 ERA (14 G/6 GS) at PNC Park, and 1-5 with a 7.32 ERA (14 G/8 GS) on the road.

2020

Made the Opening Day roster after missing 2019 due to Tommy John surgery...Made his season debut on July 27 vs. Milwaukee in relief (3.2 scoreless IP)...Took a no-hitter into the sixth inning on Sept. 24 vs. Chicago (NL) en route to a 7-0 victory (7.0 IP, 2 H).

2019

Missed the entire season after undergoing Tommy John surgery.

2018

Began the season in Pittsburgh's starting rotation before being placed on the Injured List on June 27 (right forearm strain).

2017

Struck out a career-high 142 batters in a career-high 157.1 innings and a career-high 31 starts in his first full Major League season...Tied for ninth in the NL with 0.97 home runs allowed per 9.0 innings (min. 150 IP).

2016

Earned his first MLB win (5.0 IP, 4 H, 3 ER, 4 BB, 5 SO) in his MLB debut on June 26 vs. Los Angeles (NL)...Faced Clayton Kershaw...Made four starts before getting optioned on July 19...Was recalled Aug. 9 and remained on the Pirates active roster through the end of the season.

2013-15

Advanced through Pittsburgh's Minor League system...Led the Pirates' system and the Florida State League in wins (13) in 2014...Ranked third in the Eastern League in ERA (2.48) in 2015.

PERSONAL

Chad Michael Kuhl (KOOL)...Graduated from Middleton High School (Del.) and attended the University of Delaware.

TRANSACTIONS

2013..... Selected by Pittsburgh in the ninth round of the First-Year Player Draft.

2022..... Signed with Colorado as a free agent, March 16.

2023..... Signed with Washington as a Minor League free agent, Feb. 7.

AWARDS AND HONORS

2016..... Pittsburgh's No. 22 prospect, per *Baseball America*

2015..... Pittsburgh's No. 28 prospect, per *Baseball America*

2019 POSTSEASON NATIONALS IN THE COMMUNITY PARK
 NATIONALS IN THE COMMUNITY PARK
 FRONT OFFICE EXECUTIVES & OWNERSHIP
 EXECUTIVES
 MANAGER & COACHING STAFF
 PLAYERS
 2022 IN REVIEW
 HISTORY & RECORDS
 SCOUTING, RESEARCH & PLAYER DEV.
 MEDIA



#59 EVAN LEE

Instagram: [evan_leeee02](#)

Twitter: [@Evan_Leeeee](#)

LHP

BORN / 2023 OPENING DAY AGE **BATS / THROWS**
6/18/97 Bryant, Ark. / 24 Left / Left

MLB SERVICE / OPTIONS USED **HEIGHT / WEIGHT**
0.127 / 1 of 3 6'1" / 205

ROUND / SCHOOL **SIGNING SCOUT**
15th Rd., 2018 Ed Gustafson (WSH)
University of Arkansas

ACQUIRED
Selected in the 15th round of the 2018 First-Year Player Draft.



LEE CAREER RECORD / UPDATED STATS

YEAR	CLUB	W	L	ERA	G	GS	CG	SHO	SV	IP	H	R	ER	HR	HB	BB	SO	SO/9	WP	BK	BAA
2018	GCL Nationals	0	0	5.40	2	0	0	0	0	1.2	1	1	1	0	0	4	1	5.4	0	0	.167
2019	Auburn	3	2	2.65	12	3	0	0	0	34.0	30	13	10	2	3	17	44	11.6	2	1	.240
DID NOT PITCH																					
2021	Wilmington	4	3	4.32	21	20	0	0	0	77.0	69	39	37	6	7	32	104	12.2	1	0	.239
2022	Harrisburg	0	3	3.60	7	7	0	0	0	30.0	25	13	12	2	1	15	37	11.1	0	0	.229
	Washington	0	1	4.15	4	1	0	0	0	8.2	9	5	4	1	1	7	7	7.3	2	0	.257
	FCL Nationals*	0	0	0.00	2	2	0	0	0	3.0	0	0	0	0	0	1	4	12.0	0	0	.000
	Wilmington*	0	1	4.50	3	3	0	0	0	6.0	5	3	3	0	2	6	6	9.0	1	0	.238
MLB TOTALS		0	1	4.15	4	1	0	0	0	8.2	9	5	4	1	1	7	7	7.3	2	0	.257
MINORS TOTALS		7	9	3.74	47	35	0	0	0	151.2	130	69	63	10	13	75	196	11.6	4	1	.233

* - Rehab Assignment

CAREER

Left-hander made his Major League debut in 2022...Is a non-roster invite to 2023 Major League Spring Training...Has the "Best Curveball" in Washington's system, per *Baseball America*...He began his professional career as a reliever, but converted to a starter in 2021...Was a two-way player (LHP/OF/1B) at the University of Arkansas.

2022

Was recalled on June 1 and made his MLB debut that day at New York Mets (3.2 IP, 4 H, 2 ER, 3 BB, HBP, 2 SO)...Struck out Mark Canha for first career strikeout...His next three appearances came in relief: 3.60 ERA (2 ER/5.0 IP), five strikeouts, four walks, .250 opponents' average...Left-handed batters went 2-for-11 (.182) against him...Was placed on the Injured List on June 18 (left elbow flexor strain)...**2022 Pitch Mix:** 4-Seam Fastball (52.1%) Curveball (41.8%) Changeup (6.1).

2021

Lee ranked among Nationals Minor Leaguers (min. 70.0 IP) in strikeouts per 9.0 innings (3rd, 12.2), opponents' batting average (3rd, .239), home runs allowed per 9.0 innings (3rd, 0.70), fielding independent pitching (3rd, 3.60), groundball rate (4th, 47.8%) and strikeout-to-walk ratio (5th, 3.25)...Went 4-3 with a 4.32 ERA in 21 games (20 starts) for High-A Wilmington...He struck out 104 batters in 77.0 innings pitched while issuing 32 walks...He finished the season strong, going 3-0 with a 2.83 ERA, 46 strikeouts and a .174 opponents' batting average in his final eight starts of the season...Was named High-A East Pitcher of the Week on Sept. 5 after tossing 6.0 shutout innings with one hit and seven strikeouts on Sept. 2 at Brooklyn...Posted a 4.66 ERA (5 ER/9.2 IP) with 10 strikeouts in nine games for Surprise of the Arizona Fall League.

2020

Participated in Instructional League following the season.

2019

Appeared in 12 games (three starts) for short-season Single-A Auburn, going 3-2 with a 2.65 ERA (10 ER/34.0 IP).

2018

Spent his first professional season with the GCL Nationals.

PERSONAL

Evan Lee...Graduated from Bryant (Ark.) High School...Attended the University of Arkansas...Is married to wife, Sydney...Was a two-way player at Arkansas...He appeared in 18 games as an outfielder in 2018, hitting .300 (15-for-50) with two doubles, three home runs and 15 RBI...He made 15 appearances as a pitcher and finished the 2018 season 4-3 with a 5.00 ERA (10 ER/18 IP), 14 strikeouts and 10 walks.

TRANSACTIONS

2018Selected by Washington in the 15th round of the First-Year Player Draft.

AWARDS AND HONORS

2023 Washington's No. 23 prospect, per *Baseball America*

2022 Washington's No. 22 prospect, per *Baseball America*

2021 High-A East Pitcher of the Week (Sept. 5)

2019 POSTSEASON

NATIONALS PARK

THE COMMUNITY

FRONT OFFICE & OWNERSHIP

EXECUTIVES

MANAGER & COACHING STAFF

PLAYERS

2022 IN REVIEW

HISTORY & RECORDS

SCOUTING, RESEARCH & PLAYER DEV.

MEDIA



#82 BRADY LINDSLY

brady111

@brady_lindsay

C



BORN / 2023 OPENING DAY AGE **BATS / THROWS**
3/3/98 Dallas, Texas / 25 Left / Right

MLB SERVICE / OPTIONS USED **HEIGHT / WEIGHT**
0.000 / 0 of 3 6'1" / 221

ROUND / SCHOOL **SIGNING SCOUT**
4th Rd., 2020 Jerad Head (WSH)
University of Oklahoma

ACQUIRED
Selected in the fourth round of the 2020 Draft.

LINDSLY CAREER RECORD / UPDATED STATS

Research Tool BASEBALL REFERENCE savant FANGRAPHS

YEAR	CLUB	AVG	G	AB	R	H	TB	2B	3B	HR	RBI	SH	SF	HP	BB	SO	SB	CS	OBP	SLG	OPS	F	
2020																							
DID NOT PLAY																							
2021	Wilmington	.209	21	67	10	14	24	2	1	2	8	0	1	0	13	23	1	0	.333	.358	.692	4	
	Harrisburg	.258	20	62	7	16	18	2	0	0	5	0	0	0	7	15	0	0	.333	.290	.624	3	
2022	Harrisburg	.190	66	221	19	42	68	6	1	6	22	0	1	3	17	80	0	0	.256	.308	.564	1	
MINORS TOTALS		.206	107	350	36	72	110	10	2	8	35	0	2	3	37	118	1	0	.286	.314	.600	8	

CAREER

Third-year catcher takes part in his first Major League Spring Training...Was teammates with Cade Cavalli and Jake Irvin at the University of Oklahoma.

2022

Spent the entire season at Double-A Harrisburg...13 of his 42 hits went for extra bases...Played seven games for the Peoria Javelinas in the Arizona Fall League.

2021

Hit .233 with four doubles, one triple, two home runs, 13 RBI, 20 walks, one stolen base and 17 runs scored in 41 games between High-A Wilmington and Double-A Harrisburg in his first professional season.

2020

Participated in Instructional League following the season.

PERSONAL

John Brady Linsly...Graduated from Keller (TX) High School...Attended the University of Oklahoma...Prior to the 2020 season, was named to the preseason All-Big 12 team.

TRANSACTIONS

2020... Selected by Washington in the fourth round of the First-Year Player Draft.



2019 POSTSEASON

NATIONALS IN THE COMMUNITY PARK

FRONT OFFICE NATIONALS IN THE COMMUNITY PARK & OWNERSHIP EXECUTIVES

MANAGER & COACHING STAFF

PLAYERS

2022 IN REVIEW

HISTORY & RECORDS SCOUTING, RESEARCH & PLAYER DEV.

MEDIA



#57 ANDRÉS MACHADO

the.machi.22

RHP



BORN / 2023 OPENING DAY AGE **BATS / THROWS**
4/22/93 Carabobo, VEN / 29 Right / Right

MLB SERVICE / OPTIONS USED **HEIGHT / WEIGHT**
1.089 6'1" / 232

SIGNING SCOUT
Richard Castro and Alberto Garcia (KCR)

ACQUIRED
Signed as a Minor League free agent, Feb. 26, 2021.

MACHADO CAREER RECORD / UPDATED STATS

YEAR	CLUB	W	L	ERA	G	GS	CG	SHO	SV	IP	H	R	ER	HR	HB	BB	SO	SO/9	WP	BK	BAA
2011	DSL Royals	0	0	4.66	7	1	0	0	0	9.2	9	6	5	0	2	11	7	6.5	3	0	.250
2012	DSL Royals	2	1	2.87	15	3	0	0	4	37.2	37	14	12	1	3	19	27	6.5	5	0	.270
2013	Burlington	0	8	8.34	12	11	0	0	0	45.1	75	46	42	7	6	17	21	4.2	3	0	.373
2014	Burlington	1	2	3.63	7	0	0	0	0	17.1	12	9	7	2	0	11	15	7.8	3	0	.182
2015										DID NOT PITCH / Injured											
2016	Idaho Falls	2	4	3.99	13	13	0	0	0	58.2	67	35	26	5	4	14	64	9.8	5	1	.283
2017	Wilmington	6	7	5.03	21	9	0	0	2	73.1	88	46	41	8	2	14	72	8.8	1	1	.292
	NW Arkansas	0	0	3.00	1	0	0	0	0	3.0	2	1	1	0	1	2	1	3.0	0	0	.182
	Omaha	2	2	3.63	7	7	0	0	0	34.2	30	17	14	6	2	17	38	9.9	0	0	.235
	Kansas City	0	0	22.09	2	0	0	0	0	3.2	10	9	9	2	0	3	1	2.5	0	0	.476
2018	Omaha	0	4	9.72	7	6	0	0	0	25.0	41	33	27	4	1	16	25	9.0	4	0	.360
	NW Arkansas	2	3	3.72	30	6	0	0	9	58.0	60	31	24	5	7	22	47	7.3	3	2	.269
2019	Omaha	3	2	2.89	44	0	0	0	3	74.2	61	29	24	12	5	33	65	7.8	2	0	.218
2020										DID NOT PITCH											
2021	Rochester	0	0	3.68	11	0	0	0	0	14.2	17	6	6	1	1	4	19	11.7	1	0	.283
	Washington	1	2	3.53	40	0	0	0	0	35.2	30	17	14	4	5	15	30	7.6	3	0	.226
2022	Washington	2	0	3.34	51	0	0	0	0	59.1	55	32	22	7	2	26	46	7.0	3	0	.241
	Rochester	0	0	5.82	13	0	0	0	0	17.0	18	11	11	0	1	5	18	9.5	0	0	.273
	MLB TOTALS	3	2	4.10	93	0	0	0	0	98.2	95	58	45	13	7	44	77	7.0	6	0	.249
	MINORS TOTALS	18	33	4.61	188	56	0	0	18	468.2	516	284	240	51	35	185	419	8.1	30	4	.278

CAREER

Former Kansas City Royals farmhand joined the Nationals in Feb. 2021 and has become a reliable member of the Major League bullpen over the last two seasons...Is 3-2 with 13 holds and a 3.41 ERA in 91 appearances since the start of the 2021 season.

AWARDS AND HONORS

2018 Kansas City's No. 25 prospect, per *Baseball America*
2016 Pioneer League Pitcher of the Week (July 24)

2022

Ranked fourth in National League (T8th in MLB) with 16.0% inherited runners scored (4-of-25)...Did not allow an earned run from Aug. 3 through the end of the season (19.2 IP, 6 unearned runs)...In 13 games from June 16 to July 17: 0.64 ERA (1 ER/14.0 IP), three walks, eight strikeouts, .160 opponents' average (8-for-50)...Made Washington's Opening Day roster...Enjoyed five Major League stints...**2022 Pitch Mix:** Sinker (33.7%) 4-Seam Fastball (30.6%) Slider (20%) Changeup (15.7%).

2021

Returned to the Major Leagues for the first time since 2017...Had his contract selected on June 12 and enjoyed four Major League stints...Ranked tied for second in MLB (tied for 1st in the NL) with 34 appearances from July 29 through the end of the season...Pitched to a 0.96 ERA (2 ER/18.2 IP) with a .159 opponents' average from July 17 through Aug. 30...Left-handed batters hit .200 (12-for-60) with 15 strikeouts against him...Earned his first career win on Aug. 7 at Atlanta...**2021 Pitch Mix:** 4-Seam Fastball (55.7%) Slider (19.3%) Sinker (15%) Changeup (10%).

2020

Did not pitch.

2019

Was a non-roster invitee to Royals Spring Training...Named Triple-A Omaha Pitcher of the Year, making a team-high 44 appearances...Went 3-2 with a 2.89 ERA and 65 strikeouts in 74.2 innings pitched...Pitched to a 2.70 ERA and a .211 opponents' average in the first half of the season.

2019 POSTSEASON

NATIONALS IN THE COMMUNITY

EXECUTIVES & OWNERSHIP

MANAGER & COACHING STAFF

PLAYERS

2022 IN REVIEW

HISTORY & RECORDS

SCOUTING, RESEARCH & PLAYER DEV.

MEDIA



2018

Went 2-7 with nine saves and a 5.53 ERA in 37 games (12 starts) between Triple-A Omaha and Double-A Northwest Arkansas...It marked his last season as a starter before converting to reliever full time...Went 2-1 with nine saves in 10 opportunities and a 2.15 ERA (7 ER in 29.1 IP) out of the bullpen... Tied for sixth in the Texas League with his nine saves, eight of which came in a 12-appearance span (July 19-Aug. 25).

2017

Made his Major League debut...Had his contract selected from Triple-A Omaha on Sept. 1 and made his Major League debut on Sept. 2 at Minnesota, allowing six runs on four hits in 0.2 inning...Also tossed 3.0 innings of relief at Detroit on Sept. 5, allowing three runs on six hits...Went 8-9 with a 4.54 ERA in 29 appearances (16 starts) between Single-A Wilmington, Double-A Northwest Arkansas and Triple-A Omaha...Struck out a career-high 14 batters in 7.0 innings on July 1 vs. Salem (BOS).

2016

Made 13 starts for Rookie-level Idaho Falls, going 2-4 with a 3.99 ERA (26 ER in 58.2 IP) over the final three months of the season...Didn't make his season debut until June 20 following recovery from Tommy John surgery in 2015...Ranked third in the Pioneer League with 64 strikeouts.

2015

Missed the season after undergoing Tommy John ligament-replacement surgery.

2014

Went 1-2 with a 3.63 ERA in seven games for Rookie-level Burlington.

2013

Went 0-8 with a 8.34 ERA in 12 games (11 starts) for Rookie-level Burlington.

2012

In his second season with the Dominican Summer League Royals, posted a 2.87 ERA while going 2-1 with four saves in 15 games (three starts).

2011

Made his professional debut for the Dominican Summer League Royals...Posted a 4.66 ERA in seven games (one start).

PERSONAL

Andres Eduardo Machado...Is married to wife, Emanuela...They have two children, Alhan and Emiliano.

TRANSACTIONS

2010 ...Signed with Kansas City as a non-drafted free agent, Nov. 17.

2018Signed with Kansas City as a Minor League free agent, Dec. 4.

2019Signed with Kansas City as a Minor League free agent, Nov. 20.

2021.....Signed with Washington as a Minor League free agent, Feb. 26.



#26 ERICK MEJIA

erickmejia0917

INF/OF



BORN / 2023 OPENING DAY AGE **BATS / THROWS**
 11/9/94 Villa Mella, DOM / 28 Switch / Right

MLB SERVICE / OPTIONS USED **HEIGHT / WEIGHT**
 0.091 / 1 of 3 5'11" / 195

SIGNING SCOUT
 Patrick Guerrero and Franklin Taveras, Jr. (SEA)

ACQUIRED
 Signed as Minor League free agent, Dec. 1, 2022.

MEJIA CAREER RECORD / UPDATED STATS													Research Tool		BASEBALL REFERENCE		savant		FAN GRAPHS			
YEAR	CLUB	AVG	G	AB	R	H	TB	2B	3B	HR	RBI	SH	SF	HP	BB	SO	SB	CS	OBP	SLG	OPS	E
2012	DSL Mariners	.182	13	44	9	8	14	2	2	0	8	0	0	0	8	7	3	2	.308	.318	.626	11
2013	DSL Mariners	.261	24	88	16	23	28	3	1	0	3	1	1	1	14	10	11	7	.365	.318	.683	8
	GCL Mariners	.360	7	25	4	9	11	2	0	0	2	2	0	0	2	5	2	0	.407	.440	.847	0
2014	GCL Mariners	.283	38	127	23	36	54	3	6	1	13	3	1	0	16	25	13	2	.361	.425	.786	6
2015	GCL Mariners	.417	5	12	4	5	6	1	0	0	2	1	0	0	1	2	2	1	.462	.500	.962	0
	Everett	.282	36	131	24	37	44	5	1	0	11	2	0	0	16	22	18	0	.361	.336	.697	7
	Clinton	.269	6	26	5	7	9	0	1	0	3	1	0	0	4	0	0	0	.269	.346	.615	4
	Tacoma	.000	4	5	1	0	0	0	0	0	0	0	0	0	3	0	0	0	.000	.000	.000	0
2016	Rancho Cucamonga	.287	124	509	78	146	200	18	12	4	47	4	1	1	43	110	24	15	.343	.393	.736	41
2017	Rancho Cucamonga	.230	24	87	14	20	29	4	1	1	11	1	1	0	8	19	3	0	.292	.333	.625	4
	Tulsa	.289	102	356	61	103	147	17	3	7	30	5	3	2	37	78	25	4	.357	.413	.770	21
	Oklahoma City	.000	1	0	0	0	0	0	0	0	0	0	0	0	0	0	0	0	.000	.000	.000	0
2018	NW Arkansas	.263	136	540	79	142	198	27	7	5	59	14	3	2	43	98	34	17	.318	.367	.685	24
2019	Omaha	.271	128	495	83	134	189	22	6	7	63	5	3	3	50	103	19	6	.339	.382	.721	15
	Kansas City	.227	9	22	3	5	6	1	0	0	4	0	1	0	4	7	0	0	.333	.273	.606	0
2020	Kansas City																					
	Alternate Training Site																					
	Kansas City	.071	8	14	1	1	2	1	0	0	0	1	0	0	0	7	1	0	.071	.143	.214	1
2021	Omaha	.246	55	203	22	50	83	10	1	7	30	1	2	0	22	41	1	2	.317	.409	.726	8
2022	Tacoma	.261	120	464	72	121	201	29	3	15	58	3	4	1	49	103	19	7	.330	.433	.763	11
	MLB TOTALS	.167	17	36	4	6	8	2	0	0	4	1	1	0	4	14	1	0	.244	.222	.466	1
	MINORS TOTALS	.270	823	3112	495	841	1213	143	44	47	340	43	19	10	309	630	174	63	.336	.390	.726	132

CAREER

Versatile defender has played every position (except pitcher and catcher) across his 11-year professional career...Majority of appearances have come at shortstop, center field, second base and third base.

2022

Set career marks with 29 doubles and 15 home runs in his return to Seattle's organization...Was a non-roster invite to Spring Training.

2021

Spent the season with Triple-A Omaha in Kansas City's organization.

2020

Made Kansas City's Opening Day roster...Appeared in eight games before returning to the Alternate Training Site.

2019

Made his Major League debut with Kansas City on Sept. 5 vs. Detroit...Recorded his first hit on Sept. 15 vs. Houston, with an RBI-infield-single off Framber Valdez...Named the Triple-A Omaha Player of the Year, leading the club in batting average, runs, hits, total bases, doubles and RBI.

2012-18

Advanced through Seattle's Minor League system before being acquired by the Dodgers in 2016...Following the 2018 season, was acquired by Kansas City as a part of a three-team trade.

PERSONAL

Erick Augusto Mejia.

TRANSACTIONS

2012....Signed with Seattle as a non-drafted free agent, June 30.

2016Acquired by Los Angeles (NL) in exchange for right-handed pitcher Joe Wieland, Jan. 12.

2018Acquired by Kansas City from Los Angeles (NL) along with right-handed pitcher Trevor Oaks in a three-team trade...Los Angeles (NL) sent left-handed pitcher Luis Avilan and cash to the Chicago White Sox...Chicago (AL) sent second baseman Jake Peter to Los Angeles (NL)...Kansas City sent left-handed pitcher Scott Alexander to Los Angeles (NL) and right-handed pitcher Joakim Soria and cash considerations to Chicago.

2021....Signed with Kansas City as a Minor League free agent, Jan. 4.

2022....Signed with Seattle as a Minor League free agent, March 14.

2022....Signed with Washington as a Minor League free agent, Dec. 1.

AWARDS AND HONORS

- 2019** MiLB.com Organization All-Star
- 2018** Texas League All-Star (mid-season)
- 2017** Texas League Player of the Week (July 30)
- 2016** Carolina League All-Star (post-season)
- 2015** Northwest League Player of the Week (Aug. 3)
- 2015** Seattle's No. 21 prospect, per *Baseball America*

2019
POSTSEASON

NATIONALS IN
THE COMMUNITY
PARK

FRONT OFFICE
EXECUTIVES
& OWNERSHIP

MANAGER &
COACHING
STAFF

PLAYERS

2022
IN REVIEW

HISTORY &
RECORDS

SCOUTING,
RESEARCH &
PLAYER DEV.

MEDIA



#45 JOEY MENESES

joeymeneses32

1B/OF

BORN / 2023 OPENING DAY AGE **BATS / THROWS**
5/6/92 Culiacan, MEX / 30 Right / Right

MLB SERVICE / OPTIONS USED **HEIGHT / WEIGHT**
0.065 / 0 of 3 6'3" / 240

SIGNING SCOUT
Manuel Samaniego (ATL)

ACQUIRED
Signed as a Minor League free agent, Jan 7, 2022.

MENESES CAREER RECORD / UPDATED STATS

YEAR	CLUB	AVG	G	AB	R	H	TR	7B	3B	HR	RBI	SH	SF	HP	BB	SO	SB	CS	OBP	SLG	OPS	F
2011	DSL Braves	.206	19	63	5	13	13	0	0	0	4	0	0	0	7	14	0	0	.286	.206	.492	0
2012	GCL Braves	.303	41	145	13	44	59	5	5	0	14	0	2	3	9	29	2	4	.352	.407	.759	1
2013	Rome	.257	108	381	36	98	133	21	4	2	40	1	3	1	28	97	1	5	.308	.349	.657	5
2014	GCL Braves	.357	4	14	3	5	7	2	0	0	4	0	0	0	0	0	0	0	.357	.500	.857	0
	Rome	.283	58	212	30	60	105	15	3	8	29	1	1	2	22	48	2	1	.354	.495	.850	6
2015	Carolina	.239	113	394	32	94	129	18	4	3	41	0	4	3	32	80	2	2	.298	.327	.625	6
2016	Carolina	.342	66	243	31	83	119	19	1	5	31	0	1	1	24	38	2	1	.401	.490	.891	5
	Mississippi	.234	63	222	16	52	73	9	3	2	15	1	0	2	15	40	0	0	.289	.329	.618	1
2017	Mississippi	.292	108	360	44	105	145	13	0	9	45	1	1	1	38	81	0	0	.360	.403	.763	7
2018	Lehigh Valley	.311	130	492	75	153	251	27	1	23	82	0	4	0	40	110	0	0	.360	.510	.870	3
2019	Orix (Japan)	.206	29	102	7	21	37	4	0	4	14	0	3	0	13	28	0	1	.288	.363	.651	1
2020																						
2021	Portland	.303	50	188	31	57	111	22	1	10	43	0	4	3	12	35	0	1	.348	.590	.938	1
	Worcester	.260	38	146	14	38	66	9	2	5	27	0	3	0	13	39	0	0	.315	.452	.767	1
2022	Rochester	.286	96	374	51	107	183	14	1	20	64	0	6	2	32	89	1	0	.341	.489	.830	4
	Washington	.324	56	222	33	72	125	14	0	13	34	0	2	1	15	52	1	0	.367	.563	.930	4
	MLB TOTALS	.324	56	222	33	72	125	14	0	13	34	0	2	1	15	52	1	0	.367	.563	.930	4
	MINORS TOTALS	.281	894	3234	381	909	1394	174	25	87	439	4	29	18	272	700	10	14	.337	.431	.768	44
	JAPAN LG. TOTALS	.206	29	102	7	21	37	4	0	4	14	0	3	0	13	28	0	1	.288	.363	.651	1

CAREER

Was not only one of the best rookies, but one of the best overall hitters in Major League Baseball following his debut on Aug. 2, 2022...Made it to the big leagues after 10 years in the Minors/Japan.

2022

Contract was selected on Aug. 2... Led Washington in hits (72), homers (13) and RBI (34) from that point on...Aug. 2 vs. New York (NL), Meneses became the first Mexican-born player to homer in his Major League debut...He became the first player in franchise (MON/WSH) history to have five homers in his first nine games...In MLB history, only Trevor Story hit more homers (7) in his first nine games...His 72 hits through his first 56 games were the most by any rookie through his first 56 games in franchise history (MON/WSH)...From Aug. 9-Aug. 14, he recorded five straight multi-hit games, the longest streak by a Nationals player in 2022 and one of 20 five-plus game multi-hit streaks in MLB this season... Recorded both a nine-game hitting streak and an 11-game hitting streak during August...Went 12-for-43 (.279) w/RISP after starting 1-for-16...Tied a franchise (MON/WSH) record three doubles on Aug. 30 vs. Oakland...On Sept. 1 vs. Oakland, he hit the first walk-off home run of the season for Washington, a 10th-inning, three-run homer...It was a part of one of his two four-hit games this season...Went 7-for-12 (.583) in a three-game series against the Atlanta Braves - the team that originally signed him - from Sept. 19-21...Hit the eighth inside-the-park home run in Nationals history on Sept. 16 vs. Miami (Luzardo)...At the time of his promotion, he led the system with 20 home runs, 64 RBI, 107 hits and 183 total bases...He ranked among Nationals Minor Leaguers in slugging (2nd, .489), OPS (2nd, .830), batting average (3rd, .286) and extra-base hits (13rd, 35).

AWARDS AND HONORS

- 2018 International League Most Valuable Player
- 2018 International League Rookie of the Year
- 2018 International League All-Star (mid-season, post-season)
- 2018 International League Player of the Week (Aug. 5)
- 2018 International League Player of the Week (May 20)
- 2018 International League Player of the Week (May 6)
- 2017 MiLB.com Organization All-Star
- 2017 Southern League All-Star (mid-season)
- 2016 Carolina League Player of the Week (June 12)
- 2014 MiLB.com Organization All-Star

MENESES' NL RANKS SINCE AUG. 2

Rk.	Statistic	No.
2nd	OPS	.930
2nd	Average	.324
2nd	Hits	72
3rd	wOBA	.395
3rd	Slugging%	.563
4th	wRC+	156
T4th	Home Runs	13
T5th	Extra Base Hits	27
8th	On-Base%	.367

MENESES' MLB ROOKIE RANKS*

Rk.	Statistic	No.
1st	Average	.324
1st	wOBA	.395
1st	wRC+	156
1st	Slugging%	.563
1st	OPS	.930
4th	On-Base%	.367

* - min. 200 plate appearances

72 HITS & 13 HR IN 1ST 56 GAMES

Rk.	Player	Hits/HR
1.	Ryan Braun (MIL)	80/18
2.	Walt Dropo (BOS)	76/14
3.	Orlando Cepeda (SF)	75/14
4.	Bo Bichette (TOR)	74/13
5.	Jim Greengrass (CIN)	73/13
6.	Del Bissnette (BRO)	73/13
7.	Joey Meneses (WSH)	72/13
8.	Albert Pujols (STL)	72/16

2021

Combined to hit .284 with 31 doubles, five triples, 15 homers, 70 RBI, 25 walks and 45 runs scored in 88 games between Double-A Portland and Triple-A Worcester...Ranked in Boston's Minor League system in extra-base hits (3rd, 49), doubles (3rd, 31) and RBI (7th, 70).

2020

Did not play.

2019

Spent the season with the Orix Buffaloes of the Japan Pacific League.

2018

Named International League Most Valuable Player, Rookie of the Year and All-Star...Was a three-time International League Player of the Week (May 5, May 20, Aug. 5).

2011-17

Advanced through Atlanta's Minor League system, twice being named an Organization All-Star by MiLB.com (2014, 2017).

PERSONAL

Joey Menezes...Got engaged to Mitzy Guzman following the 2022 season.

TRANSACTIONS

2011.....Signed with Atlanta as a non-drafted free agent, May 9.

2018.....Signed with Philadelphia as a Minor League free agent, Feb. 1

2020.....Signed with Boston as a Minor League free agent, Jan. 23

2022.....Signed with Washington as a Minor League free agent, Jan. 7




#65 DREW MILLAS

Instagram: [drewmillas22](#)

Twitter: [@drewmillas22](#)

C



BORN / 2023 OPENING DAY AGE **BATS / THROWS**
1/5/98 Swansea, Ill. / 25 Switch / Right

MLB SERVICE / OPTIONS USED **HEIGHT / WEIGHT**
0.000 / 0 of 3 6'2" / 198

ROUND / SCHOOL **SIGNING SCOUT**
7th Rd., 2019 Steve Abney (OAK)
Missouri State University

ACQUIRED
Acquired from Oakland along with RHP Richard Guasch and RHP Seth Shuman in exchange for C Yan Gomes and 2B Josh Harrison, July 30, 2021.

MILLAS CAREER RECORD / UPDATED STATS

YEAR	CLUB	AVG	G	AB	R	H	TB	2B	3B	HR	RBI	SH	SF	HP	BB	SO	SB	CS	OBP	SLG	OPS	E	
2019																							
2020																							
2021	Lansing	.255	59	220	34	56	79	12	1	3	28	0	3	2	41	39	10	2	.372	.359	.731	9	
	Wilmington	.284	27	102	15	29	33	4	0	0	20	0	1	2	13	14	5	1	.373	.324	.696	2	
2022	Fredericksburg	.246	18	61	15	15	23	2	0	2	10	0	0	0	14	13	6	2	.387	.377	.764	4	
	Wilmington	.237	25	76	13	18	33	8	2	1	10	0	0	0	22	20	1	0	.408	.434	.842	0	
	Harrisburg	.211	45	152	12	32	45	4	0	3	16	0	1	0	15	53	1	1	.280	.296	.576	3	
MINORS TOTALS		.264	86	322	49	85	112	16	1	3	48	0	4	4	54	53	15	3	.372	.348	.720	11	

CAREER

Switch-hitting catcher was acquired by the Nationals at the 2021 Trade Deadline...Was the "Best Defensive Catcher" in their organization, per *Baseball America*, at the time of the trade...Boasted the "Best Strikezone Discipline" in Washington's Minor League system in 2022, according to *Baseball America*...He will take part in his second Major League Spring Training in 2023.

2022

Hit .225 with 14 doubles, two triples, six homers, 36 RBI, 51 walks, eight stolen bases and 87 runs scored in 87 games between three levels of Washington's Minor League system...Had a strong Arizona Fall League seasons for Peoria...Hit .305 with five doubles, two homers, 13 RBI, three walks, one stolen base and six runs scored in 15 games.

2021

In his first full professional season, hit .264 with 16 doubles, one triple, three homers, 48 RBI, 15 stolen bases and 49 runs scored in 86 games...Recorded more walks (54) than strikeouts (53)...His 15 stolen bases were sixth most among all Minor League catchers in 2021...Was the No. 13 prospect (mid-season list) in Oakland's Minor League system according to *Baseball America* at the time of the trade...Participated in the Arizona Fall League (.196, 2B, HR, 5 RBI, 3 SO, 8 R)...Recorded 13 walks against just four strikeouts.

2020

Participated in Instructional League following the season.

PERSONAL

Andrew Theodore Millas...Graduated from Belleville (Ill.) East High School...Attended Missouri State University...Was one of the top defensive catchers in the 2019 Draft...Was First-Team All-Missouri Valley Conference in 2018 and 2019... Was a *Collegiate Baseball* Preseason All-America in 2019.

TRANSACTIONS

2019 Selected by Oakland in the seventh round of the First-Year Player Draft.

2021 Acquired by Washington along with right-handed pitcher Richard Guasch and right-handed pitcher Seth Shuman in exchange for catcher Yan Gomes and second baseman Josh Harrison, July 30.

AWARDS AND HONORS

- 2023 Washington's No. 25 prospect, per *Baseball America*
- 2022 Washington's No. 30 prospect, per *Baseball America*
- 2021 Oakland's No. 25 prospect, per *Baseball America*



2019 POSTSEASON NATIONALS IN THE COMMUNITY PARK FRONT OFFICE NATIONALS IN THE COMMUNITY PARK EXECUTIVES & OWNERSHIP & OWNERSHIP MANAGER & COACHING STAFF PLAYERS IN REVIEW 2022 SCOUTING, RESEARCH & RESEARCH & RECORDS HISTORY & RECORDS MEDIA



#38 WILY PERALTA

Instagram: [wily_peralta38](#)

RHP



BORN / 2023 OPENING DAY AGE **BATS / THROWS**
 5/8/89 Samana, DOM / 33 Right / Right

MLB SERVICE / OPTIONS USED **HEIGHT / WEIGHT**
 7.062 / 3 of 3 6'1" / 261

SIGNING SCOUT
 Fausto Sosa Pena and Fernando Arango (MIL)

ACQUIRED
 Signed as a Minor League free agent, Jan. 30, 2023.

PERALTA CAREER RECORD / UPDATED STATS

Research Tool BASEBALL REFERENCE savant FAN GRAPHS

YEAR	CLUB	W	L	ERA	G	GS	CG	SHO	SV	IP	H	R	ER	HR	HB	BB	SO	SO/9	WP	BK	BAA	
2006	AZL Brewers	2	5	6.63	14	6	0	0	0	38.0	51	37	28	5	5	20	28	6.63	4	0	.319	
2007	DID NOT PITCH / Injured																					
2008	Helena	1	1	3.07	15	2	0	0	2	29.1	23	14	10	4	0	8	36	11.05	4	0	.209	
	West Virginia	0	1	10.80	2	2	0	0	0	5.0	6	6	6	0	1	3	3	5.40	0	0	.316	
2009	Wisconsin	4	4	3.47	27	15	0	0	1	103.2	91	45	40	5	4	46	118	10.24	8	0	.235	
2010	Brevard County	6	3	3.86	19	17	0	0	0	105.0	102	50	45	5	6	40	75	6.43	3	1	.253	
	Huntsville	2	3	3.61	8	8	0	0	0	42.1	43	22	17	5	4	24	29	6.17	4	0	.269	
2011	Huntsville	9	7	3.46	21	21	1	0	0	119.2	106	57	46	9	4	48	117	8.80	8	0	.243	
	Nashville	2	0	2.03	5	5	0	0	0	31.0	21	7	7	0	1	11	40	11.61	1	0	.193	
2012	Nashville	7	11	4.66	28	28	1	0	0	146.2	154	79	76	9	9	78	143	8.78	9	1	.275	
	Milwaukee	2	1	2.48	6	5	0	0	0	29.0	24	8	8	0	0	11	23	7.14	1	0	.242	
2013	Milwaukee	11	15	4.37	32	32	2	1	0	183.1	187	107	89	19	7	73	129	6.33	12	0	.264	
2014	Milwaukee	17	11	3.53	32	32	0	0	0	198.2	198	88	78	23	7	61	154	6.98	7	0	.261	
2015	Milwaukee	5	10	4.72	20	20	0	0	0	108.2	130	60	57	14	4	37	60	4.97	5	1	.302	
	Wisconsin*	0	0	3.38	1	1	0	0	0	2.2	2	1	1	0	0	0	4	13.50	0	0	.200	
	Biloxi*	0	0	1.04	2	2	0	0	0	8.2	5	1	1	1	1	2	8	8.31	0	0	.161	
2016	Milwaukee	7	11	4.86	23	23	0	0	0	127.2	152	73	69	19	3	43	93	6.56	0	0	.305	
	Colorado Springs	1	3	6.31	10	10	0	0	0	41.1	55	31	29	5	0	17	39	8.49	5	1	.324	
2017	Milwaukee	5	4	7.85	19	8	0	0	0	57.1	73	51	50	10	1	32	52	8.16	5	0	.315	
	Colorado Springs	1	0	3.38	13	0	0	0	1	16.0	13	12	6	0	0	10	10	5.63	4	0	.213	
2018	Omaha	0	1	4.37	18	2	0	0	1	35.0	36	18	17	3	0	21	39	10.03	4	0	.267	
	Kansas City	1	0	3.67	37	0	0	0	14	34.1	28	14	14	4	1	23	35	9.17	4	0	.230	
2019	Kansas City	2	4	5.80	42	0	0	0	2	40.1	45	28	26	7	2	19	24	5.36	0	0	.296	
2020	DID NOT PLAY																					
2021	Toledo	1	0	2.75	6	6	0	0	0	19.2	15	6	6	2	1	8	21	9.61	1	0	.211	
	Detroit	4	5	3.07	19	18	0	0	0	93.2	87	41	32	12	4	38	58	5.57	1	0	.247	
2022	Lakeland	0	0	0.00	1	1	0	0	0	2.0	1	0	0	0	0	2	9.00	0	0	0	.167	
	Toledo	0	0	3.38	5	0	0	0	1	5.1	7	2	2	0	0	3	8	13.50	1	0	.304	
	Detroit	2	0	2.58	28	1	0	0	0	38.1	34	12	11	2	1	24	32	7.51	1	0	.241	
MLB TOTALS		56	61	4.29	258	139	2	1	16	911.1	958	482	434	110	30	361	660	6.52	36	1	.274	
MINORS TOTALS		36	39	4.04	195	126	2	0	6	751.1	731	388	337	53	36	339	720	8.62	56	3	.256	

CAREER

Right-handed reliever signed a Minor League contract with an invite to 2023 Major League Spring Training...Went 6-5 with a 2.93 ERA in 47 games (19 starts) across the last two seasons (2021-22) with Detroit.

2022

Pitched to a 0.81 ERA (2 ER/22.1IP) with a .192 opponents' batting average across his first 14 outings of the season...Allowed just one extra-base hit (HR) over this stretch...Endured a month-long stint on the Injured List from July 6 to Aug. 3 (left hamstring strain)...Surrendered just two home runs in 38.1 innings pitched...**2022 Pitch Mix:** Slider (29.8%) 4-Seam Fastball (27.5%) Sinker (21.9%) Split Finger (20.7%).

2021

Returned to the starting rotation after serving primarily as a reliever from 2017-19...Went 4-5 with a 3.07 ERA...Began the season with Triple-A Toledo before having his contract selected on June 15...**2021 Pitch Mix:** Sinker (31.2%) 4-Seam Fastball (23.9%) Split Finger (22.7%) Slider (22.2%).

2020

Did not pitch.

2019

Appeared in a career-high 42 games for Kansas City.

AWARDS AND HONORS

- 2014 Milwaukee's Most Valuable Pitcher (MIL BBWAA)
- 2013 Milwaukee's No. 1 prospect, per *Baseball America*
- 2012 Pacific Coast League Pitcher of the Week
- 2012 Milwaukee's No. 1 prospect, per *Baseball America*
- 2011 Southern League Pitcher of the Week (Aug. 1)
- 2011 Southern League All-Star (mid-season)
- 2011 Southern League Player of the Month (July)
- 2011 Milwaukee's No. 5 prospect, per *Baseball America*
- 2010 Milwaukee's No. 14 prospect, per *Baseball America*
- 2009 Midwest League Pitcher of the Week (May 25)
- 2009 Midwest League All-Star (mid-season)
- 2009 Milwaukee's No. 22 prospect, per *Baseball America*

2019 POSTSEASON

NATIONALS IN THE COMMUNITY PARK

FRONT OFFICE NATIONALS IN THE COMMUNITY PARK & OWNERSHIP EXECUTIVES

MANAGER & COACHING STAFF

PLAYERS

2022 IN REVIEW

HISTORY & RECORDS

SCOUTING, RESEARCH & PLAYER DEV.

MEDIA



2018

Went 14-for-14 in save opportunities, becoming the first Kansas City Royal to record at least 10 saves in a single season without blowing a save... Earned his first career save on June 25 vs. Los Angeles (AL)...His 3.67 ERA was his lowest since 2014 (3.53).

2017

Appeared in 32 games between Milwaukee and Triple-A Colorado Springs.

2016

Was Milwaukee's Opening Day starter on April 4 vs. San Francisco...Enjoyed two Major League stints.

2015

Was limited to 20 starts after being on the Injured List from May 23 to July 28 (left oblique strain).

2014

Put together the best season of his career...Named the Brewers' Most Valuable Pitcher by members of the Milwaukee chapter of the Baseball Writers' Association of America...Set career highs in wins (17), innings (198.2), strikeouts (154) and quality starts (22)...Ranked tied for fifth in the National League with 17 victories...Had a pair of career-best five-game winning streaks during the season, winning five straight decisions from June 5-26 and July 13-August 7...Drove in the only runs of the game with a two-run double on May 2 at Cincinnati...Tossed 8.0 shutout innings in the contest with three hits allowed and seven strikeouts...Struck out a career-best 13 batters over 7.0 innings on September 27 vs. Chicago (NL).

2013

Started 32 games in his first full Major League season...Tossed two complete games, July 9 vs. Cincinnati and Aug. 11 at Seattle...The July 9 shutout was the first shutout by a Brewers rookie since Ben Sheets on May 29, 2001 at St. Louis.

2012

Made his Major League debut on April 22 vs. Colorado, allowing one run on three hits with one strikeout in 1.0 inning of relief...Struck out Tyler Colvin for his first Major League strikeout... Earned his first Major League win in his first big league start on September 5 at Miami.

2006-11

Progressed through Milwaukee's Minor League system...Underwent Tommy John ligament-replacement surgery in 2007...Worked his way back to become one of Milwaukee's top prospects and one of the top 100 prospects in all of baseball...Led the Southern League in ERA (3.46) in 2011.

PERSONAL

Wily Peralta.

TRANSACTIONS

2005....Signed with Milwaukee as a non-drafted free agent, Nov. 26.

2017.....Signed with Kansas City as a free agent, Dec. 5.

2021.....Signed with Detroit as a Minor League free agent, Feb. 19.

2022.....Signed with Detroit as a Minor League free agent, March 16.

2023.....Signed with Washington as a Minor League free agent, Jan. 30.

In 18 seasons in D.C., 132 players (Paolo Espino, Javy Guerra, Ray King and Pete Orr twice) have played in at least one game with the Nationals despite entering that same Spring Training as a non-roster invitee...37 times players have earned spots on the Nationals' Opening Day roster (designated by [OD])...A closer look:

2005 (7)

INF Carlos Baera
RHP Hector Carrasco
OF Jeffrey Hammonds
RHP Sun-woo Kim
C Keith Osik
INF Rick Short
OF Brandon Watson

2006 (12)

LHP Micah Bowie
LHP Bill Bray
SS Royce Clayton [OD]
OF Alex Escobar
C Wiki Gonzalez
RHP Kevin Gryboski
C Brandon Harper
OF George Lombard
RHP Santiago Ramirez
RHP Saul Rivera
OF Mike Vento
1B Daryle Ward [OD]

2007 (11)

RHP Winston Abreu
LHP Mike Bacsik
1B/3B Tony Batista
2B Ronnie Belliard [OD]
RHP Jesus Colome [OD]
C/1B Robert Fick [OD]
INF D'Angelo Jimenez
LHP Ray King [OD]
LHP Arnie Munoz
RHP Jason Simontacchi
1B Dmitri Young [OD]

2008 (10)

RHP Collin Balester
LHP Michael Hinckley
LHP Ray King [OD]
LHP Charlie Manning
LHP Mike O'Connor
INF Pete Orr
RHP Odalis Perez [OD]
LHP Brian Sanches
RHP Steven Shell
C Wil Nieves

2009 (11)

C Josh Bard [OD]
LHP Jesus Colome
INF Alex Cintron
LHP Wil Ledezma [OD]
RHP J.D. Martin
INF Pete Orr
OF Jorge Padilla
OF Corey Patterson
RHP Jorge Sosa
RHP Julian Tavarez [OD]
RHP Jordan Zimmerman

2010 (7)

RHP Miguel Batista [OD]
C Jamie Burke
RHP Livan Hernandez
RHP Joel Peralta
RHP Drew Storen
RHP Willy Taveras [OD]

2011 (6)

INF Brian Bixler
INF Alex Cora [OD]
RHP Chad Gaudin [OD]
RHP Ryan Mattheus
OF Laynce Nix [OD]
1B/OF Matt Stairs [OD]

2012 (7)

OF Rick Ankiel
OF Corey Brown
OF Brett Carroll [OD]
C Sandy Leon
C Carlos Maldonado
1B/OF Xavier Nady [OD]
1B/3B Chad Tracy [OD]

2013 (4)

LHP Fernando Abad
RHP Ross Ohlendorf
RHP Tanner Roark
INF Zach Walters

2014 (1)

RHP Blake Treinen

2015 (6)

INF Emmanuel Burriss
OF Reed Johnson [OD]
RHP Rafael Martin
1B/OF Clint Robinson [OD]
C Pedro Severino
2B Dan Uggla [OD]

2016 (4)

RHP Matt Belisle [OD]
LHP Sean Burnett
RHP Lucas Giolitto
OF Chris Heisey [OD]

2017 (6)

RHP Matt Albers
RHP Erick Fedde
INF Grant Green
RHP Jeremy Guthrie
OF Andrew Stevenson
RHP Jacob Turner

2018 (6)

LHP Tim Collins
RHP Jimmy Cordero
LHP Tommy Milone
C Spencer Kieboom
C Miguel Montero [OD]
OF Moises Sierra

2019 (4)

RHP Aaron Barrett
C Tres Barrera
INF Carter Kieboom
INF Jake Noll [OD]

2020 (8)

RHP Dakota Bacus
OF Emilio Bonifacio [OD]
RHP Wil Crowe
RHP Paolo Espino
LHP Sam Freeman [OD]
INF Luis Garcia
RHP Javy Guerra [OD]
OF Yadiel Hernandez

2021 (11)

LHP Luis Avilan [OD]
RHP Paolo Espino
RHP Javy Guerra
RHP Gabe Klobosits
INF Jordy Mercer
INF Hernán Pérez [OD]
C Jackson Reetz
RHP Jeffry Rodríguez
INF Adrian Sanchez
OF Gerardo Parra
OF Cody Wilson [OD]

2022 (13)

RHP Victor Arano [OD]
LHP Alberto Baldonado
RHP Cade Cavalli
RHP Tyler Clippard
RHP Carl Edwards Jr.
INF Maikel Franco [OD]
RHP Reed Garrett
C Israel Pineda
RHP Erasmo Ramirez
RHP Aaron Sanchez
RHP Anibal Sánchez
INF Dee Strange-Gordon
[OD]
RHP Jordan Weems

#65 FRANCISCO PÉREZ

Instagram: Fperez_4

Twitter: @fperez_46

LHP



BORN / 2023 OPENING DAY AGE 7/20/97 Loma de Cabrera, DOM / 24

BATS / THROWS Left / Left

MLB SERVICE / OPTIONS USED 0.055 / 2 of 3

HEIGHT / WEIGHT 6'2" / 227

SIGNING SCOUT
Ramon Pena (CLE)

ACQUIRED
Signed as a Minor League free agent, Jan. 4, 2023.

PÉREZ CAREER RECORD / UPDATED STATS

YEAR	CLUB	W	L	ERA	G	GS	CG	SHO	SV	IP	H	R	ER	HR	HB	BB	SO	SO/9	WP	BK	BAA
2015	DSL Cleveland	2	2	2.49	13	12	0	0	0	50.2	49	18	14	0	1	19	48	8.5	3	0	.254
2016	AZL Cleveland	5	1	2.69	12	7	0	0	0	63.2	48	22	19	1	3	17	52	7.4	8	2	.203
2017	Mahoning Valley	4	4	3.28	15	15	0	0	0	74.0	67	41	27	5	2	28	48	5.8	7	0	.238
2018	Lake County	8	10	4.07	26	25	0	0	0	139.1	125	69	63	8	6	54	111	7.2	13	2	.240
2019	AZL Cleveland Red	1	1	1.47	6	5	0	0	0	18.1	6	5	3	2	3	6	29	14.2	3	0	.102
	Mahoning Valley	1	0	1.80	2	2	0	0	0	10.0	6	2	2	1	0	2	8	7.2	0	0	.176
2020										DID NOT PITCH											
2021	Akron	3	0	0.67	11	0	0	0	2	27.0	8	2	2	0	0	9	46	15.3	0	0	.091
	Columbus	1	0	3.12	19	0	0	0	1	26.0	20	9	9	2	2	20	36	12.5	3	0	.211
	Cleveland	0	0	4.05	4	0	0	0	0	6.2	6	3	3	0	0	3	5	6.8	0	0	.250
2022	Rochester	1	3	4.82	45	0	0	0	1	46.2	34	29	25	3	1	32	61	11.8	5	0	.205
	Washington	0	0	7.27	10	0	0	0	0	8.2	13	7	7	2	0	9	7	7.3	1	0	.333
MLB TOTALS		0	0	5.87	14	0	0	0	0	15.1	19	10	10	2	0	12	12	7.0	1	0	.302
MINORS TOTALS		26	21	3.24	149	66	0	0	4	455.2	363	197	164	22	18	187	439	8.7	42	4	.217

CAREER

Left-handed reliever was claimed off waivers by the Nationals on Nov. 5, 2021 and returns on Minor League contract in 2023...Made his Major League debut in 2021...Began his professional career as starter, but converted to a relief role in 2021.

AWARDS AND HONORS

2016 Arizona League All-Star (post-season)

2022

Enjoyed three Major League stints in with Washington...Posted a 2.08 ERA (1 ER/4.1 IP) in his first five outings and a 12.46 ERA (6 ER/4.1 IP) in his last five appearances...**2022 Pitch Mix:** 4-Seam (63.8%) Slider (33.7%) Changeup (1.5%) Curveball (1%).

2021

Went 4-0 with three saves and a 1.87 ERA in 30 games between Double-A Akron and Triple-A Columbus...Struck out 82 batters in 53.0 innings pitched while issuing 29 walks and allowing just two home runs along the way...Tossed more than 1.0 inning of relief in 18 of his 30 outings...Pitched to a 0.63 ERA (3 ER/43.0 IP) and recorded 70 strikeouts in those 18 outings...Had his contract selected on Aug. 9 and made his Major League debut on Aug. 12 vs. Oakland...**2021 Pitch Mix:** 4-Seam Fastball (57.4%) Slider (32.8%) Changeup (9.8%).

2020

Did not pitch.

2019

Went 2-1 with a 1.59 ERA in eight games (seven starts) between Single-A Mahoning Valley and rookie-level Arizona League.

2018

Finished third in the Midwest League in innings pitched (139.1).

2017

Led Mahoning Valley with 15 starts, setting a career high with 74.0 innings pitched, which ranked seventh in the New York-Penn League.

2016

Led AZL Cleveland in innings (63.2) and strikeouts (52) and tied for first in wins (5)...His 2.69 ERA ranked third in the organization.

2015

Went 2-2 with a 2.49 ERA in 13 games (12 starts) in the Dominican Summer League.

PERSONAL

Francisco Alberto Pérez.

TRANSACTIONS

2014 ...Signed with Cleveland as a non-drafted free agent, Dec. 12.

2021.....Claimed off waivers by Washington, Nov. 5.

2022.....Signed with Washington as a Minor League free agent, Jan. 4, 2023.

2019 POSTSEASON NATIONALS IN PARK THE COMMUNITY EXECUTIVES & OWNERSHIP FRONT OFFICE COACHING STAFF MANAGER & COACHING STAFF PLAYERS IN REVIEW 2022 HISTORY & RECORDS SCOUTING, RESEARCH & PLAYER DEV. MEDIA



#43 ISRAEL PINEDA

 israelpineda20

C



BORN / 2023 OPENING DAY AGE **BATS / THROWS**
4/3/00 Maracay, VEN / 23 Right / Right

MLB SERVICE / OPTIONS USED **HEIGHT / WEIGHT**
0.027 / 0 of 3 5'11" / 217

SIGNING SCOUT
German Robles (WSH)

ACQUIRED
Signed as a non-drafted free agent, July 2, 2016.

PINEDA CAREER RECORD / UPDATED STATS    

YEAR	CLUB	AVG	G	AB	R	H	TB	2B	3B	HR	RBI	SH	SF	HP	BB	SO	SB	CS	OBP	SLG	OPS	E
2016																						
DID NOT PLAY / Signed Late																						
2017	GCL Nationals	.288	17	59	10	17	26	5	2	0	12	0	2	0	4	13	0	0	.323	.441	.764	2
2018	Auburn	.273	46	165	25	45	64	7	0	4	24	0	2	6	12	35	0	0	.341	.388	.728	3
2019	Hagerstown	.217	101	374	48	81	114	12	0	7	35	1	3	3	30	102	1	2	.278	.305	.583	4
2020	Fredericksburg																					
Alternate Training Site																						
2021	Wilmington	.208	77	293	35	61	114	11	0	14	48	0	1	3	18	83	0	0	.260	.389	.649	6
2022	Wilmington	.264	67	246	31	65	109	16	2	8	45	0	2	1	22	70	2	2	.325	.443	.768	4
	Harrisburg	.280	26	93	15	26	50	3	0	7	21	0	1	0	9	18	1	0	.340	.538	.878	0
	Rochester	.095	6	21	3	2	6	1	0	1	5	0	0	0	5	7	0	0	.269	.286	.555	0
	Washington	.077	4	13	1	1	1	0	0	0	0	0	0	0	1	7	0	0	.143	.077	.220	0
MLB TOTALS		.077	4	13	1	1	1	0	0	0	0	0	0	0	1	7	0	0	.143	.077	.220	0
MINORS TOTALS		.229	241	891	118	204	318	35	2	25	119	1	8	12	64	233	1	2	.287	.357	.644	16

CAREER

Washington's No. 19 prospect and "Best Defensive Catcher" according to *Baseball America* enjoyed a breakout season in 2022, leading to his first Major League action.

2022

Ranked in Washington's system in RBI (2nd, 71), homers (5th, 16), slugging percentage (5th, .458), extra-base hits (6th, 38) and OPS (8th, .783)...Had his contract selected on Sept. 9 and made his MLB debut on Sept. 11 at Philadelphia...With his debut, he became the third member of Washington's 2016 international class to appear in MLB (Joan Adon and Luis Garcia)...Recorded his first Major League hit on October 5 at Citi Field against the Mets...Singled in the fifth inning against Trevor Williams.

2021

Ranked tied for fourth among Nationals Minor Leaguers with a career-high 14 home runs, while his career-high 48 RBI were tied for eighth...Went 14-for-37 (.378) with three doubles, two homers, 11 RBI, two walks and four runs scored in 11 games from Aug. 5 through the end of the season...Opened the season 1-for-28 (.036)...From May 13 through the end of the season, hit .227 with a .284 on-base percentage and a .431 slugging percentage...Led High-A East catchers with 65 assists...Threw out 40.3% (27-for-67) would-be basestealers...Went 8-for-27 (.296) with two doubles and six RBI in nine games with Surprise of the Arizona Fall League.

2020

Was a member of the 60-Player Pool...Spent the entire season at the Alternate Training Site (Fredericksburg)...Participated in Instructional League following the season.

2019

Hit a career-high seven home runs with 35 RBI in 101 games with Single-A Hagerstown.

2018

Named a New York-Penn League mid-season All-Star...Hit three of his four homers prior to the All-Star break.

2017

Hit .288 with a .441 slugging percentage in his first professional season with the GCL Nationals.

PERSONAL

Israel Abrahan Pineda.

TRANSACTIONS

2016 Signed with Washington as a non-drafted free agent, July 2.

AWARDS AND HONORS

- 2023 Washington's No. 19 prospect, per *Baseball America*
- 2022 MiLB.com Organization All-Star
- 2022 Washington's No. 23 prospect, per *Baseball America*
- 2021 MiLB.com Organization All-Star
- 2021 Washington's No. 14 prospect, per *Baseball America*
- 2020 Washington's No. 19 prospect, per *Baseball America*
- 2019 Washington's No. 15 prospect, per *Baseball America*
- 2018 New York-Penn League All-Star (mid-season)



2019 POSTSEASON NATIONALS IN THE COMMUNITY PARK
 FRONT OFFICE NATIONALS IN THE COMMUNITY PARK
 EXECUTIVES & OWNERSHIP
 MANAGER & COACHING STAFF
 PLAYERS
 2022 IN REVIEW
 SCOUTING, RESEARCH & PLAYER DEV.
 HISTORY & RECORDS
 MEDIA



#21 TANNER RAINEY

tanner.rainey

RHP



BORN / 2023 OPENING DAY AGE **BATS / THROWS**
12/25/92 Folsom, La. / 29 Right / Right

MLB SERVICE / OPTIONS USED **HEIGHT / WEIGHT**
3.127 / 3 of 3 6'2" / 250

ROUND / SCHOOL **SIGNING SCOOUT**
2nd Rd., 2015 Ben Jones (CIN)
University of West Alabama

ACQUIRED
Acquired from Cincinnati in exchange for RHP
Tanner Roark, Dec. 12, 2018.

RAINEY CAREER RECORD / UPDATED STATS

YEAR	CLUB	W	L	ERA	G	GS	CG	SHO	SV	IP	H	R	ER	HR	HB	BB	SO	SO/9	WP	BK	BAA
2015	Billings	2	2	4.27	15	15	0	0	0	59.0	58	37	28	2	5	28	57	8.7	11	0	.258
2016	Dayton	5	10	5.57	29	20	0	0	1	103.1	109	70	64	9	8	66	113	9.8	25	1	.273
2017	Daytona	2	2	3.80	39	0	0	0	9	45.0	21	19	19	4	5	22	77	15.4	10	1	.136
	Pensacola	1	1	1.59	14	0	0	0	4	17.0	8	4	3	2	2	11	27	14.3	2	0	.145
2018	Louisville	7	2	2.65	44	0	0	0	3	51.0	25	18	15	2	1	35	65	11.5	3	0	.148
	Cincinnati	0	0	24.43	8	0	0	0	0	7.0	13	19	19	4	0	12	7	9.0	0	0	.406
2019	Fresno	2	2	4.00	16	0	0	0	2	18.0	16	8	8	1	1	12	32	16.0	3	0	.232
	Washington	2	3	3.91	52	0	0	0	0	48.1	32	22	21	6	4	38	74	13.8	7	0	.188
2020	Washington	1	1	2.66	20	0	0	0	0	20.1	8	6	6	4	1	7	32	14.2	3	1	.119
2021	Washington	1	3	7.39	38	0	0	0	3	31.2	29	27	26	6	3	25	42	11.9	0	0	.238
	Rochester*	1	0	2.35	8	1	0	0	0	7.2	3	2	2	1	0	5	15	17.6	0	0	.115
2022	Washington	1	3	3.30	29	0	0	0	12	30.0	26	16	11	5	0	13	36	10.8	1	0	.228
MLB TOTALS		5	10	5.44	147	0	0	0	15	137.1	108	90	83	25	8	95	191	12.5	11	1	.214
MINORS TOTALS		20	19	4.16	165	36	0	0	19	301.0	240	158	139	21	22	179	386	11.5	54	2	.219

2019 POSTSEASON

RD.	CLUB	OPP.	W	L	ERA	G	GS	CG	SHO	SV	IP	H	R	ER	HR	HB	BB	SO	SO/9	WP	BK	BAA
NLWC	WSH	vs. MIL	0	0	-	0	0	0	0	0	0.0	0	0	0	0	0	0	0	0	0	0	-
NLDS	WSH	vs. LAD	0	0	9.00	3	0	0	0	0	2.0	2	2	2	0	0	1	1	4.5	1	0	.250
NLCS	WSH	vs. STL	0	0	0.00	2	0	0	0	0	2.0	0	0	0	0	0	3	13.5	0	0	0	.000
WS	WSH	vs. HOU	0	0	10.13	4	0	0	0	0	2.2	1	3	3	1	0	4	2	6.8	0	0	.111
TOTALS			0	0	6.75	9	0	0	0	0	6.2	3	5	5	1	0	5	6	8.1	1	0	.130

CAREER

Hard-throwing right-handed reliever was acquired by the Nationals during the 2018 Winter Meetings...Developed into a reliable member of Washington's bullpen...His fastball/slider repertoire has yielded 12.5 strikeouts per 9.0 innings across four Major League seasons...From 2015-19, he ranked 15th among Minor League pitchers with 11.4 strikeouts per 9.0 innings (min. 275.0 IP).

2022

Underwent season-ending Tommy John surgery in mid-July...Led Washington and ranked tied for eighth in the National League with a career-high 12 saves at the time of the injury...Did not allow a home run until June 4 at Cincinnati (17th app)... Started the season strong, going 3-for-3 in save opportunities with a 0.00 ERA (8.0 IP), eight strikeouts, one walk and six hits allowed in his first eight games...
2022 Pitch Mix: 4-Seam (70.4%) Slider (29%) Changeup (0.6%).

2021

Battled two stints on the Injured List in his third season in Washington... Recorded his first career save, June 9 at Tampa Bay...Returned from his second stint on July 29 and was optioned to Triple-A Rochester on Aug. 1...Was called up as the 27th man on Aug. 11 and Aug. 12...Struck out 15 consecutive batters from Sept. 12 (with Rochester) to Sept. 20 at Miami...In five games after being recalled on Sept. 18, recorded two saves with a 1.93 ERA (1ER/4.2 IP), one hit, two walks and eight strikeouts...Did not allow a hit in four games from Sept. 19-23...
2021 Pitch Mix: 4-Seam (63.6%) Slider (36.4%).

2020

Led the Nationals and ranked tied for fourth in the National League with nine holds...He also paced Washington's 'pen and ranked among NL relievers in opp. batting average (3rd, .119), opp. on-base percentage (5th, .213) and strikeouts (11th, 32)...According to MLB Statcast, he ranked in the 99th percentile in MLB in strikeout rate (42.7%) and whiff rate (75.5%)...His average fastball velocity (96.6) ranked in the 92nd percentile...Tossed scoreless relief in 14 of 16 outings to start the season (7/25-9/3) and opposing batters hit just .096 (5-for-52) average against him during that stretch...He struck out 24 batters and issued six walks in 16.1 innings...Placed on IL on Sept. 15...
2020 Pitch Mix: 4-Seam (60.9%), Slider (39.1%).

AWARDS AND HONORS

- 2019 World Series Champion (WSH)
- 2018 International League All-Star (mid-season)
- 2018 Cincinnati's No. 20 prospect, per *Baseball America*
- 2017 Florida State League All-Star (mid-season)
- 2017 Cincinnati's No. 25 prospect per *Baseball America*
- 2016 Midwest League All-Star (mid-season)
- 2016 Cincinnati's No. 17 prospect per *Baseball America*

2019 POSTSEASON
NATIONALS IN THE COMMUNITY PARK
FRONT OFFICE NATIONALS IN THE COMMUNITY PARK
EXECUTIVES & OWNERSHIP
MANAGER & COACHING STAFF
PLAYERS
2022 IN REVIEW
SCOUTING, RESEARCH & PLAYER DEV.
HISTORY & RECORDS
MEDIA



**2019**

Began the season with Triple-A Fresno before being recalled to Washington on May 18 for the remainder of the season...Made his Nationals debut on May 20 vs. New York Mets...Earned his first MLB win on June 1 at Cincinnati...Despite not joining the club until May, his 74 strikeouts ranked second among Nationals relievers...Held opposing batters to a .188 average (32-for-170) and opposing right-handed batters to a .139 average (14-for-101)...Surrendered just four extra-base hits to right-handed batters (2B, 3B, 2 HR)...Became a reliable member of Washington's bullpen from Aug. 31 through the end of the season...Tossed scoreless relief in 12 of those 14 outings, including scoreless relief in his final eight outings of the season (7.1 IP, 2 BB, 13 SO, .125 opp. AVG)...In the Postseason, opposing batters hit .130 (3-for-23) with six strikeouts, five walks and one home run...Finished Game 3 of the NLCS.

2018

Went 7-2 with three saves and a 2.65 ERA in 44 games out of the bullpen for Triple-A Louisville...He struck out 65 batters, issued 35 walks and posted a .148 opponents' batting average en route to being named an International League All-Star...Surrendered just seven extra-base hits (five doubles, two home runs) across 51.0 Minor League innings...Among International League pitchers with at least 50.0 innings pitched, ranked 10th with 11.5 strikeouts per 9.0 innings...Was particularly tough against right-handed batters, limiting them to a .138/.266/.165 slash line...He struck out 48 batters, walked 18 and allowed just three extra-base hits (three doubles) along the way...Had his contract selected on April 10 and made his Major League debut that day against the Philadelphia Phillies...He went on to make eight relief appearances across four stints with the Reds.

2017

Converted to reliever full-time...Combined to finish 3-3 with a 3.19 ERA while converting 13 saves between Single-A Daytona and Double-A Pensacola...His 13 saves were second most by any Reds Minor League pitcher.

2016

Went 5-10 with one save and a 5.57 ERA in 29 games (20 starts) for Single-A Dayton.

2015

Appeared in 15 games during his first professional season.

PERSONAL

Tanner Scott Rainey...Is married to wife, Kelsey...Graduated from St. Paul High School in Covington, La. and attended the University of West Alabama...Began his college career at Southeastern Louisiana University.

TRANSACTIONS

2015.....Selected by Cincinnati in the second round of the First-Year Player draft.

2018.....Acquired by Washington in exchange for right-handed pitcher Tanner Roark, Dec. 12.



#61 ERASMO RAMÍREZ

olijose90

RHP



BORN / 2023 OPENING DAY AGE 5/2/90 Rivas, NIC / 32
BATS / THROWS Right / Right

MLB SERVICE / OPTIONS USED 7.169 / 3 of 3
HEIGHT / WEIGHT 6'0" / 220

SIGNING SCOUT
 Bob Engel (SEA)

ACQUIRED
 Signed as a free agent, Dec. 20, 2022.

RAMÍREZ CAREER RECORD / UPDATED STATS

YEAR	CLUB	W	L	ERA	G	GS	CG	SHO	SV	IP	H	R	ER	HR	HB	BB	SO	SO/9	WP	BK	BAA
2008	VSL Mariners	4	1	2.86	13	11	1	0	0	63.0	67	23	20	2	2	9	46	6.6	5	2	.276
2009	VSL Mariners	11	1	0.51	14	13	0	0	0	88.0	54	10	5	1	7	5	80	8.2	4	0	.174
2010	Clinton	10	4	2.97	26	23	1	0	1	151.2	142	63	50	13	13	21	117	6.9	2	0	.248
2011	Jackson	7	6	4.73	19	19	0	0	0	110.1	127	74	58	10	8	19	81	6.6	5	0	.285
	Tacoma	3	2	5.10	7	7	0	0	0	42.2	51	27	24	4	2	13	35	6.6	0	0	.304
2012	Seattle	1	3	3.36	16	8	0	0	0	59.0	47	26	22	6	3	12	48	7.4	0	0	.217
	Tacoma	6	3	3.72	15	15	0	0	0	77.2	81	45	32	5	4	18	58	6.8	8	0	.261
2013	Jackson	0	0	1.80	1	1	0	0	0	5.0	3	2	1	0	0	2	3	5.4	0	0	.158
	Seattle	5	3	4.98	14	13	0	0	0	72.2	79	44	40	12	3	26	57	7.1	0	0	.273
	Everett	0	0	1.69	1	1	0	0	0	5.2	6	2	1	0	0	1	10	16.9	1	0	.286
	Tacoma	3	3	3.09	7	7	0	0	0	43.2	43	17	15	4	1	14	42	8.7	0	0	.256
2014	Seattle	1	6	5.26	17	14	0	0	0	75.2	82	44	44	13	6	34	60	7.2	3	0	.277
	High Desert	0	1	7.50	1	1	0	0	0	6.0	8	6	5	2	0	2	7	10.5	0	0	.308
	Tacoma	6	5	3.65	15	14	0	0	0	86.2	92	43	35	8	4	13	67	7.0	9	0	.270
2015	Tampa Bay	11	6	3.75	34	27	0	0	0	163.1	145	73	68	16	9	40	126	6.9	3	0	.236
2016	Tampa Bay	7	11	3.77	64	1	0	0	2	90.2	90	39	38	14	4	26	63	6.3	7	0	.265
2017	Seattle	1	3	3.92	11	11	0	0	0	62.0	57	31	27	12	1	15	54	7.8	0	0	.243
	Tampa Bay	4	3	4.80	26	8	0	0	1	69.2	66	39	37	10	1	16	55	7.1	1	0	.252
2018	Seattle	2	4	6.50	10	10	0	0	0	45.2	52	35	33	14	3	12	33	6.5	0	0	.284
	Modesto*	0	0	3.00	1	1	0	0	0	3.0	4	1	1	0	0	1	3	9.0	0	0	.400
	Tacoma*	0	2	2.41	5	5	0	0	0	18.2	14	7	5	1	1	3	17	8.2	0	1	.206
	Arkansas*	0	0	2.25	1	1	0	0	0	4.0	4	2	1	0	0	0	6	13.5	0	0	.267
2019	Boston	0	0	12.00	1	0	0	0	0	3.0	4	4	4	2	1	1	1	3.0	0	0	.333
	Pawtucket	6	8	4.74	27	24	1	0	0	125.1	125	75	66	18	5	43	95	6.8	6	1	.259
2020	New York (NL)	0	0	0.63	6	0	0	0	1	14.2	8	1	1	0	4	9	5.7	0	0	0	.163
2021	Detroit	1	1	5.74	17	0	0	0	0	26.2	24	17	17	4	1	5	20	6.8	0	0	.238
	Toledo	1	0	3.38	5	0	0	0	0	8.0	4	3	3	0	0	3	10	11.3	4	0	.138
2022	Rochester	0	0	0.00	5	0	0	0	0	7.0	4	0	0	0	0	1	12	15.4	0	0	.160
	Washington	4	2	2.92	60	2	0	0	0	86.1	79	31	28	11	6	14	61	6.4	1	0	.245
MLB TOTALS		37	42	4.21	276	94	0	0	4	768.0	733	384	359	115	38	205	587	6.9	15	0	.251
MINORS TOTALS		57	36	3.43	163	143	3	0	1	845.0	829	400	322	68	47	168	689	7.3	44	4	.255

CAREER

A veteran of 11 Major League seasons, Ramírez returns to the Nationals on a one-year contract after being named 2022 Pitcher of the Year by the D.C. media...Was a non-roster invitee to 2022 Spring Training.

2022

Was one of two MLB relievers to post an ERA below 3.00 while pitching at least 80.0 innings out of the bullpen...Led Washington's bullpen with a 2.46 ERA as a reliever...His 80.1 innings pitched led all National League relievers (2nd in MLB) while his 27.3% inherited runners scored ranked fifth in the National League...Posted team-best scoreless innings streaks of 18.0 innings (Aug. 12 - Sept. 11) and 16.0 (July 17 - Aug. 9)...His 18.0 scoreless innings streak was the eighth-longest streak by a National League reliever...Made two starts vs. Atlanta (6/13; 7/17)...Threw 3.1 scoreless innings of relief twice: 4/22 vs. San Francisco and July 27 at Los Angeles (NL)...**2022 Pitch Mix:** Cutter (45.8%) Sinker (39.4%) Curve (6.7%) 4-Seam (4.7%) Change (3.4%).

2021

Began the season as a non-roster invite to Detroit's Spring Training...Posted a 1-1 record and 5.74 ERA (17 ER/26.2 IP) in 17 games as a reliever...Threw three innings of relief on July 10 and July 27, both against Minnesota...Was released on Aug. 28...**2021 Pitch Mix:** Cutter (45.4%) Sinker (39.3%) Changeup (8.2%) 4-Seam Fastball (6.1%) Curveball (1%).

2020

Finished the season with a 0.63 ERA, the eighth-lowest ERA in the Majors (min. 12.0 innings).

AWARDS AND HONORS

- 2022..... Nationals Pitcher of the Year (D.C. Media)
- 2012..... Seattle's No. 13 prospect, per *Baseball America*
- 2011..... Pacific Coast League Player of the Week (June 4)
- 2011..... Seattle's No. 28 prospect, per *Baseball America*
- 2011..... Southern League All-Star (mid-season)
- 2010..... Midwest League All-Star (mid-season)
- 2010..... Midwest League All-Star (post-season)
- 2009..... Seattle's Minor League Pitcher of the Year
- 2009..... Venezuelan Summer League Most Valuable Player

**2019**

Made one appearance in relief for Boston after joining the team with an invite to Major League Spring Training...Spent the majority of the season with Triple-A Pawtucket...Pitched 3.0 innings of relief for Boston on April 16 against New York (AL) in his lone Major League appearance of the season.

2018

Went 2-4 with a 6.50 ERA (33 ER/45.2 IP) in 10 starts with the Mariners...Missed more than three months of the season on the Injured List...Made one rehab start on April 7 with High-A Modesto...His rehab assignment was transferred to Triple-A Tacoma on April 10...Made two starts with the Rainiers...Activated for a pair of Major League starts on April 22 at Texas and April 27 at Cleveland before returning to the 10-day Injured List.

2017

Was 5-6 with one save and a 4.39 ERA (64 ER/131.1 IP) with 109 strikeouts in 37 games, including 19 starts, with Tampa Bay and Seattle...Acquired from Tampa Bay in exchange for right-handed pitcher Steve Cishek on July 28 and added to active roster on July 30.

2016

Made a team-leading 64 appearances in his first full season as a reliever...His 85.0 innings as a reliever led the American League, ranked second in the Majors behind Padres Brad Hand (89.1 IP) and were most by a Rays pitcher since J.P. Howell (89.1 IP) in 2008.

2015

In his first season with the Rays (and first full season in the Majors), set career highs with 27 starts, 163.1 IP and 11 wins...His 11 victories finished one shy of Chris Archer for the Rays team lead...On Sept. 14 vs. New York (AL), lost a no-hit bid when Carlos Beltran led off the 8th inning with a single.

2014

Went 1-6 with a 5.26 ERA (44 ER/75.1 IP) in 17 games and 14 starts... Ended the season on a six-game losing streak...After winning season debut, went 0-6 with a 5.53 ERA over final 16 appearances.

2013

Went 5-3 with a 4.98 ERA (40 ER/72.1 IP) in 14 games over two stints with the Mariners...Made his first start of the season at the Major League level July 11 vs. the Red Sox, recording a no-decision...Had a career-high four game win streak July 23-Aug. 13.

2012

Made his Major League debut April 9 at Texas at 21 years, 343 days of age...Was the youngest player on any Major League Opening Day roster...Struck out career-high 10 batters June 25 vs. Oakland...Made first Major League start June 14 vs. San Diego.

2011

Split season between Double-A Jackson and Triple-A Tacoma, going 10-8 with a 4.83 ERA (82 ER/152.2 IP)...Led all Mariners farmhands with 10 wins.

2010

Named Clinton's Pitcher of the Year by the Mariners...Ranked fourth among all Mariners farmhands with a 2.97 ERA.

2009

Spent season in the Venezuelan Summer League, leading the league in ERA, wins, strikeouts and innings pitched...Named Seattle Mariners Minor League Pitcher of the Year and the VSL Most Valuable Pitcher..

2008

Made professional debut in the Venezuelan Summer League, going 4-1 with a 2.86 ERA (20 ER/63.0 IP) in 13 games (11 starts).

PERSONAL

Erasmus José Ramírez Olivera...Is married to wife, RehaAnne...Pitched for MLB in the 2018 Japan All-Star Series...Is one of only 15 Nicaraguan-born players to pitch in MLB history (one of 11 pitchers)...Named Nicaragua Athlete of the Year in 2011 and 2013 by the Instituto Nicaraguense de Deportes.

TRANSACTIONS

2007 ...Signed with Seattle as a non-drafted free agent, Sept. 1.

2015.....Acquired by Tampa Bay exchange for left-handed pitcher Mike Montgomery, March 31.

2017.....Acquired by Seattle in exchange for right-handed pitcher Steve Cishek, July 28.

2018 ...Signed with Boston as a Minor League free agent, Dec. 18.

2020 ...Signed with New York (NL) as a Minor League free agent, Jan. 23.

2021Signed with Detroit as a Minor League free agent, Jan. 19.

2022 ...Signed with Washington as a Minor League free agent, March 13.

2022.....Signed with Washington as a Major League free agent, Dec. 20.



#16 VICTOR ROBLES

Instagram: [@vrobles16](#)

Twitter: [@Victor__Robles](#)

OF

BORN / 2023 OPENING DAY AGE **BATS / THROWS**
 5/19/97 Santo Domingo, DOM / 25 Right / Right

MLB SERVICE / OPTIONS USED **HEIGHT / WEIGHT**
 4.033 / 2 of 3 6'0" / 194

SIGNING SCOUT
 Carlos Ulloa (WSH)

ACQUIRED
 Signed as a non-drafted free agent, July 2, 2013.

ROBLES CAREER RECORD / UPDATED STATS

YEAR	CLUB	AVG	G	AB	R	H	TB	2B	3B	HR	RBI	SH	SF	HP	BB	SO	SB	CS	OBP	SLG	OPS	E
2013	DID NOT PLAY / Signed Late																					
2014	DSL Nationals	.313	47	182	46	57	88	14	4	3	25	2	0	13	16	26	22	9	.408	.484	.892	5
2015	GCL Nationals	.370	23	73	19	27	41	6	1	2	11	3	1	7	10	12	12	1	.484	.562	1.046	3
	Auburn	.343	38	140	29	48	67	5	4	2	16	2	3	14	8	21	12	4	.424	.479	.903	0
2016	Hagerstown	.305	64	233	48	71	107	9	6	5	30	11	1	22	18	38	19	8	.405	.459	.864	3
	GCL Nationals	.150	5	20	3	3	6	0	0	1	1	0	0	1	0	7	0	1	.190	.300	.490	0
	Potomac	.262	41	168	24	44	65	8	2	3	11	3	2	11	14	32	18	5	.354	.387	.741	1
2017	Potomac	.289	77	291	49	84	144	25	7	7	33	4	1	17	25	62	16	7	.377	.495	.872	1
	Harrisburg	.324	37	139	24	45	68	12	1	3	14	3	0	4	12	22	11	3	.394	.489	.883	3
	Washington	.250	13	24	2	6	11	1	2	0	4	1	0	2	0	6	0	1	.408	.548	.766	0
2018	Syracuse	.278	40	158	25	44	61	9	1	2	10	1	2	2	18	26	14	6	.356	.386	.742	0
	GCL Nationals	.333	8	18	7	6	7	1	0	0	1	0	0	2	7	4	4	1	.556	.389	.945	0
	Auburn	.188	4	16	0	3	3	0	0	0	3	0	0	0	1	2	1	0	.235	.188	.423	0
	Washington	.288	21	59	8	17	31	3	1	3	10	0	1	2	4	12	3	2	.348	.525	.873	0
2019	Washington	.255	155	546	86	139	229	33	3	17	65	6	5	25	35	140	28	9	.326	.419	.745	6
2020	Washington	.220	52	168	20	37	53	5	1	3	15	1	2	9	9	53	4	1	.293	.315	.608	0
2021	Washington	.203	107	315	37	64	93	21	1	2	19	4	1	16	33	85	8	6	.310	.295	.605	0
	Rochester	.301	23	83	14	25	47	8	1	4	8	1	0	2	7	26	6	1	.370	.566	.936	0
	Harrisburg*	.500	1	2	1	1	2	1	0	0	0	0	0	0	2	0	1	0	.750	1.000	1.750	0
2022	Washington	.224	132	366	42	82	114	10	2	6	33	11	4	9	17	104	15	4	.273	.311	.584	6
MLB TOTALS		.233	480	1478	195	345	531	73	10	31	146	23	13	63	98	400	58	23	.306	.359	.665	12
MINORS TOTALS		.301	408	1523	289	458	706	98	27	32	163	30	10	95	138	278	136	46	.391	.464	.855	16

2017 POSTSEASON

RD.	CLUB	OPP.	AVG	G	AB	R	H	TB	2B	3B	HR	RBI	SH	SF	HP	BB	SO	SB	CS	OBP	SLG	OPS	E
NLDS	WSH	vs. CHI	.000	2	1	1	0	0	0	0	0	0	0	0	0	0	1	0	0	.000	.000	.000	0
TOTALS			.000	2	1	1	0	0	0	0	0	0	0	0	0	0	1	0	0	.000	.000	.000	0

2019 POSTSEASON

RD.	CLUB	OPP.	AVG	G	AB	R	H	TB	2B	3B	HR	RBI	SH	SF	HP	BB	SO	SB	CS	OBP	SLG	OPS	E
NLWC	WSH	vs. MIL	.333	1	3	0	1	1	0	0	0	0	0	0	0	2	0	0	0	.333	.333	.667	0
NLDS	WSH	vs. LAD	.200	2	5	1	1	2	1	0	0	0	1	0	1	0	0	0	0	.333	.400	.733	0
NLCS	WSH	vs. STL	.375	2	8	3	3	6	0	0	1	2	0	0	0	2	0	0	0	.375	.750	1.125	0
WS	WSH	vs. HOU	.160	7	25	4	4	6	0	1	0	1	0	0	2	10	1	0	.222	.240	.462	0	
TOTALS			.220	12	41	8	9	15	1	1	1	3	1	0	1	2	15	1	0	.273	.366	.639	0

CAREER

Washington's top prospect for three straight seasons (2017-19), Robles graduated from prospect to one of the top defensive center fielders in Major League Baseball... Is a two-time (2019, 2022) finalist for the Rawlings Gold Glove in the outfield...Led MLB center fielders with 12 outfield assists and, according to Statcast, led all of Major League Baseball at 21 Outs Above Average in 2019...Finished sixth in the 2019 National League Rookie of the Year voting...Since the start of the 2019 season, ranks fourth in Major League Baseball with 59 hit by pitch...His 63 career hit-by-pitches are second most in Nationals history (2005-pres.) behind Danny Espinosa (73).

2022

Was a finalist for the Rawlings Gold Glove award for the second time...Led National League center fielders (3rd among MLB CF) with 12 defensive runs saved, per FanGraphs... Led Major League Baseball with 10 bunt hits...Hit .294/.338/.413 against left-handed pitching...Recorded a career-high six RBI on May 28 vs. Colorado...Was one of 20 players with at least 15 stolen bases and no more than four caught stealings...Was not caught stealing until July 24 at Arizona.

AWARDS AND HONORS

- 2022..... Rawlings Gold Glove Finalist (NL Outfield)
- 2019..... Rawlings Gold Glove Finalist (NL Outfield)
- 2019..... World Series Champion (WSH)
- 2019..... Washington's No. 1 prospect, per *Baseball America*
- 2018..... Washington's No. 1 prospect, per *Baseball America*
- 2017..... MiLB.com Organization All-Star
- 2017..... Arizona Fall League Rising Stars Game MVP
- 2017..... *Baseball America* Single-A All-Star
- 2017..... Carolina League All-Star (post-season)
- 2017..... SiriusXM All-Star Futures Game at MIA
- 2017..... Carolina League All-Star (mid-season)
- 2017..... Washington's No. 1 prospect, per *Baseball America*
- 2016..... South Atlantic League All-Star (mid-season)
- 2016..... MiLB.com Organization All-Star
- 2015..... MiLB.com Organization All-Star
- 2015..... *Baseball America* short-season Single-A All-Star
- 2016..... Washington's No. 3 prospect, per *Baseball America*
- 2015..... New York-Penn League Player of the Week (June 27)

2021

Finished the season tied for third on the Nationals with 21 doubles...Ranked fifth in the National League (10th in MLB) with 16 hit by pitch...Enjoyed strong stretches from June 6-23 (.283/.389/.413) and Aug. 7-18 (.310/.326/.429)...Hit his first career leadoff home run on Aug. 4 vs. Philadelphia...Was sent to Triple-A Rochester on Aug. 31 for the remainder of the 2021 season.

2020

Opened the season strong, hitting .304 (7-for-23) with a double, homer, four RBI, two walks and a run scored in his first seven games...Ranked fourth in the National League with nine hit by pitch...Went 3-for-4 including his first home run of the season on July 25 vs. New York (AL)...Hit .326 (15-for-46) with two doubles, a triple, five RBI, four walks against left-handed pitchers...Earned Major League Baseball Play of the Week honors for tracking down a deep fly ball by Alec Bohm and doubling off Jean Segura, Aug. 25 vs. Philadelphia.

2019

In his first full Major League season, Robles finished sixth in National League Rookie of the Year voting...Was one of just three players in Major League Baseball (only rookie) to record at least 33 doubles, 17 home runs and 28 stolen bases, joining teammate Trea Turner and Jonathan Villar...He ranked among National League rookies in stolen bases (1st, 28), doubles (2nd, 33), runs (T2nd, 86), extra-base hits (4th, 53), RBI (4th, 65), walks (4th, 35) and homers (8th, 17)...Was fifth in National League with 28 stolen bases and second in Major League Baseball with 25 hit by pitch, the most in a season in Washington history (2005-pres.), while tying for second in MLB with nine bunt hits...Hit a game-tying, two-out, two-strike solo home run on April 9 at Philadelphia (Ramos)...Clubbed go-ahead solo homer, May 4 at Philadelphia (Morgan)...Hit his first career Postseason home run in Game 3 of the NLCS, a solo shot off John Brebbia.

2018

Began the season with Triple-A Syracuse...Suffered a hyperextended left elbow on April 10 and did not return to action until July 7...Was recalled by the Nationals on Sept. 4...Clubbed his first Major League home run on Sept. 17 at Miami (Richards)...Went 16-for-51 (.314) with three doubles, one triple, three home runs, 10 RBI, two walks, three stolen bases and seven runs scored in 12 Major League starts...Recorded a career-high four hits on Sept. 26 vs. Miami, going 4-for-5 with a double, home run and a career-high five RBI...Played for Aguilas Cibaefias of the Dominican Winter League following the season.

2017

Hit .300 with 37 doubles, eight triples, 10 homers, 47 RBI, 27 stolen bases and 73 runs scored in 114 games...Ranked among Washington Minor Leaguers in average (4th, .300) and stolen bases (2nd, 27)...Was tied for 11th in MiLB with 37 doubles...Had his contract selected on Sept. 7...Made his MLB debut that night vs. PHI...Tallied first MLB hit on Sept. 10 vs. PHI...Went 5-for-18 (.278) with one double, two triples, four RBI in five Major League starts.

2016

Hit .280 with 17 doubles, eight triples, nine home runs, 42 RBI, 32 walks, 37 stolen bases and 75 runs scored in 100 games.

2015

Led Washington's Minor League system in hitting (.352) while ranking fifth in stolen bases (24)...Posted a .445 OBP and a .507 SLG.

2014

Ranked 10th in the Dominican Summer League with a .484 slugging percentage.

PERSONAL

Victor Enrique Robles...Is married to wife, Kirsy...They have one son, Victor Jr.

TRANSACTIONS

2007....Signed with Washington as a non-drafted free agent, July 2.



#78 TOMMY ROMERO

tommyro_

@tommyr55

RHP

BORN / 2023 OPENING DAY AGE **BATS / THROWS**
7/8/97 New Brunswick, N.J. / 25 Right / Right

MLB SERVICE / OPTIONS USED **HEIGHT / WEIGHT**
0.011 / 1 of 3 6'2" / 222

ROUND / SCHOOL **SIGNING SCOUT**
15th Rd., 2017 Dan Rovetto (SEA)
Eastern Florida State College

ACQUIRED
Signed as a Minor League free agent, Dec. 19.



ROMERO CAREER RECORD / UPDATED STATS

YEAR	CLUB	W	L	ERA	G	GS	CG	SHO	SV	IP	H	R	ER	HR	HB	BB	SO	SO/9	WP	BK	AVG
2017	AZL Mariners	5	1	2.08	13	2	0	0	0	43.1	27	12	10	0	2	15	51	10.6	1	0	.188
2018	Clinton	3	3	2.45	9	9	0	0	0	44.0	41	12	12	1	2	15	54	11.1	1	0	.252
	Bowling Green	8	1	3.21	16	16	1	1	0	84.0	70	30	30	10	2	36	77	8.3	1	1	.230
2019	Charlotte	12	4	1.89	23	18	1	1	0	119.1	86	28	25	4	3	36	103	7.8	5	0	.205
	Montgomery	1	0	7.50	1	1	0	0	0	6.0	7	5	5	1	0	2	1	1.5	0	0	.304
2020										DID NOT PLAY											
2021	Montgomery	1	0	1.88	11	9	0	0	0	48.0	36	13	10	3	1	10	75	14.1	2	0	.202
	Durham	7	2	3.18	12	12	0	0	0	62.1	39	22	22	7	2	21	70	10.1	3	0	.178
2022	Durham	6	5	3.51	23	13	0	0	1	66.2	57	29	26	12	1	25	58	7.8	0	1	.230
	Tampa Bay	1	0	7.71	3	1	0	0	0	4.2	3	4	4	2	0	5	5	9.6	0	0	.188
	Rochester	3	1	2.33	6	2	0	0	0	19.1	13	5	5	4	0	9	14	6.5	0	0	.188
	Washington	0	1	14.73	1	1	0	0	0	3.2	8	8	6	5	0	4	2	4.9	0	0	.421
MLB TOTALS		1	1	10.80	4	2	0	0	0	8.1	11	12	10	7	0	9	7	7.6	0	0	.314
MINORS TOTALS		46	17	2.65	114	82	2	2	1	493.0	376	156	145	42	13	169	503	9.2	13	2	.213

CAREER

Rightlander was claimed off waivers by Washington in Aug. 2022 and returns in 2023 on a Minor League contract with an invite to Major League Spring Training...According to *Baseball America*, had the "Best Control" in Tampa's organization in 2022...The Nationals are his third system after being drafted by Seattle and traded to Tampa.

2022

Combined to go 9-6 with a 3.24 ERA in 29 Minor League games (15 starts) between Tampa and Washington's systems...Made his Major League debut with Tampa Bay on April 12 vs. Oakland...Struck out Sean Murphy for his first Major League strikeout...Made one start for Washington Oct. 10 vs. Philadelphia...**2022 Pitch Mix:** 4-Seam Fastball (56%) Slider (22.5%) Split Finger (21.5%).

2021

Ranked among Rays Minor Leaguers in strikeouts (2nd, 145), innings (2nd, 110.1) and wins (3rd, 8).

2020

Went 1-0 with a 3.18 ERA in three starts for the Criollos de Caguas in the Puerto Rican Winter League...Made one start in the Caribbean Series.

2019

Led the organization with a career-high 13 wins.

2018

Spent the season in the Midwest League, beginning Clinton in the Mariners system and finishing with Bowling Green in the Rays system...Tied for the league lead with 11 wins and a .238 opponents' average...Also ranked second in ERA (2.95) and fourth in strikeouts (131).

2017

Tied for second in the Arizona League with five wins and tied for ninth with 51 strikeouts.

PERSONAL

Thomas Romero...Graduated from Coral Springs Charter School in Coral Springs, Florida...Attended Polk State (Fla.) Junior College before transferring to Eastern Florida State College...Led NJCAA Division I with 136 strikeouts and ranked fifth with a 1.13 ERA in 2017...Earned first-team NJCAA Division I All-American honors and won the FCSAA Pitcher of the Year Award.

TRANSACTIONS

2007 ...Selected by Seattle in the 15th round of the 2017 First-Year Player Draft.

2018Acquired by Tampa Bay with right-handed pitcher Andrew Moore from in exchange for right-handed pitcher Alex Colomé, outfielder Denard Span and cash considerations, May 25.

2022....Claimed by Washington off waivers, Aug. 25.

2022....Signed with Washington as a Minor League free agent, Dec. 19.

AWARDS AND HONORS

- 2022 Tampa Bay's No. 22 prospect, per *Baseball America*
- 2021 International League Pitcher of the Week (Sept. 12)
- 2019 Florida State League Pitcher of the Year
- 2019 Florida State League All-Star (post-season)
- 2018 Midwest League All-Star (post-season)
- 2018 Midwest League All-Star (mid-season)
- 2018 Tampa Bay's No. 26 prospect, per *Baseball America*

2019 POSTSEASON

NATIONALS IN PARK

THE COMMUNITY

FRONT OFFICE & OWNERSHIP

EXECUTIVES

MANAGER & COACHING STAFF

PLAYERS

2022 IN REVIEW

HISTORY & RECORDS

SCOUTING, RESEARCH & PLAYER DEV.

MEDIA



#20 KEIBERT RUIZ

keibert_ruiz

@KeibertRuiz

C

BORN / 2023 OPENING DAY AGE 7/20/98 Valencia, VEN / 24
BATS / THROWS Switch / Right

MLB SERVICE / OPTIONS USED 1.064 / 3 of 3
HEIGHT / WEIGHT 6'0" / 227

SIGNING SCOUT
 Francisco Cartaya and Pedro Avila (LAD)

ACQUIRED
 Via trade from the Los Angeles Dodgers, July 30, 2021.

RUIZ CAREER RECORD / UPDATED STATS		RESEARCH TOOL										BASEBALL REFERENCE		SAVANT		FANGRAPHS						
YEAR	CLUB	AVG	G	AB	R	H	TB	2B	3B	HR	RBI	SH	SF	HP	BB	SO	SB	CS	OBP	SLG	OPS	E
2015	DSL Dodgers	.300	44	150	14	45	58	8	1	1	19	0	0	1	8	15	4	2	.340	.387	.726	8
2016	AZL Dodgers	.485	8	33	5	16	22	4	1	0	15	0	2	1	3	4	0	0	.513	.667	1.179	0
	Ogden	.354	48	189	28	67	95	18	2	2	33	0	3	2	12	23	0	0	.393	.503	.896	1
2017	Great Lakes	.317	63	227	34	72	96	16	1	2	24	1	2	3	18	30	0	0	.372	.423	.795	4
	Rancho Cucum.	.315	38	149	24	47	74	7	1	6	27	0	3	1	7	23	0	0	.344	.497	.840	3
2018	Tulsa	.268	101	377	44	101	151	14	0	12	47	0	3	9	26	33	0	1	.328	.401	.728	4
2019	Oklahoma City	.316	9	38	6	12	18	0	0	2	9	0	0	0	2	1	0	0	.350	.474	.824	1
	Tulsa	.254	76	276	33	70	91	9	0	4	25	0	2	4	28	21	0	0	.329	.330	.659	3
2020	Los Angeles (NL)	.250	2	8	1	2	5	0	0	1	1	0	0	0	3	0	0	0	.250	.625	.875	0
2021	Los Angeles (NL)	.143	6	7	1	4	0	0	0	1	1	0	0	0	0	5	0	0	.143	.171	.714	0
	Oklahoma City	.311	52	206	39	64	130	18	0	16	45	0	1	1	23	27	0	0	.381	.631	1.012	5
	Rochester	.308	20	78	11	24	45	6	0	5	14	0	0	0	7	6	0	0	.365	.577	.942	0
	Washington	.284	23	81	9	23	32	3	0	2	14	0	0	2	6	4	0	0	.348	.395	.743	1
2022	Washington	.251	112	394	33	99	142	22	0	7	36	1	2	6	30	50	6	1	.313	.360	.673	7
MLB TOTALS		.255	143	490	44	125	183	25	0	11	52	1	2	8	36	62	6	1	.315	.373	.688	8
MINORS TOTALS		.301	459	1723	238	518	780	100	6	50	258	1	16	22	134	183	4	3	.356	.453	.808	29

CAREER

A switch-hitting catcher, Ruiz is one of the top up-and-coming backstops in Major League Baseball...Signed a eight-year contract in 2023 that will keep him in D.C. until 2030... The deal includes club options for 2031 and 2032...He was Washington's top prospect and the No. 11 prospect in all of baseball according to *Baseball America* entering the 2022 season...Over the last two Major League seasons, ranks eighth in MLB (min. 500 PA) with an 11.2% strikeout rate...Posted a strikeout rate at 12.0% (MLB average: 23.6%) or below in five of his six Minor League seasons, including a 10.4% mark in 2021...Ruiz homered in his first career at bat, a solo home run off Julio Teheran on Aug. 16 at Los Angeles (AL)...During his time in the Dodgers system, Ruiz was the youngest, or tied for the youngest, player in the league at each level of the system.

2022

Despite having his season end on Sept. 8, Ruiz ranked among National League catchers in pickoffs (T1st, 4), catcher caught stealing (2nd, 18), games (2nd, 112), doubles (5th, 22), hits (5th, 99) and extra-base hits (T6th, 29)...His 18 catcher caught stealings ranked second in MLB behind Philadelphia catcher J.T. Realmuto (27)...Ruiz picked off four runners at first base, tied for the most in Major League Baseball with Colorado's Elias Diaz and New York's (AL) Jose Trevino...The four pickoffs were tied for the most in a single season in Nationals history (2005-pres.) with Brian Schneider in 2005...Ruiz hit .281/.340/.381 from Opening Day through the end of May...He hit a go-ahead 10th inn. double in Washington's 5-4 win, May 18 at Miami...Reached safely five times in that game (3-for-3, 2 2B, RBI, 2 BB, R)...Recorded his first career multi-homer game, Aug. 9 at Chicago (NL)...Ruiz hit safely in 14 of his final 19 games, hitting .300 (18-for-60) with four doubles, one homer, six RBI, six walks, one stolen base and seven runs scored during this stretch...He struck out just one time in his last 43 plate appearances to end the season.

2021

Hit .284 with three doubles, two homers, 14 RBI, six walks and nine runs scored in 23 games for the Nationals after being recalled on Aug. 30...He struck out just four times and did not strike out in 37 consecutive plate appearances from Sept. 20 through the end of the season, the third-longest streak by a rookie in Major League Baseball in 2021, per the *Elias Sports Bureau*...*Elias* also notes that is the longest streak by a rookie in Nationals history (2005-pres.)...He struck out just once in his last 75 plate appearances (1.3%)...He clubbed a home run in his first game of the season, May 4 at Chicago (NL), a pinch-hit solo home run off Kyle Hendricks...He also homered in back-to-back games with the Nationals, Sept. 24 and 25 at Cincinnati...That was part of a stretch in which he went 16-for-34 (.471) with two doubles, two homers and nine RBI in eight games...At the time of his recall to Washington, Ruiz ranked fourth in all of Minor League Baseball with a .616 slugging percentage and ninth with a .993 OPS...In his final 13 games with Rochester, Ruiz went 21-for-52 (.404) with six doubles, four homers, 13 RBI, five walks and 10 runs scored...All told, he hit .310 with 24 doubles, 21 homers, 59 RBI, 30 walks and 50 runs scored in 72 games between Triple-A Oklahoma City and Triple-A Rochester.

AWARDS AND HONORS

- 2022..... Washington's No. 1 prospect, per *Baseball America*
- 2021..... MiLB.com Organization All-Star
- 2021..... Triple-A West Player of the Week (July 25)
- 2021..... Los Angeles' No. 1 prospect, per *Baseball America*
- 2020..... Los Angeles' No. 4 prospect, per *Baseball America*
- 2018..... Texas League All-Star (mid-season)
- 2019..... Los Angeles' No. 1 prospect, per *Baseball America*
- 2018..... Arizona Fall League All-Prospect Team
- 2018..... Arizona Fall League Rising Stars Game
- 2018..... SiriusXM All-Star Futures Game (WSH)
- 2018..... Texas League All-Star (mid-season)
- 2018..... Los Angeles' No. 3 prospect, per *Baseball America*
- 2017..... MiLB.com Organization All-Star
- 2017..... *Baseball America* All-Star
- 2017..... Midwest League All-Star (mid-season)
- 2017..... Los Angeles' No. 20 prospect, per *Baseball America*
- 2016..... MiLB.com Organization All-Star

2020

Spent the majority of the season at the Alternate Training Site before making his Major League debut on Aug. 16 at Los Angeles (AL)...He went 2-for-8 (.250) with one homer, one RBI and one run scored in two Major League games...Ruiz hit a home run in his first career at bat, a solo home run off Julio Teheran...He became the first Dodger since Garey Ingram in 1994 to hit a home run in his first Major League at bat.

2019

Split the season between Double-A Tulsa and Triple-A Oklahoma City, where he hit a combined .261/.331/.347 with nine doubles, six homers, 34 RBI and 30 walks against 20 strikeouts in 85 games between the two clubs..

2018

Was selected to play in the SiriusXM All-Star Futures Game in Washington, D.C...Hit .268 with 14 doubles, 12 homers, 47 RBI, 26 walks and 44 runs scored in 101 games with Double-A Tulsa...His 12 home runs were a career-high until he hit 21 in 2021.

2017

Combined to hit .316 with 23 doubles, two triples, eight home runs, 51 RBI, 25 walks and 58 runs scored in 101 games between Single-A Great Lakes and Single-A Rancho Cucamonga.

2016

Began his first domestic season with the Arizona League Dodgers before being promoted to Rookie-level Ogden after eight games...Hit .354 with 22 doubles, three triples, two homers, 48 RBI, 15 walks and 33 runs scored in 56 games between the two stops.

2015

Hit .300 with eight doubles, one triple, one homer, 19 RBI, eight walks and 14 runs scored in 44 games for the Dominican Summer League Dodgers.

PERSONAL

Keibert Jose Ruiz...Is married to wife, Ryena...They have one son, Keibert Jr.

TRANSACTIONS

2014Signed with Los Angeles (NL) as a non-drafted free agent, July 20.

2021.....Acquired by Washington along with right-handed pitcher Josiah Gray, outfielder Donovan Casey and right-handed pitcher Gerardo Carrillo in exchange for right-handed pitcher Max Scherzer and shortstop Trea Turner, July 30, 2021.



#79 JACKSON RUTLEDGE



@j_rutledge34

@J_Cheeddar34

RHP

BORN / 2023 OPENING DAY AGE **BATS / THROWS**
 4/1/99 Fenton, Mo. / 24 Right / Right

MLB SERVICE / OPTIONS USED **HEIGHT / WEIGHT**
 0.000 / 0 of 3 6'8" / 251

ROUND / SCHOOL **SIGNING SCOUT**
 1st Rd., 2019 Brandon Larson (WSH)
 San Jacinto (TX) College

ACQUIRED
 Selected in the first round (No. 17) of the 2019 First-Year Player Draft.

RUTLEDGE CAREER RECORD / UPDATED STATS

Research Tool

BASEBALL REFERENCE

savant

FAN GRAPHS

YEAR	CLUB	W	L	ERA	G	GS	CG	SHO	SV	IP	H	R	ER	HR	HB	BB	SO	SO/9	WP	BK	BAA	
2019	GCL Nationals	0	0	27.00	1	1	0	0	0	1.0	4	3	3	0	1	1	2	18.0	2	0	.571	
	Auburn	0	0	3.00	3	3	0	0	0	9.0	4	4	3	2	1	3	6	6.0	0	0	.133	
	Hagerstown	2	0	2.30	6	6	0	0	0	27.1	14	9	7	0	1	11	31	10.2	5	0	.151	
2020	Fredericksburg	Alternate Training Site																				
	Wilmington	0	3	12.66	4	4	0	0	0	10.2	17	16	15	0	1	9	10	8.4	3	0	.370	
	FCL Nationals	0	1	7.36	2	2	0	0	0	3.2	3	3	3	1	0	2	5	12.3	0	0	.214	
2021	Fredericksburg	1	2	5.32	7	7	0	0	0	22.0	20	16	13	1	2	9	26	10.6	4	0	.235	
	Fredericksburg	8	6	4.90	20	20	0	0	0	97.1	106	58	53	7	8	29	99	9.2	13	1	.276	
MINORS TOTALS		11	12	5.11	43	43	0	0	0	171.0	168	109	97	11	14	64	179	9.4	27	1	.255	

CAREER

Tall right-hander was added to Washington's 40-man roster following the 2022 season...Is the No. 9 prospect in Washington's system, according to *Baseball America*... Has been cited as having the "Best Fastball" (2021, 2020) and "Best Slider" (2021) in Washington's system, per *Baseball America*...In 2019, his 0.87 ERA led all of NJCAA Division I, while his 134 strikeouts were good for second...He was named a semi-finalist for the Golden Spikes Award (top amateur baseball player)...Was the only semi-finalist from a Junior College and was just the fourth Junior College player to be named a semi-finalist in the award's history.

2022

Career-high eight wins were tied for first among Nationals Minor Leaguers...Finished the season strong, going 5-1 with a 2.72 ERA (13 ER/43.0 IP), 47 strikeouts and a .223 opponents' batting average in his final seven starts.

2021

Opened the season with High-A Wilmington...Endured three stints on the Injured List...Finished the season strong, going 1-1 with a 3.32 ERA and a .203 opponents' average in his final six starts...Struck out 22 batters and walked seven in 19.0 innings pitched during this stretch.

2020

Was a member of the 60-Player Pool...Spent the entire season at the Alternate Training Site (Fredericksburg)...Participated in Instructional League following the season.

2019

Reported to the GCL Nationals following the 2019 First-Year Player Draft...Was promoted to short-season Single-A Auburn on July 5 and then to Single-A Hagerstown on July 23...Went 2-0 with a 3.13 ERA in 10 starts along the way...Posted a 2.30 ERA (7 ER/27.1 IP) in six starts with Hagerstown.

PERSONAL

Jackson Christian Rutledge...Attended Rockwood Summit High School in Fenton, Mo...Started his collegiate career at the University of Arkansas... Transferred to San Jacinto (Texas) Junior College...Went 9-2 with a 0.87 ERA (8 ER/82.2 IP) and 134 strikeouts in 13 starts in his only season (2019) at San Jacinto...His 0.87 ERA led all of NJCAA Division 1, while his 134 strikeouts were good for second and his 14.59 strikeouts per 9.0 innings pitched ranked sixth...Entered the 2019 First-Year Player Draft rated by *Baseball America* as the No. 14 draft prospect and by MLB Pipeline.com as the No. 12 draft prospect...Was considered the No. 3 pitching prospect in the Draft by MLB Pipeline.com, while *Baseball America* placed him as the No. 4 pitcher and the second-best right-handed pitching prospect...Went 3-0 with a 3.45 ERA (6 ER/15.2 IP) in 12 games (three starts) in his lone season at the University of Arkansas in 2018.

TRANSACTIONS

2019 Selected by Washington in first round (No. 17) of the First-Year Player Draft.

AWARDS AND HONORS

- 2023 Washington's No. 9 prospect, per *Baseball America*
- 2022 Washington's No. 9 prospect, per *Baseball America*
- 2021 Washington's No. 2 prospect, per *Baseball America*
- 2020 Washington's No. 3 prospect, per *Baseball America*

2019 POSTSEASON NATIONALS PARK THE COMMUNITY EXECUTIVES & OWNERSHIP FRONT OFFICE MANAGER & COACHING STAFF PLAYERS IN REVIEW HISTORY & RECORDS SCOUTING, RESEARCH & PLAYER DEV. MEDIA



#22 DOMINIC SMITH

dominicsmith22

@TheRealSmith2_

1B/OF



BORN / 2023 OPENING DAY AGE **BATS / THROWS**
6/15/95 Los Angeles, CA / 27 Left / Left

MLB SERVICE / OPTIONS USED **HEIGHT / WEIGHT**
4.081 / 2 of 3 6'0" / 224

ROUND / SCHOOL **SIGNING SCOUT**
1st Rd. (No. 11), 2013 Drew Toussaint (NYM)
Junipero Serra (CA) High School

ACQUIRED
Signed as a Major League free agent, Jan. 4, 2023.

SMITH CAREER RECORD / UPDATED STATS

YEAR	CLUB	AVG	G	AB	R	H	TR	7B	3B	HR	RBI	SH	SF	HP	BB	SO	SB	CS	OBP	SLG	OPS	F
2013	GCL Mets	.287	48	167	23	48	68	9	1	3	22	0	3	4	24	37	2	4	.384	.407	.791	6
	Kingston	.667	3	6	2	4	8	4	0	0	4	0	0	0	2	0	0	0	.750	1.333	2.083	0
2014	Savannah	.271	126	461	52	125	156	26	1	1	44	1	3	2	51	77	5	4	.344	.338	.682	7
2015	St. Lucie	.305	118	456	58	139	190	33	0	6	79	0	4	2	35	75	2	1	.354	.417	.771	10
2016	Binghamton	.302	130	484	64	146	221	29	2	14	91	0	5	3	50	74	2	1	.367	.457	.824	12
2017	Las Vegas	.330	114	457	77	151	237	34	2	16	76	0	1	3	39	87	1	1	.386	.519	.905	8
	New York (NL)	.198	49	167	17	33	66	6	0	9	26	0	1	1	14	49	0	0	.262	.395	.657	2
2018	Las Vegas	.258	84	337	52	87	128	21	1	6	41	0	2	2	34	76	3	0	.328	.380	.708	5
	New York (NL)	.224	56	143	14	32	60	11	1	5	11	0	0	2	4	47	0	0	.255	.420	.675	4
2019	New York (NL)	.282	89	177	35	50	93	10	0	11	25	0	0	1	19	44	1	2	.355	.525	.880	3
	Syracuse*	.222	2	9	1	2	3	1	0	0	1	0	0	0	0	3	0	0	.222	.333	.555	0
2020	New York (NL)	.316	50	177	27	56	109	21	1	10	42	0	3	5	14	45	0	0	.377	.616	.993	2
2021	New York (NL)	.244	145	446	43	109	162	20	0	11	58	0	6	9	32	112	2	1	.304	.363	.667	2
2022	New York (NL)	.194	58	134	11	26	38	10	1	0	17	0	2	4	12	37	0	0	.276	.284	.560	0
	Syracuse	.284	54	218	42	62	103	11	0	10	38	0	1	4	25	39	4	1	.367	.472	.839	3
	MLB TOTALS	.246	447	1244	147	306	528	78	3	46	179	0	12	22	95	334	3	3	.308	.424	.732	13
	MINORS TOTALS	.294	679	2595	371	764	1114	168	7	56	396	1	19	20	260	468	19	12	.361	.429	.790	64

CAREER

Left-handed first baseman signed a one-year contract with the Nationals in December 2022.

2022

Appeared in 58 Major League games in 2022, hitting .194 with 10 doubles, one triple, 17 RBI, 12 walks and 11 runs scored...Was placed on the Injured List on July 20 with a right ankle sprain...Was sent on rehab assignment to Syracuse, was eventually optioned on Aug. 11 and spent the rest of the season there...Hit .284/.367/.472 with 11 doubles, 10 homers, 38 RBI, 25 walks, four stolen bases and 42 runs scored in 54 games with Triple-A Syracuse.

2021

Set or matched career marks in nearly every offensive category, including home runs (11), runs (43), hits (109), RBI (58), walks (32) and stolen bases (2)...Hit all 11 home runs from the start of the season to July 21...Slashed .260/.331/.411 in 90 games during that stretch...Hit .312 with a .783 OPS vs. left-handed pitchers...The only qualified left-handed hitter with a better average against lefties was Anthony Rizzo (.325)...Recorded his first multi-home run game, July 1 at Atlanta.

2020

Ranked among National League hitters in doubles (2nd, 21), extra-base hits (T2nd, 32), OPS (4th, .993), weighted runs created plus (4th, 165), slugging percentage (4th, .616), RBI (T5th, 42) and batting average (8th, .316)...His 21 doubles were the most through the first 60 games in a season in Mets history...Recorded 30 extra-base hits faster than any player in Mets history...Hit homers in four straight games, Aug. 12-15...Recorded a career-high 11-game hitting streak from Sept. 4-17.

2019

Made his first Opening Day Roster...Excelled as a pinch hitter, going 8-for-28 (.286) with two doubles, two homers, six RBI, eight walks and a 1.031 OPS... Was one of eight Major League players with at least 20 pinch-hit at bats with an OPS over 1.000...Ranked third in the majors with a .459 OBP as a pinch hitter (min. 20 AB)...Ended the season with a three-run, 11th-inning, walk-off home run on Sept. 29 vs. Atlanta...It was his first plate appearance since July 26...Was the first walk-off home run in a Mets season finale...Was also the last of an MLB-record 6,776 home runs hit during the season.

AWARDS AND HONORS

- 2017..... New York's Minor League Player of the Year
- 2017..... MiLB.com Organization All-Star
- 2016..... Pacific Coast League Player of the Month (July)
- 2017..... New York's No. 2 prospect, per *Baseball America*
- 2016..... MiLB.com Organization All-Star
- 2016..... SiriusXM All-Star Futures Game (SDP)
- 2016..... New York's No. 3 prospect, per *Baseball America*
- 2015..... MiLB.com Organization All-Star
- 2015..... Arizona Fall League Rising Star
- 2015..... Florida State League Most Valuable Player
- 2015..... Florida State League All-Star (post-season)
- 2015..... Florida State League Player of the Month (June)
- 2015..... Florida State League Player of the Week (June 1)
- 2015..... New York's No. 11 prospect, per *Baseball America*
- 2014..... New York's No. 4 prospect, per *Baseball America*

2019 POSTSEASON NATIONALS IN THE COMMUNITY PARK NATIONALS IN THE COMMUNITY PARK EXECUTIVES & OWNERSHIP FRONT OFFICE MANAGER & COACHING STAFF PLAYERS IN REVIEW HISTORY & RECORDS SCOUTING, RESEARCH & PLAYER DEV. MEDIA



**2018**

Opened the season on the Injured List with a strained right quad...Enjoyed five Major League stints.

2017

Opened the season with Triple-A Las Vegas before being promoted on Aug. 11...Made his Major League debut that night at Philadelphia...Secured his first Major League hit that night (single)...Hit his first Major League home run on Aug. 15 at New York (AL) off Sonny Gray...Was New York's Minor League Player of the Year.

2016

Was named Binghamton's Most Valuable Player...Ranked among the Eastern League leaders in average (8th, .302), RBI (3rd, 91) and hits (3rd, 146, third)...Participated in the SiriusXM Futures Game in San Diego.

2015

Named the Florida State League Most Valuable Player and the St. Lucie Mets team MVP...Led the league in RBI (79) and doubles (33).

2013-14

Advanced through the lower levels of New York's system...Was the GCL Mets MVP in 2013.

PERSONAL

Dominic David Rene Smith...Graduated from Junipero Serra (CA) High School...Is a product of the MLB's RBI program in Compton, California, where he played from ages 12 to 17...Is active in The Players Alliance...Created Baseball Generations, an organization that offers guidance and player development to young and disadvantaged baseball players, with two childhood friends, Ron Miller and Tim Ravare.

TRANSACTIONS

2013..... Selected by New York (NL) in the first round (11th overall) of the First-Year Player Draft.

2022..... Signed with Washington as a Major League free agent, Jan. 4, 2023.



#37 STEPHEN STRASBURG

@stras37

RHP



BORN / 2023 OPENING DAY AGE **BATS / THROWS**
 7/20/88 San Diego, Calif. / 33 Right / Right

MLB SERVICE / OPTIONS USED **HEIGHT / WEIGHT**
 12.118 / 1 of 3 6'5" / 239

ROUND / SCHOOL **SIGNING SCOUT**
 1st Rd. (No. 1), 2009 Mark Baca (WSH)
 San Diego State University

ACQUIRED
 Signed as a Major League free agent, Dec. 9, 2019.

STRASBURG CAREER RECORD / UPDATED STATS

Research Tool

YEAR	CLUB	W	L	ERA	G	GS	CG	SHO	SV	IP	H	R	ER	HR	HB	BB	SO	SO/9	WP	BK	BAA
2010	Harrisburg	3	1	1.64	5	5	0	0	0	22.0	13	9	4	0	1	6	27	11.0	0	0	.165
	Syracuse	4	1	1.08	6	6	0	0	0	33.1	18	5	4	1	0	7	38	10.3	1	1	.154
	Washington	5	3	2.91	12	12	0	0	0	68.0	56	25	22	5	0	17	92	12.2	2	0	.221
2011	Hagerstown*	0	1	9.95	3	3	0	0	0	6.1	9	8	7	1	1	3	13	18.5	1	0	.310
	Potomac*	0	0	0.00	1	1	0	0	0	3.0	2	0	0	0	0	5	15.0	0	0	0	.167
	Syracuse*	0	0	1.80	1	1	0	0	0	5.0	2	1	1	0	0	7	12.6	0	0	0	.118
	Harrisburg*	1	0	0.00	1	1	0	0	0	6.0	1	0	0	0	1	0	4	6.0	0	0	.056
	Washington	1	1	1.50	5	5	0	0	0	24.0	15	5	4	0	0	2	24	9.0	0	0	.179
2012	Washington	15	6	3.16	28	28	0	0	0	159.1	136	62	56	15	4	48	197	11.1	5	0	.230
2013	Washington	8	9	3.00	30	30	1	1	0	183.0	136	71	61	16	12	56	191	9.4	7	3	.207
2014	Washington	14	11	3.14	34	34	0	0	0	215.0	198	86	75	23	5	43	242	10.1	7	0	.245
2015	Washington	11	7	3.46	23	23	0	0	0	127.1	115	56	49	14	3	26	155	10.9	4	0	.236
	Harrisburg*	0	1	1.80	1	1	0	0	0	5.0	4	2	1	0	0	6	10.8	0	0	0	.200
	Syracuse*	1	1	4.66	2	2	0	0	0	9.2	9	5	5	0	0	1	16	14.9	1	1	.243
2016	Washington	15	4	3.60	24	24	0	0	0	147.2	119	59	59	15	2	44	183	11.2	2	0	.218
2017	Washington	15	4	2.52	28	28	1	1	0	175.1	131	55	49	13	7	47	204	10.5	3	0	.204
	Potomac*	0	0	1.80	1	1	0	0	0	5.0	3	1	1	0	0	1	5	9.0	0	0	.167
2018	Washington	10	7	3.74	22	22	0	0	0	130.0	118	59	54	18	8	38	156	10.8	5	1	.240
	Potomac*	0	1	1.00	2	2	0	0	0	9.0	7	4	1	1	1	1	12	12.0	0	0	.194
2019	Washington	18	6	3.32	33	33	0	0	0	209.0	161	79	77	24	10	56	251	10.8	8	0	.210
2020	Washington	0	1	10.80	2	2	0	0	0	5.0	8	6	6	1	0	1	2	3.6	0	0	.364
2021	Washington	1	2	4.57	5	5	0	0	0	21.2	16	12	11	4	1	14	21	8.7	0	0	.200
	Rochester*	0	0	0.00	1	1	0	0	0	4.2	2	0	0	0	2	6	12.5	0	0	0	.143
2022	Fredericksburg*	1	1	3.52	2	2	0	0	0	7.2	3	3	3	0	5	9	10.6	2	0	0	.115
	Rochester*	0	0	0.00	1	1	0	0	0	6.0	1	0	0	0	0	1	4	6.0	0	0	.053
	Washington	0	1	13.50	1	1	0	0	0	4.2	8	7	7	1	1	2	5	9.6	1	0	.400
MLB TOTALS		113	62	3.24	247	247	2	2	0	1470.0	1217	582	530	149	53	394	1723	10.6	44	4	.223
MINORS TOTALS		10	7	1.99	27	27	0	0	0	122.1	74	38	27	3	4	27	152	11.2	5	2	.167

* - Rehab assignment

CAREER BATTING RECORD

YEAR	CLUB	AVG	G	AB	R	H	TB	2B	3B	HR	RBI	SH	SF	HP	BB	SO	SB	CS	OBP	SLG	OPS	F
MLB TOTALS		.152	233	440	23	67	89	10	0	4	29	56	0	1	24	153	0	0	.198	.202	.400	11

2012 POSTSEASON

RD.	CLUB, OPP.	W	L	ERA	G	GS	CG	SHO	GF	SV	IP	H	R	ER	HR	HB	BB	SO	WP	BK	BAA	
NLDS	WSH vs. STL																					
NOT ON NLDS ROSTER																						

2014 POSTSEASON

RD.	CLUB, OPP.	W	L	ERA	G	GS	CG	SHO	GF	SV	IP	H	R	ER	HR	HB	BB	SO	WP	BK	BAA
NLDS	WSH vs. SFG	0	1	1.80	1	1	0	0	0	0	5.0	8	2	1	0	1	1	2	0	0	.364
TOTALS		0	1	1.80	1	1	0	0	0	0	5.0	8	2	1	0	1	1	2	0	0	.364

2016 POSTSEASON

RD.	CLUB, OPP.	W	L	ERA	G	GS	CG	SHO	GF	SV	IP	H	R	ER	HR	HB	BB	SO	WP	BK	BAA
NLDS	WSH vs. LAD																				
NOT ON NLDS ROSTER																					

2017 POSTSEASON

RD.	CLUB, OPP.	W	L	ERA	G	GS	CG	SHO	GF	SV	IP	H	R	ER	HR	HB	BB	SO	WP	BK	BAA
NLDS	WSH vs. CHI	1	1	0.00	2	2	0	0	0	0	14.0	6	2	0	0	0	3	22	0	0	.128
TOTALS		1	1	0.00	2	2	0	0	0	0	14.0	6	2	0	0	0	3	22	0	0	.128

2019 POSTSEASON

NATIONALS IN THE COMMUNITY PARK

FRONT OFFICE & OWNERSHIP EXECUTIVES

MANAGER & COACHING STAFF

PLAYERS

2022 IN REVIEW

HISTORY & RECORDS

SCOUTING, RESEARCH & PLAYER DEV.

MEDIA



2019 POSTSEASON

RD.	CLUB, OPP.	W	L	ERA	G	GS	CG	SHO	SV	IP	H	R	ER	HR	HB	BB	SO	SO/9	WP	BK	BAA
NLWC	WSH vs. MIL	1	0	0.00	1	0	0	0	0	3.0	2	0	0	0	0	0	4	12.0	0	0	.200
NLDS	WSH vs. LAD	1	0	3.00	2	2	0	0	0	12.0	9	4	4	2	0	1	17	12.8	0	0	.205
NLCS	WSH vs. STL	1	0	0.00	1	1	0	0	0	7.0	7	1	0	0	0	0	12	15.4	0	0	.250
WS	WSH vs. HOU	2	0	2.51	2	2	0	0	0	14.1	12	4	4	2	0	3	14	8.8	1	0	.222
TOTALS		5	0	1.98	6	5	0	0	0	36.1	30	9	8	4	0	4	47	11.6	1	0	.221

ALL-STAR GAME RECORD

YEAR	CLUB	SITE	W	L	FRA	G	GS	CG	SHO	GF	SV	IP	H	R	FR	HR	HB	BB	SO	WP	BK	BAA
2012	NL	at KCR	0	0	0.00	1	0	0	0	0	0	1.0	1	0	0	0	0	1	0	0	0	.333
2016	NL	at SDP																				
2017	NL	at MIA																				
TOTALS			0	0	0.00	1	0	0	0	0	0	1.0	1	0	0	0	0	1	0	0	0	.333

CAREER

Tall, powerful right-handed pitcher, World Series MVP and three-time All-Star is Washington's all-time (2005-present) leader in wins (113) and strikeouts (1,723)...In the 2019 Postseason, he became the first pitcher in Major League history to finish a Postseason with a 5-0 record as the Nationals won the 2019 World Series...Since his debut in 2010, Strasburg ranks among Major League starting pitchers in strikeouts per 9.0 innings (4th, 10.55), opponents' slugging percentage (4th, .355), opponents' OPS (4th, .636), walks and hits per innings pitched (5th, 1.10), strikeout-to-walk ratio (6th, 4.37), ERA (7th, 3.24) and strikeouts (12th, 1,723)...His 242 strikeout season in 2014 tied for the NL lead, set a single-season team record (2005-present) and were most posted by a D.C.-based pitcher in 101 years (Walter Johnson, 243 K in 1913)...Max Scherzer has since eclipsed that mark...Has signed two long-term contracts: May 10, 2016 (7 years with opt out) and Dec. 10, 2019 (7 years) that will make him a National for life and cement his place in D.C. baseball history...Has put together two historic streaks, a 16-game winning streak (9/15/15 - 7/15/16) and a 35.0 scoreless inning streak (8/19/17-9/17/17)...On May 2, 2019, he became the fastest pitcher to 1,500 career strikeouts - in terms of innings pitched (1,272.1) - in Major League history.

2022

Continued his road back from June 2021 thoracic outlet surgery...Returned to the mound in late-May, making two rehab starts with Single-A Fredericksburg and one with Triple-A Rochester...Returned to the MLB mound on June 9 at Miami (4.2 IP, 8 H, 7 ER, HR, 2 BB, 5 SO)...Was placed on the Injured List on June 11 with a stress reaction in his ribs, ending his season...**2022 Pitch Mix:** 4-Seam Fastball (27.7%) Curveball (26.5%) Sinker (22.9%) Changeup (22.9%).

2021

Opened the season with 6.0 innings of one-hit, shutout ball on April 7 vs. Atlanta...Was placed on the 10-day Injured List after his next start with right shoulder inflammation...Returned on May 21 and tossed 5.1 one-hit, shutout innings against the Baltimore Orioles...Underwent thoracic outlet surgery on June 2, ending his season...**2021 Pitch Mix:** Curveball (30.1%) 4-Seam (29.6%) Sinker (24.6%) Changeup (15.7%)

2020

Had his 2020 season cut short due to carpal tunnel neuritis in his right hand...Was scratched from his first start of the season, July 25 vs. New York (AL)...Returned on Aug. 9 vs. Baltimore (4.1 IP, 7 H, 5 ER, BB, 2 SO)...Took the mound on Aug. 14 at Baltimore, but was removed in the first inning with discomfort in his right hand...He underwent surgery on Aug. 26, ending his season.

2019

Named World Series MVP and the Babe Ruth Postseason MVP by the New York BBWAA (along with Juan Soto)...Went 18-6 with a 3.32 ERA and struck out a career-high 251 batters in 33 starts...He led the National League in wins (18) and innings pitched (209.0) and ranked among National League pitchers in strikeouts (2nd, 251), opponents' OPS (4th, .620), opponents' batting average (5th, .210), strikeouts per 9.0 innings (5th, 10.81), WHIP (5th, 1.04), opponents' slugging percentage (6th, .349) and opponents' on-base percentage (7th, .271)...Along with Max Scherzer (243) and Patrick Corbin (238), he helped the 2019 Nationals become the first team in MLB history to have a rotation feature at least three players with at least 222 strikeouts...They were the first National League team since the 1969 Houston Astros (Larry Dierker/Tom Griffin/Don Wilson) to have three pitchers record at least 200 strikeouts...Finished the season strong, going 3-1 with a 1.76 ERA in his final eight starts of the season...Over his last eight starts of the regular season and into Postseason play, opponents hit .098 (6-for-61) with one double, two homers, nine RBI and 26 strikeouts with runners in scoring position...Put together an historic 2019 Postseason and was named World Series Most Valuable Player after going 2-0 with a 2.51 ERA (4 ER/14.1 IP) and 14 strikeouts in two World Series starts...Helped the Nationals avoid elimination in Game 6 of the World Series (8.1 IP, 5 H, 2 ER, 7 SO)...In doing so, he became the first pitcher since Curt Schilling (Game 5, 1993) to toss at least 8.1 innings while not surrendering more than two runs in a potential World Series elimination game...All told, he became the first pitcher in Major League history to finish a Postseason with a 5-0 record...Recorded a 1.98 ERA (8 ER/36.1 IP) and 47 strikeouts against just four walks in six Postseason games (five starts)...Opponents went 2-for-22 (.091) with 11 strikeouts and one walk with runners in scoring position during the Postseason...He made his first career relief appearance in the Wild Card game against Milwaukee, tossing 3.0 innings of two-hit, shutout ball to help Washington top the Milwaukee Brewers, 4-3.

AWARDS AND HONORS

- 2019 All-MLB First Team
- 2019 World Series MVP (WSH)
- 2019 Babe Ruth Postseason MVP (New York BBWAA)
- 2019 World Series Champion (WSH)
- 2019 National League Pitcher of the Month (July)
- 2017 National League Cy Young Award Finalist
- 2017 National League Pitcher of the Month (Sept.)
- 2017 National League All-Star at MIA
- 2016 National League All-Star at SDP
- 2016 National League Pitcher of the Month (July)
- 2015 National League Player of the Week (Sept. 21)
- 2012 National League All-Star at KCR
- 2012 Louisville Slugger Silver Slugger (NL Pitcher)
- 2012 National League Pitcher of the Month (April)
- 2010 Topps Rookie All-Star Team
- 2010 National League Player of the Week (June 14)
- 2010 Washington's No. 1 prospect, per *Baseball America*
- 2010 MLB's No. 2 prospect per *Baseball America*
- 2010 Arizona Fall League All-Prospect Team
- 2009 Arizona Fall League Rising Star
- 2009 Golden Spikes Award
- 2009 Dick Howser Trophy Winner
- 2008 Richard W. "Dick" Case Award (Team USA Athlete of the Year)

CAREER POSTSEASON ERA - MLB HISTORY (MIN. 40.0 IP)

Rk.	Player	ERA
1.	Mariano Rivera (HOF)	0.70
2.	Sandy Koufax (HOF)	0.95
3.	Christy Mathewson (HOF)	1.05
4.	Eddie Plank (HOF)	1.32
5.	Stephen Strasburg	1.46

2018

Started his ninth Major League season strong, going 6-5 with a 3.20 ERA in his first 12 starts before exiting his start on June 8 with right shoulder inflammation...Put together his strongest start of the season on April 10 vs. Atlanta...Tossed 8.0 innings of three-hit, shutout ball, striking out eight in Washington's 4-1 win...At the time of the injury, he ranked among National League pitchers in strikeouts (4th, 93), strikeout-to-walk ratio (5th, 4.89), WHIP (7th, 1.06), opp. OBP (7th, .274) and wins (17th, 6)...Returned from disabled list on July 20, but again was placed on the DL on July 22 with a cervical nerve impingement...Was reinstated on Aug. 22 and finished the season strong, going 4-0 with a 2.66 ERA (12 ER/40.2 IP) and 50 strikeouts in his final seven starts...The Nationals went 6-1 in those starts...Recorded four double-digit strikeout games on the season.

2017

Put together a strong first half of the season en route to being named an All-Star for the third time in his career...Was selected by the Commissioner's Office and was slated to pitch the 12th had the game reached that point, but it ended in a 2-1 American League victory after 10 innings...Ranked third in the National League (4th in MLB) with a career-best 2.52 ERA...Ranked second in the NL in FanGraphs.com WAR (5.6)...Also ranked in NL in home runs per 9.0 IP (1st, 0.67), opp. SLG (1st, .317), opp. OPS (2nd, .581), WHIP (3rd, 1.02), opp. OBP (3rd, .265), and opp. AVG (3rd, .204)...Coupled with Max Scherzer (2nd, 2.51) and Gio Gonzalez (5th, 2.96), Strasburg (3rd, 2.52), helped the Nationals become the first team with three starting pitchers ranking in the top five in the National League in ERA in 21 years (since the 1996 Atlanta Braves), according to the *Elias Sports Bureau*...On May 27 at San Diego, he struck out a career-high 15 batters in 7.0 shutout innings...On Aug. 19 at San Diego, he returned from a three-week stint on the disabled list...Since that game, Strasburg went 5-1 with a 0.84 ERA (5 ER/53.2 IP) in his final eight starts of the regular season...All told, went 6-1 with a 0.86 ERA in 10 starts after the All-Star break...Via *Elias*, it was the second-lowest post-ASB ERA in MLB history for any pitcher with at least 10 starts...Recorded a 35.0 scoreless innings streak from that first start back from the DL in San Diego (Aug. 19) that ran until Sept. 17, when an unearned run ended the historic stretch...It was the longest consecutive scoreless innings streak in franchise history (Nationals/Expos) and, per *Elias*, the longest for any player in the Major Leagues since 2015 (Greinke, 45.2 IP; Kershaw, 37.0 IP)...Was dominant in the NLDS...Was saddled with the loss in Game 1 despite striking out 10 batters in 7.0 innings without allowing an earned run (7.0 IP, 3 H, 2 R, BB, 10 SO)...He pushed aside a virus that had made him ill for much of the week to rack up 12 strikeouts (re-setting his own Postseason franchise record for single-game strikeouts) over 7.0 scoreless innings in Washington's Game 4 victory...Became the second pitcher in MLB Postseason history to record a win with 12 or more strikeouts while his team faced elimination...Also, per *Elias*, became just the third pitcher in Major League history to post multiple 10-plus strikeout games and no earned runs in a single Postseason series, joining Sandy Koufax (1965 World Series vs. MIN) and Justin Verlander (2013 ALDS vs. OAK).

2016

Opened his season in historic fashion, beginning the year 13-0 and on a personal 16-game winning streak that dated to Sept. 15, 2015 (see info box below)...Was the first pitcher in franchise history (WSH/MON) to win at least 15 of his first 16 decisions...With a strikeout of Bud Norris in the bottom of the third inning on April 4 at ATL, Strasburg became the Washington Nationals (2005-pres.) all-time leader in strikeouts (904), passing former teammate Jordan Zimmermann (903)...Was named NL Pitcher of the Month for July (4-1, 2.08 ERA, 37 SO, 12 BB)...Was named to his second All-Star Game, but did not pitch due to his start on July 8...Endured two stints on the disabled list (6/16 to 7/3 with upper back soreness and 8/21 to 9/7 with right elbow soreness)...He returned to action on Sept. 7 but was shut down following that start...At that time, he ranked among National League pitchers in wins (3rd, 15), strikeouts per nine innings (3rd, 11.2), strikeouts (6th, 183), hits per nine innings (8th, 7.25) and walks/hits per innings pitched (10th, 1.10)...With 15, matched a career-high in wins (15 in 2012)...Recorded his 1,000th strikeout, June 4 at CIN (Straily), becoming the first player in Nationals history (2005-pres.) to record his first 1,000 strikeouts in a Nationals uniform.

STRAS WENT STREAKING

Stephen Strasburg opened his 2016 season without suffering a losing decision until July 21, beginning the year 13-0 and on a personal 16-game winning streak that dated to Sept. 15, 2015...Strasburg culminated the historic start to his season with 8.0 innings of three-hit, one-run baseball on July 15 vs. the Pittsburgh Pirates to open the second half.

- Strasburg became the eighth starting pitcher in Major League history to begin a season 13-0, and the first since teammate **Max Scherzer** opened the 2013 season 13-0 for the Detroit Tigers...According to the *Elias Sports Bureau*, Scherzer and Strasburg are the first set of teammates (at any point in their careers) to begin a season 13-0 since Hall of Famers "**Iron Man**" **Joe McGinnity** and **Rube Marquard**...McGinnity went 14-0 for the New York Giants in 1904, while Marquard started 19-0 for the Giants in 1912 (18-0 as a starting pitcher)...While Strasburg and Scherzer figure to remain teammates for quite some time, McGinnity and Marquard were teammates only briefly with NYG in 1908.
- Strasburg's personal 16-game winning streak set a new franchise best (Nationals/Expos) and trails only that of **Firpo Marberry** (17 G, 6/23/30-7/25/31) for the longest by a starting pitcher in D.C.-baseball history.
- Strasburg became just the third National League starting pitcher ever to open a season with a 13-0 record, and the first since Marquard in 1912...He also joined Scherzer (2013) and **Ron Guidry** (1978) for the sixth-longest streak to open a season in MLB history.

Rk.	Name	Year	Streak
1.	Rube Marquard (NYG)	1912	18
T2.	Dave McNally (BAL)	1969	15
T2.	Johnny Allen (CLE)	1937	15
T2.	Jim McCormick (CHC)	1886	15
5.	Roger Clemens (BOS)	1986	14
T6.	Max Scherzer (DET)	2013	13
T6.	Ron Guidry (NYY)	1978	13
T6.	Stephen Strasburg (WSH)	2016	13

**2015**

Endured two stints on the 15-day disabled list: May 30-June 23 (neck tightness) and July 5-August 8 (left oblique strain)...Missed 49 games...Finished the season very strong, going 8-2 with a 1.76 ERA (16 ER/82.0 IP) in 13 starts while striking out 110 batters and walking just 12 from June 23 to the end of the season...After returning from the disabled list on Aug. 8, through the end of the season, ranked among MLB pitchers (min. 10 GS) in strikeouts per nine innings (1st, 12.5), strikeout-to-walk ratio (1st, 11.50), strikeouts (3rd, 92), WHIP (3rd, 0.75), opp. batting average (3rd, .179), opp. OBP (3rd, .206) and ERA (5th, 1.90)...Matched a career-high with 14 strikeouts, Sept. 15 at PHI...His 55 percent swing-and-miss rate in the contest was highest by a starting pitcher in any start of ≥ 100 P in past 10 seasons...Including his start on Sept. 9 vs. NYM (13 SO), he became the first starting pitcher in Washington history (2005-present) to fan 13+ batters in back-to-back starts...Joined Pedro Martinez (2x, 1997: 6/8 & 6/14, and 8/20 & 8/25) as the only pitchers in franchise history (WSH/MON) to turn the trick...Named NL Player of the Week for the week of Sept. 14-20...Struck out at least 10 batters in four straight starts, Sept. 9-26, the longest streak in Nationals history (2005-present) and second-longest streak in MLB in 2015, behind CWS Chris Sale (8 games)...At the time, since 2005, only five pitchers had put together a streak of 10+ strikeouts of four games or more: Chris Sale (2015; 8 G), David Price (2014; 5 G), Jon Lester (2015; 4 G), Jake Peavy (2007; 4 G)...His 50 strikeouts in that four-start span were the most in Montreal/Washington history since Pedro Martinez (51, 1997)...Over his final five starts, recorded 57 strikeouts against just five walks...Per *Elias*, since 1900, only six players have recorded 57 strikeouts and five or fewer walks over a five-start span: Sandy Koufax (1965, 57 SO/5 BB), Mike Scott (1986, 57 SO/5 BB), Pedro Martinez (1999, 69 SO/5 BB), Curt Schilling (2002, 59 SO/3 BB), Corey Kluber (2015, 59 SO/3 BB) and Stephen Strasburg (2015, 57 SO/5 BB).

2014

Washington's Opening Day starter for a third straight season...Went 14-11 with a 3.14 ERA in a career-high 34 starts...Led the club with 215.0 innings pitched, becoming the first National to start 34 games since 2005...242 strikeouts tied for NL lead (J. Cueto), set a single-season team record (2005-present) and were most posted by a D.C.-based pitcher in 101 years (Walter Johnson, 243 K in 1913)...Ranked among NL leaders: starts (1st, 34), strikeouts (1st, 242), strikeouts per nine innings (2nd, 10.13), strikeout-to-walk ratio (3rd, 5.63/1), WHIP (9th, 1.12), walks per nine innings (10th, 1.80)...Paced the Nationals with nine home wins...From Aug. 14 to season's end, went 6-1 with a 1.69 ERA (11 ER/58.2 IP) in his final nine starts...Struck out 56 and walked eight over that stretch...Received two or fewer runs of support 20 times in 34 starts...Struck out at least 10 batters on five separate occasions, matching a career high (also: 2012)...Was tied for fifth in the National League with 11 unearned runs allowed...Made his first career Postseason start, taking the ball in Game 1 of the NLDS vs. SFG (L, 5.0 IP, 8 H, 2 R, ER, BB, 2 K).

2013

Washington's Opening Day starter for a second straight year reached the 30-start threshold for the first time...Recorded his 500th career strikeout (Christian Yelich) in 426.1 career innings, Sept. 22 vs. MIA (night)...Reached the 500-K plateau in the third-fewest innings in MLB history; only Kerry Wood (404.1) and Mark Prior (421.2) required fewer innings...Earned just eight wins due in part due to missing two starts, lack of run support (one run or fewer while in the game 10 times) and 10 unearned runs (tied for fourth-most in NL)...Ranked among NL leaders in home ERA (3rd, 1.73), strikeouts per nine (4th, 9.4), opponents' batting average (4th, .207), OPS (5th, .588), WHIP (6th, 1.05) and ERA (8th, 3.00)...Endured one DL stint (right lat, missed 12 games/2 starts, June 1-15).

2012

Finished 15-6 in first complete big league campaign...Paced MLB in average fastball velocity (95.7 mph)...Allowed one earned run or fewer 13 times in 28 starts...Earned the Louisville Slugger Silver Slugger Award for pitchers upon pacing all MLB pitchers in doubles (4) and OBP (.333)...Also blasted his first career homer in a 9-3 victory on May 20 vs. BAL (off Wei-Yin Chen)...On the mound, ranked among NL leaders in strikeouts per nine (1st, 11.2), strikeouts (12nd, 195), wins (14th, 15), ERA (6th, 2.94), quality starts (T5th, 20), K/BB ratio (T5th, 4.3/1), WHIP (7th, 1.12) and double-digit strikeout games (2nd, 5)...Pitched well (7.0 innings, one run, no-decision) in the first Opening Day start of career, April 5 at CHI (W, 2-1)...Earned the win and tallied the game-winning RBI by tossing 6.0 scoreless innings and snapping a scoreless tie with a two-out RBI single in the fifth inning in an eventual 4-0 victory, July 15 at MIA...Made his final start, Sept. 7 vs. MIA, having tossed 159.1 innings.

2011

Went 1-1 with a 1.50 ERA in five starts for Washington in long-anticipated return from Sept. 3, 2010 Tommy John surgery...Fanned 24 and walked just two in 24.0 innings...Did not allow a homer...Only two of 15 hits allowed went for extra bases (both doubles)...Threw just 13.7 pitches per inning...Capped 2011 by fanning a season-high 10 in 6.0 scoreless innings to earn the victory as Washington won, 3-1, on Sept. 28 in final MLB contest at Sun Life Stadium...Joined the Nationals after making six rehab starts from Aug. 7-Sept. 1 for four different Nationals affiliates...In those six starts, went 1-1 with a 3.54 ERA (8 ER/20.1 IP), walking three and striking out 29.

2010

Took MLB by storm with stellar 12-start rookie campaign, but saw his season end prematurely after leaving Aug. 21 start at PHI with what was later revealed as a torn ulnar-collateral ligament in the right elbow...Had right elbow repaired by Dr. Lewis Yocum in Los Angeles, CA on Sept. 3...Allowed two or fewer runs in nine of his 12 starts with Washington...Registered as many or more strikeouts than innings pitched in 11 of 12 starts...Fanned 12.2 batters per nine innings (SFG's Tim Lincecum led qualified MLB pitchers at 9.8)...Struck out 33.6 percent of batters faced (92 of 274), tops among MLB starting pitchers (Brandon Morrow, 2nd at 28.3%)...With the entire MLB community watching, made his MLB debut in a 5-2 win on June 8 vs. PIT...The debut came one day shy of his one-year anniversary of being drafted by the Nationals...Struck out 14 Pirates in 7.0 dominant innings...In that start, he became only the second pitcher since 1987 (the year STATS, Inc. began charting pitches) to fan 14-plus and throw less than 100 pitches in a game (on April 9, 2003 at Wrigley Field, MON's Javier Vazquez struck out 14 in 7.0 innings and required just 96 pitches)...Only two pitchers ever struck out more in an MLB debut: both HOU's J.R. Richard (Sept. 5, 1971 at SFG) and BRK's Karl Spooner (Sept. 22, 1954 vs. NYG) fanned 15...By striking out the final seven Pirates he faced, he became just the second player to fan seven straight batters in an MLB debut (BAL's Sammy Stewart did so on Sept. 1, 1978 vs. CWS)...With 14 K's in 7.0 walkless innings, became just the fourth rookie to fan 14 or more in a single game and without issuing a walk...The other three were Roger Clemens (16 SO, Aug. 21, 1984 vs. KCR), Dwight Gooden (16 K on Sept. 12, 1984 vs. PIT & Sept. 17, 1984 at PHI) and Kerry Wood (20 K, May 6, 1998 vs. HOU).

2009

Professional: Didn't pitch in the Nationals system after signing on Aug. 16 at 11:58:43 pm (77 seconds before deadline)...After signing, worked out in D.C. and around the Nationals for the better part of a month...First pro exposure came in the Nationals' 2009 Instructional League...In five AFL starts, went 4-1 with a 4.26 ERA...Was to start AFL Championship game on Nov. 21, but suffered freakish knee injury during the Phoenix Desert Dogs batting practice on November 19...One day later, a precautionary exam performed today by Dr. Lewis Yocum in Los Angeles revealed patellar subluxation in the left knee...The injury's treatment included rest and physical therapy, but did not require surgery.

SDSU: 2009 recipient of both the Golden Spikes Award and the Dick Howser Trophy...Regular season and conference tournament efforts—SDSU went 14-0 when pitching—were largely responsible for the Aztecs securing their first NCAA Regional berth since 1991...Went 13-1 with a 1.32 ERA in 15 starts as a junior for Tony Gwynn's Aztecs...Fanned an NCAA-best 195 in 109.0 innings as a junior (NCAA-best 16.1 K's per 9.0 innings)...On May 8, 2009 at Tony Gwynn Stadium, struck out 17 while no-hitting Air Force...Struck out 23 batters in the win over Utah on April 11, 2008, tying for the third-most ever in a college game and the most since the 1981 season...In three collegiate seasons, went 22-7 with seven saves and a 1.59 ERA (43 ER/243.1 IP) in 52 games for SDSU...Was San Diego State's closer as a freshman...Was twice named Mountain West Conference Pitcher of the Year... Was named MWC Co-Freshman of the Year in 2007.

PERSONAL

Stephen J. Strasburg...Graduated from West Hills (Calif.) High in 2006 and attended San Diego State University...Pitched for Team USA in the 2008 Beijing Summer Olympics...Became the first collegiate member of Team USA since pro players were permitted in 2000...Was the recipient of the 2008 Richard W. "Dick" Case Award (Team USA's Athlete of the Year), thanks to two-start stint (2.45 ERA in Olympic tournament) and 2008 performance with Team USA's undefeated (24-0) National (collegiate) Team...In 2007, pitched for Torrington in the New England Collegiate Baseball League (1-0, seven saves, 1.29 ERA)...Was named NECBL's Top Pro Prospect and Top Reliever...Following his MLB debut on June 8, 2010 vs. PIT, donated game hat and game ball (ball hit for first out recorded, an Andrew McCutchen lineout to SS) to the National Baseball Hall of Fame and Museum in Cooperstown, N.Y.

TRANSACTIONS

2009 ...Selected by Washington in first round (first overall) of First-Year Player Draft.

2016Signed a seven-year contract extension, May 10.

2019Signed with Washington as a Major League free agent, Dec. 9.



#72 JACKSON TETREAUULT

📷 jacksonjtretreault

RHP



BORN / 2023 OPENING DAY AGE **BATS / THROWS**
6/3/96 Ruskin, Fla. / 26 Right / Right

MLB SERVICE / OPTIONS USED **HEIGHT / WEIGHT**
0.114 6'5" / 189

ROUND / SCHOOL **SIGNING SCOUT**
7th Rd., 2017 Buddy Hernandez (WSH)
State College of Florida

ACQUIRED
Selected in the seventh round of the 2017 First-Year Player Draft.

TETREAUULT CAREER RECORD / UPDATED STATS

YEAR	CLUB	W	L	ERA	G	GS	CG	SHO	SV	IP	H	R	ER	HR	HB	BB	SO	SO/9	WP	BK	AVG	
2017	GCL Nationals	0	0	4.50	1	0	0	0	0	2.0	1	1	1	1	0	1	2	9.0	0	0	.143	
	Auburn	2	2	2.58	11	6	0	0	0	38.1	32	15	11	1	0	16	36	8.5	2	0	.216	
2018	Hagerstown	3	8	4.01	20	20	0	0	0	110.0	108	62	49	10	5	34	118	9.7	8	1	.255	
	Potomac	1	1	4.37	4	4	1	0	0	22.2	21	12	11	2	0	7	20	7.9	0	0	.241	
2019	Harrisburg	4	5	4.73	18	18	0	0	0	85.2	98	54	45	8	2	40	63	6.6	4	1	.292	
	Potomac	4	2	1.91	7	7	0	0	0	37.2	29	8	8	0	2	13	29	6.9	1	0	.213	
2020	DID NOT PITCH																					
	FCL Nationals	0	1	1.93	2	2	0	0	0	6.2	2	1	1	0	0	2	5	9.6	1	0	.125	
	Wilmington	0	2	5.14	3	3	0	0	0	14.0	14	8	8	3	0	4	12	7.7	2	0	.255	
	Harrisburg	5	3	3.74	10	10	0	0	0	56.1	56	25	23	8	2	19	43	7.0	2	0	.259	
	Rochester	0	1	3.27	2	1	1	0	0	11.0	10	4	4	1	1	3	12	9.8	1	0	.244	
2022	Rochester	5	3	4.19	12	12	0	0	0	58.0	51	30	27	10	2	24	52	8.1	1	0	.231	
	Washington	2	2	5.14	4	4	0	0	0	21.0	23	15	12	4	0	10	9	3.9	0	0	.274	
MLB TOTALS		2	2	5.14	4	4	0	0	0	21.0	23	15	12	4	0	10	9	3.9	0	0	.274	
MINORS TOTALS		24	28	3.85	90	83	2	0	0	439.1	422	220	188	44	14	163	392	8.0	22	2	.250	

CAREER

Tall right-hander made his Major League debut in 2022...Since the start of the 2021 season, is 10-9 with a 3.91 ERA and a .241 opponents' batting average in 28 Minor League games (27 starts)...Last named pronounced TAY-troh.

2022

Made his Major League debut on June 14 vs. Atlanta (4.0 IP, 9 H, 7 ER, 3 HR, BB, 2 SO)...At the time of his promotion, ranked among Nationals Minor Leaguers in innings pitched (1st, 58.0), starts (1st, 12), strikeouts (T2nd, 52), wins (T2nd, 5), ERA (3rd, 4.19), opponents' batting average (3rd, .231) and WHIP (4th, 1.29)...Bounced back to earn his first career win in his next start, June 19 vs. Philadelphia (7.0 IP, 6 H, 3 R, 0 ER, 2 BB, 2 SO)...Earned his first road win in his next start, July 26 at Texas (6.0 IP, 4 H, ER, 2 BB, 4 SO)... In six Minor League starts from May 5 to June 2, he went 5-0 with a 1.42 ERA (5 ER/31.2 IP), 31 strikeouts, 13 walks and a .173 opponents' batting average (19-for-110)...Made four starts before a stress fracture of the right scapula forced him out of the final 80 games...**2022 Pitch Mix:** 4-Seam Fastball (57.8%) Cutter (31.8%) Curveball (7.7%) Changeup (2.7%).

2021

Went 5-7 with a 3.81 ERA in 17 games (16 starts) between four levels of Washington's Minor League system.

2020

Participated in Instructional League following the season.

2019

Went 8-7 with a 3.87 ERA in 25 starts between Single-A Potomac and Double-A Harrisburg.

2018

His 138 strikeouts ranked second among Nationals Minor Leaguers...His 4.07 ERA ranked 10th among qualified pitchers in Washington's Minor League system.

2017

Went 2-2 with a 2.68 ERA in 12 games (six starts) in his first professional experience.

PERSONAL

Jackson Joseph Tetreault...Graduated from Lennard High School in Ruskin, Fla...Began his college career at Cameron (Okla.) University before transferring to the State College of Florida...Collected 105 strikeouts over 80.1 innings pitched in his lone Junior College season.

TRANSACTIONS

2017.....Selected by Washington in the seventh round of First-Year Player Draft.

AWARDS AND HONORS

- 2021..... Washington's No. 28 prospect, per *Baseball America*
- 2020..... Washington's No. 24 prospect, per *Baseball America*
- 2019..... Washington's No. 21 prospect, per *Baseball America*
- 2018..... Washington's No. 16 prospect, per *Baseball America*

2019 POSTSEASON NATIONALS PARK THE COMMUNITY EXECUTIVES & OWNERSHIP FRONT OFFICE NATIONALS IN THE COMMUNITY MANAGER & COACHING STAFF PLAYERS IN REVIEW 2022 HISTORY & RECORDS SCOUTING, RESEARCH & PLAYER DEV. MEDIA



#28 LANE THOMAS

lane99thomas

OF



BORN / 2023 OPENING DAY AGE 8/23/95 Knoxville, Tenn. / 27
BATS / THROWS Right / Right

MLB SERVICE / OPTIONS USED 3.014 / 2 of 3
HEIGHT / WEIGHT 6'0" / 198

ROUND / SCHOOL 5th Rd., 2014
SIGNING SCOUT Nate Murrie (TOR)
 Bearden (TN) High School

ACQUIRED
 Acquired by Washington from the St. Louis Cardinals in exchange for left-handed pitcher Jon Lester, July 30, 2021.

THOMAS CAREER RECORD / UPDATED STATS

YEAR	CLUB	AVG	G	AB	R	H	TR	2B	3B	HR	RBI	SH	SF	HP	BB	SO	SB	CS	OBP	SLG	OPS	E
2014	Bluefield	.323	18	65	10	21	28	4	0	1	8	0	1	1	6	16	2	0	.384	.431	.814	6
	GCL Blue Jays	.260	34	131	21	34	50	8	4	0	11	0	0	0	21	33	7	3	.362	.382	.744	7
	Lansing	.114	9	35	1	4	6	2	0	0	2	0	0	0	3	10	1	0	.184	.171	.356	7
2015	Vancouver	.225	43	169	20	38	66	13	0	5	33	0	5	1	8	34	5	4	.257	.391	.647	13
	GCL Blue Jays	.429	6	21	8	9	17	5	0	1	4	0	0	0	2	6	2	1	.478	.810	1.288	0
2016	Lansing	.216	81	282	50	61	98	14	1	7	27	2	0	3	45	107	17	5	.330	.348	.678	5
	Dunedin	.252	73	274	34	69	105	12	6	4	38	1	4	2	27	84	8	7	.319	.383	.702	3
	Palm Beach	.286	9	35	5	10	12	0	1	0	3	0	1	0	3	9	2	3	.333	.343	.676	0
2018	Memphis	.275	32	131	21	36	65	7	2	6	21	0	0	2	7	33	4	1	.321	.496	.818	1
	Springfield	.260	100	384	63	100	187	16	4	21	67	2	3	3	43	101	13	9	.337	.487	.824	0
2019	Memphis	.268	75	265	42	71	122	17	2	10	44	0	3	4	32	80	11	6	.352	.460	.812	1
	St. Louis	.316	34	38	6	12	26	0	1	4	12	0	0	2	4	8	1	1	.409	.684	1.093	0
	St. Louis	.111	18	36	5	4	9	2	0	1	2	0	0	0	4	13	0	0	.200	.250	.450	1
2021	Memphis	.265	30	113	18	30	51	5	2	4	20	0	1	1	12	35	3	2	.339	.451	.790	1
	St. Louis	.104	32	48	2	5	6	1	0	0	1	0	0	0	10	17	2	1	.259	.125	.384	1
	Rochester	.385	3	13	2	5	9	1	0	1	3	0	0	0	2	0	0	0	.385	.692	1.077	0
2022	Washington	.270	45	178	33	48	87	14	2	7	27	0	1	0	27	46	4	2	.364	.489	.853	2
	Washington	.241	146	498	62	120	201	26	2	17	52	0	5	4	41	132	8	4	.301	.404	.705	2
MLB TOTALS		.237	275	798	108	189	329	43	5	29	94	0	6	6	86	216	15	8	.314	.412	.726	6
MINORS TOTALS		.254	513	1918	295	488	816	104	22	60	281	5	18	17	209	550	75	41	.330	.425	.756	44

CAREER

Washington's 2022 Player of the Year...Was acquired by the Nationals from the St. Louis Cardinals in at the 2021 Trade Deadline...Since joining the Nationals big league club on Aug. 15, 2021, has posted a .426 slugging percentage with 40 doubles, 24 homers and 79 RBI in 191 games with Washington...Was named the "Fastest Baserunner" & "Best Defensive Outfielder" by *Baseball America* in St. Louis' system at the time of the trade...Started his career as an infielder/outfielder with the Blue Jays organization but converted to outfield full time in 2017.

2022

Led the final roster of Nationals with a career-high 17 home runs and a .404 slugging percentage while setting career marks in nearly every offensive category...On June 3 at Cincinnati, Thomas recorded the seventh three-homer game in Nationals history (2005-pres)...From July 23 through Sept. 11, Thomas ranked 10th in the National League with a .311 batting average and ranked in the top 20 in the NL in hits (T11th, 50), doubles (T13th, 11), on-base percentage (T14th, .364), OPS (14th, .867) and slugging percentage (18th, .503) in 44 games over this stretch...Posted a 10-game hit streak from Sept. 3-13 that included four straight multi-hit games...Was one of 12 players to have at least two separate four-plus multi-hit game streaks in 2022...Posted a .441 slugging percentage against left-handed pitchers...Clubbed all three of his leadoff home runs from Aug. 30 through the end of the season.

2021

Was acquired at the trade deadline and was recalled to Washington on Aug. 15...From that point, led the club and was ninth in the National League with 23 extra-base hits (14 2B, 2 3B, 7 HR)...His 14 doubles tied for sixth in the National League...According to FanGraphs.com, Thomas was the only player in Major League Baseball to record a hard-hit rate of at least 50% during the month of September/October...Thomas was ahead of players such as Miguel Sano (49.2%) and Giancarlo Stanton (48.1%)...The league average for the month was 32.8%...In 45 games with Washington, hit .270/.364/.489 with 14 doubles, two triples, seven homers, 27 RBI, 27 walks, four stolen bases and 33 runs scored...Had 17 multi-hit games...Reached safely in a career-high 15 straight games from Aug. 29-Sept. 12, going 21-for-62 (.274) with two doubles, one triple, four homers, 12 RBI, nine walks and 13 runs scored...Hit leadoff home run on Sept. 4 and Sept. 5 both vs. New York (NL)...Entered the season ranked as the No. 9 prospect in the Cardinals organization.

2020

Appeared in 18 games (10 starts), all as an outfielder...St. Louis won all five games in which he scored a run...Missed 20 games on the Injured list (COVID-19) from Aug. 15-Aug. 30...Scored in three straight games (Sept. 5-6), including both games of the doubleheader at Chicago (NL) on Sept. 5...Hit a two-run homer off Joe Jimenez in Game 1 of the doubleheader vs. Detroit on Sept. 10...Did not play in a game after Sept. 15 at Milwaukee...Was optioned to Alternate Training Site Sept. 16.

AWARDS AND HONORS

- 2022..... Washington's Player of the Year (D.C. Media)
- 2021..... St. Louis' No. 9 prospect, per *Baseball America*
- 2020..... St. Louis' No. 10 prospect, per *Baseball America*
- 2019..... St. Louis' No. 7 prospect, per *Baseball America*
- 2018..... Triple-A National Championship (Memphis)
- 2018..... Pacific Coast League Championship (Memphis)
- 2018..... Texas League All-Star (post-season)
- 2018..... Texas League All-Star (mid-season)
- 2018..... Texas League Player of the Week (June 4-10)
- 2017..... Toronto's No. 19 prospect, per *Baseball America*

2019

Played in 75 games in Triple-A Memphis and 34 in St. Louis...Made his Major League debut defensively at Milwaukee on April 17, but homered in his first Major League at-bat, a pinch-hit two-run home run vs. New York (NL) on April 19 off Seth Lugo...Became the 10th player in Cardinals history to hit a home run in his first Major League plate appearance...Was the first pinch-hit home run in MLB in a player's first plate appearance in 2019...His rookie season was cut short after getting hit by pitches in back-to-back games at Milwaukee (8/26 by Ray Black & 8/27 by Devin Williams), landing him on the 60-day Injured list...Hit three pinch-hit home runs, ranking tied for sixth in Major League Baseball...Smacked a go-ahead grand slam vs. Pittsburgh on Aug. 11 as part of a five-RBI game including a triple.

2018

Combined to play a career-high 132 games between Double-A Springfield and Triple-A Memphis in his first full season with the Cardinals organization...Batted .264 with career highs in home runs (27), RBI (88), doubles (23), hits (136), runs (84) and walks (50)...Named to the Texas League Mid-Season and Postseason All-Star Teams...Led all Cardinals Minor League players in home runs and RBI and ranked in runs (11st, 84), hits (4th, 136), triples (15th, 6), doubles (19th, 23), walks (4th, 50) and stolen bases (17, 7th)...Ranked third in Texas League slugging (.487) and third in home runs/at bat ratio (18.29)...Played 20 games for Surprise in the Arizona Fall League batting .262 with one home run, 10 RBI and eight stolen bases.

2017

Combined to play in 82 games between the Dunedin Blue Jays and Palm Beach Cardinals, batting .252 with four home runs, 41 RBI, 12 doubles and a career-high seven triples...Was traded on July 2 to the Cardinals for International slot money...Reported to Palm Beach after playing in 73 games in Dunedin...Started 78 games in the outfield, his first season in which he did not play any games at second base or third base during the season...Ranked tied for fourth in the Florida State League with seven triples and fourth with a career-high 12 outfield assists.

2016

Ranked second on Class-A Lansing with 17 stolen bases and had three games with two stolen bases...Recorded a career-high 19 stolen bases over the course of the season...Hit home runs in five games over eight games (nine days) from June 1-9, including five straight games with an RBI (June 4-9) and three straight games with a home run at Lake County (June 7-9).

2015

Began the season with Class-A Short Season Vancouver in the Northwest League and played in 43 games before a promotion sent him to Class-A Lansing of the Midwest League...Played in 52 total games, batting .206 with five home runs, 35 RBI and 15 doubles...Hit his first professional grand slam vs. Spokane (July 3) as part of a career-high six RBI game.

2014

Combined to play in 52 games between the Gulf Coast League and Appalachian League, batting .281 with one home run and 19 RBI...Played in 34 games for the GCL Blue Jays (R) in his first professional season, starting 16 games in center field, 15 at third base and three as the designated hitter...Was promoted to Bluefield (R) and hit his first professional home run in his first game vs. Danville (Aug. 10).

PERSONAL

Lane Michael Thomas...Originally drafted by the Toronto Blue Jays in the fifth round (114th overall) of the June 2014 First-Year Player Draft...Graduated from Bearden (Tenn.) High School and signed his college letter of intent to play at the University of Tennessee, but was drafted and signed.

TRANSACTIONS

2016Selected by Toronto in fifth round of First-Year Player Draft.

2017Acquired by St. Louis in exchange for international slot money, July 2.

2021Acquired by Washington in exchange for left-handed pitcher Jon Lester, July 30.



#71 MASON THOMPSON

@mason_thompson22

@MasonThompson22

RHP



BORN / 2023 OPENING DAY AGE **BATS / THROWS**
2/20/98 Round Rock, TX / 25 Right / Right

MLB SERVICE / OPTIONS USED **HEIGHT / WEIGHT**
1.046 / 2 of 3 6'6" / 244

ROUND / SCHOOL **SIGNING SCOUT**
3rd Rd., 2016 Matt Schaffner (Padres)
Round Rock (TX) High School

ACQUIRED
Acquired via trade from San Diego, July 30, 2021.

THOMPSON CAREER RECORD / UPDATED STATS

Research Tool

BASEBALL REFERENCE

savant

FANGRAPH

YEAR	CLUB	W	L	ERA	G	GS	CG	SHO	SV	IP	H	R	ER	HR	HB	BB	SO	SO/9	WP	BK	BAA
2016	AZL Padres	0	0	2.25	5	5	0	0	0	12.0	8	3	3	0	2	5	12	9.0	2	0	.186
2017	Fort Wayne	2	4	4.67	7	7	0	0	0	27.0	23	17	14	2	1	12	28	9.3	2	0	.237
2018	Fort Wayne	6	8	4.94	22	20	0	0	0	93.0	95	61	51	8	8	37	97	9.4	9	1	.255
2019	AZL Padres 1	0	0	0.00	1	0	0	0	0	1.0	0	0	0	0	0	0	0.0	0	0	0	.000
	AZL Padres 2	0	0	6.75	2	2	0	0	0	4.0	6	4	3	1	0	3	6.8	0	0	0	.353
	Lake Elsinore	0	5	7.66	7	6	0	0	0	22.2	22	21	19	3	3	19	22	8.9	2	0	.253
2020										DID NOT PLAY											
2021	El Paso	3	2	5.74	23	0	0	0	7	26.2	25	18	17	4	0	8	24	8.1	1	0	.245
	San Diego	0	0	3.00	4	0	0	0	0	3.0	4	1	1	0	0	1	2	6.0	2	0	.333
	Washington	1	3	4.15	27	0	0	0	0	21.2	28	14	10	4	1	14	21	8.7	1	0	.308
2022	Washington	1	1	2.92	24	0	0	0	1	24.2	19	8	8	2	1	9	15	5.5	1	0	.211
	FCL Nationals*	0	0	3.38	3	3	0	0	0	2.2	2	2	1	0	2	0	7	23.6	0	0	.200
	Rochester*	0	4	3.52	11	1	0	0	0	15.1	15	9	6	0	1	5	19	11.2	2	0	.254
MLB TOTALS		2	4	3.47	55	0	0	0	1	49.1	51	23	19	6	2	24	38	6.9	4	0	.264
MINORS TOTALS		11	23	5.03	81	44	0	0	7	204.0	196	135	114	18	17	89	212	9.4	18	1	.248

* - Rehab Assignment

CAREER

Right-handed pitcher made his Major League debut with the Padres in 2021...He was acquired by Washington at the trade deadline on July 30...Began his professional career as a starter, but moved the bullpen in 2021.

2022

Made his first Opening Day roster but was placed on the Injured List on April 10 with a right biceps strain...Returned to Nationals on July 1...Was one of four MLB relievers to inherit at least nine runners and have none come across to score...Tossed scoreless relief in 20 of 24 outings...Posted a 0.60 ERA (1 ER/15.0 IP) and a .120 opponents' average (6-for-50) in his first 14 outings with the Injured List stint in-between...Recorded his first MLB save on Sept. 5 at St. Louis (pitched final 3.0 IP)...**2022 Pitch Mix:** Sinker (72.8%) Slider (23.9%) 4-Seam (1.9%) Changeup (1.4%).

2021

Went 4-3 with a 5.34 ERA in 24 games for Triple-A El Paso...Made Major League debut on June 22 at Los Angeles (NL)... In four games with San Diego, recorded a 3.00 ERA (1 ER/3.0 IP), four hits, one earned run, one walk and two strikeouts...In 27 games with Washington, he went 1-3 with five holds, a 4.15 ERA (10 ER/21.2 IP), 21 strikeouts and 14 walks...Earned his first career win on Aug. 18 vs. Toronto... In his final 11 games of the season, went 0-2 with three holds, a 5.06 ERA (3 ER/5.1 IP), nine hits, four walks and six strikeouts...**2021 Pitch Mix:** Sinker (81.4%) Slider (13.6%) 4-Seam (3.9%) Changeup (1.2%).

2020

Did not appear in the Padres' 60-man player pool.

2016-19

Progressed through San Diego's Minor League system...In 2019, was limited to just 22.1 innings pitched with Low-A Lake Elsinore due to a comebacker off his leg...Went 8-12 with a 4.64 ERA in 34 games (32 starts) in his first three professional seasons (2016-18).

PERSONAL

Mason Lane Thompson...Graduated from Round Rock (Texas) High School... Committed to University of Texas, but signed with San Diego.

TRANSACTIONS

2016 ...Selected by San Diego in third round of First-Year Player Draft.

2021Acquired by Washington along with infielder Jordy Barley in exchange for right-handed pitcher Daniel Hudson, July 30.

AWARDS AND HONORS

2021..... Washington's No. 10 prospect, per *Baseball America* (following trade)

2021..... San Diego's No. 17 prospect, per *Baseball America*

2018..... San Diego's No. 25 prospect, per *Baseball America*

2017..... San Diego's No. 26 prospect, per *Baseball America*



#33 LEONEL VALERA

valeraleonel

SS

BORN / 2023 OPENING DAY AGE 7/9/99 in Barinas, VEN / 23
BATS / THROWS Right / Right

MLB SERVICE / OPTIONS USED 0.000 / 0 of 3
HEIGHT / WEIGHT 6'3" / 206

ACQUIRED
 Signed as a Minor League free agent, Nov. 21, 2022.



VALERA CAREER RECORD / UPDATED STATS

YEAR	CLUB	AVG	G	AB	R	H	TB	2B	3B	HR	RBI	SH	SF	HP	BB	SO	SB	CS	OBP	SLG	OPS	E
2016	DSL Dodgers	.259	26	81	11	21	28	3	2	0	6	0	1	0	10	20	7	4	.337	.346	.683	11
	DSL Dodgers 2	.200	29	90	13	18	23	1	2	0	7	0	0	2	14	22	9	5	.321	.256	.577	10
2017	DSL Dodgers	.317	56	186	36	59	86	14	5	1	25	1	1	3	25	42	13	6	.405	.462	.867	9
2018	AZL Dodgers	.293	42	147	23	43	54	4	2	1	13	0	1	1	16	45	13	1	.364	.367	.731	10
	Ogden	.111	3	9	0	1	2	1	0	0	0	0	0	0	0	6	0	0	.111	.222	.333	2
2019	Great Lakes	.241	122	449	78	108	146	15	4	5	42	0	1	5	49	137	27	6	.321	.325	.646	27
2020	DID NOT PLAY																					
2021	Great Lakes	.224	95	362	51	81	158	15	7	16	58	0	2	9	34	148	16	4	.305	.436	.741	21
2022	Great Lakes	.211	42	147	20	31	53	3	2	5	21	0	2	3	15	57	11	0	.293	.361	.654	10
	Tulsa	.290	88	321	61	93	154	12	5	13	62	0	2	4	33	119	22	1	.361	.480	.841	22
MINORS TOTALS		.254	503	1792	293	455	704	68	29	41	234	1	10	27	196	596	118	27	.335	.393	.728	160

CAREER

Tall shortstop joins the Nationals on a Minor League contract with an invite to Major League Spring Training...Has hit 34 home runs across his last two professional seasons after hitting just seven in his first four seasons combined...Had the "Best Infield Arm" in the Los Angeles Dodgers system in 2021 and 2022, per *Baseball America*.

2022

Was one of only four players in all of Minor League Baseball to steal at least 30 bases with no more than one caught stealing...Ranked among Dodgers Minor Leaguers in stolen bases (2nd, 33), triples (T3rd, 7), RBI (6th, 83) and hits (T7th, 124)...Set career marks in nearly every offensive category, including a career-high 18 home runs, in 130 games between High-A Great Lakes and Double-A Tulsa.

2021

Returned to High-A Great Lakes after not playing during the 2020 season...Hit a then-career-high 16 home runs.

2020

Did not play.

2016-19

Advanced through Los Angeles' Minor League system....Hit .260/.344/.352 with 28 doubles, 15 triples, seven homers, 93 RBI, 69 stolen bases and 161 runs scored in 278 games across those four seasons.

PERSONAL

David Leonel Valera.

TRANSACTIONS

2015Signed by Los Angeles (NL) as a non-drafted free agent, July 22.

2022....Signed with Washington as a Minor League free agent, Nov. 21.

2019 POSTSEASON
 NATIONALS PARK
 NATIONALS IN THE COMMUNITY
 FRONT OFFICE
 EXECUTIVES
 & OWNERSHIP
 MANAGER & COACHING STAFF
 PLAYERS
 2022 IN REVIEW
 HISTORY & RECORDS
 SCOUTING, RESEARCH & PLAYER DEV.
 MEDIA



#14 ILDEMARO VARGAS

Instagram: [@vargasildemaro](#)

Twitter: [@ildemaro_tigre](#)

INF



BORN / 2023 OPENING DAY AGE 7/16/91 Caripito, VEN / 31
BATS / THROWS Switch / Right

MLB SERVICE / OPTIONS USED 3.007 / 3 of 3
HEIGHT / WEIGHT 6'0" / 195

SIGNING SCOUT
 Jobel Jimenez (STL)

ACQUIRED
 Signed as a Minor League free agent, May 27, 2022.

VARGAS CAREER RECORD / UPDATED STATS

YEAR	CLUB	AVG	G	AB	R	H	TB	2B	3B	HR	RBI	SH	SF	HP	BB	SO	SB	CS	OBP	SLG	OPS	E
2008	VSL Cardinals	.231	12	26	5	6	6	0	0	0	2	1	0	0	3	3	1	0	.310	.231	.541	4
2009	VSL Cardinals	.264	52	163	22	43	61	7	4	1	13	0	0	7	20	29	9	8	.368	.374	.742	9
2010	GCL Cardinals	.239	34	88	17	21	32	7	2	0	15	3	2	3	8	10	2	3	.317	.364	.681	6
2011	GCL Cardinals	.289	43	152	21	44	60	11	1	1	18	3	4	5	23	17	4	0	.391	.395	.786	10
2012	Johnson City	.322	59	230	42	74	105	15	2	4	28	2	2	7	17	24	8	6	.383	.457	.840	4
	Batavia	.083	3	12	0	1	1	0	0	0	0	0	0	0	0	0	0	0	.083	.083	.166	0
	Palm Beach	.364	7	22	2	8	11	3	0	0	4	0	0	0	4	5	0	0	.462	.500	.962	2
2013	Peoria	.248	115	419	54	104	128	15	3	1	39	13	1	3	31	49	8	4	.304	.305	.609	13
2014	Palm Beach	.241	112	431	46	104	126	17	1	1	40	20	6	4	16	51	1	4	.271	.292	.563	14
	Springfield	.000	8	10	1	0	0	0	0	0	0	0	0	0	0	1	0	0	.000	.000	.000	0
2015	Bridgeport (IND)	.273	30	110	17	30	35	5	0	0	8	4	0	1	6	9	7	1	.316	.318	.634	—
	Kane County	.321	86	336	62	108	147	18	3	5	39	5	5	3	35	16	9	6	.385	.438	.823	12
2016	Visalia	.250	1	4	0	1	1	0	0	0	0	0	0	0	2	0	0	0	.250	.250	.500	0
	Mobile	.276	83	323	41	89	120	15	2	4	19	3	1	0	24	24	8	0	.325	.372	.697	9
	Reno	.354	49	198	35	70	89	13	0	2	18	4	0	2	20	13	13	1	.418	.449	.867	3
2017	AZL D-backs	.375	2	8	2	3	3	0	0	0	0	0	0	0	0	0	1	0	.375	.375	.750	1
	Reno	.312	113	487	87	152	225	35	4	10	65	3	8	7	30	40	8	3	.355	.462	.817	8
	Arizona	.308	12	13	4	5	1	0	0	0	4	0	0	0	0	3	0	0	.308	.385	.693	1
2018	Reno	.311	124	537	78	167	239	31	10	7	54	0	3	2	30	46	10	4	.344	.445	.793	11
	Arizona	.211	14	19	2	4	7	0	0	1	4	0	0	0	1	4	1	0	.250	.368	.618	2
2019	Reno	.403	28	124	20	50	71	9	3	2	24	0	1	1	11	5	1	1	.453	.573	1.026	2
	Arizona	.269	92	201	25	54	83	9	1	6	24	0	1	0	9	24	1	0	.299	.413	.712	2
2020	Arizona	.150	8	20	2	3	3	0	0	0	0	0	0	0	1	5	0	0	.190	.150	.340	1
	Minnesota	.227	10	22	3	5	8	1	1	0	2	0	1	0	1	2	0	0	.250	.364	.614	1
	Chicago (NL)	.222	6	9	1	2	5	0	0	1	1	0	0	0	0	3	0	0	.222	.556	.778	0
2021	Chicago (NL)	.143	9	21	3	3	5	2	0	0	2	0	0	0	3	7	1	0	.250	.238	.488	1
	Pittsburgh	.077	7	13	0	1	1	0	0	0	1	0	0	0	0	3	0	0	.077	.077	.154	0
	Arizona	.186	18	43	4	8	11	1	1	0	4	0	0	0	3	7	0	0	.239	.256	.495	1
	Reno	.313	57	249	50	78	129	21	0	10	39	0	3	0	16	27	3	1	.351	.518	.869	10
2022	Iowa	.279	25	104	16	29	43	3	4	1	7	0	1	0	7	12	1	0	.321	.413	.734	4
	Chicago (NL)	.130	10	23	4	3	8	0	1	1	4	0	0	0	3	2	0	0	.231	.348	.579	1
	Rochester	.224	48	174	21	39	56	11	0	2	18	1	2	0	20	25	2	2	.301	.322	.623	6
	Washington	.280	53	186	15	52	74	13	0	3	19	1	1	3	5	21	3	1	.308	.398	.706	4
MLB TOTALS		.244	239	570	63	139	210	27	4	12	65	1	3	3	26	81	6	1	.279	.368	.647	14
MINORS TOTALS		.291	1061	4097	622	1191	1653	231	39	51	442	58	39	44	315	399	89	43	.345	.403	.748	25
IND. LG. TOTALS		.273	30	110	17	30	35	5	0	0	8	4	0	1	6	9	7	1	.316	.318	.634	—

CAREER

Dependable, versatile, energetic switch-hitting infielder enters his seventh Major League season in 2023...During his Major League career, has seen action at second base (82 G), third base (75 G), shortstop (25 G), first base (5 G), left field (3 G), right field (1 G) and pitcher (1 G)...Made his Major League debut in 2017 after 10 Minor League seasons.

2022

Opened the season in Chicago's system before signing with Washington at the end of May...Spent time with Triple-A Rochester before having his contract selected on Aug. 1...Went 4-for-4 with a run scored in his Washington debut on Aug. 3 vs. New York (NL)...Recorded a career-high 10-game hitting streak from Aug. 24 to Sept. 4...

All three of his homers with Washington were go-ahead homers: Aug. 28 vs. Cincinnati (solo), Aug. 24 at Seattle (2-run) and Aug. 18 at San Diego (solo)...His home run on Aug. 24 at Seattle was a ninth-inning homer off Mariners closer Paul Sewald...Appeared at third base (40 G / 40 GS) and shortstop (9 G / 7 GS) and pitcher (1 G) with Washington.

AWARDS AND HONORS

- 2018 Pacific Coast League All-Star (post-season)
- 2018 Pacific Coast League All-Star (mid-season)
- 2018 Arizona's No. 24 prospect, per *Baseball America*
- 2017 MiLB.com Organization All-Star
- 2017 Pacific Coast League All-Star (mid-season)
- 2017 Arizona's No. 28 prospect, per *Baseball America*
- 2016 Southern League All-Star (mid-season)
- 2016 MiLB.com Organization All-Star

2019 POSTSEASON

NATIONALS IN PARK

THE COMMUNITY

FRONT OFFICE

EXECUTIVES & OWNERSHIP

MANAGER & COACHING STAFF

PLAYERS

2022 IN REVIEW

HISTORY & RECORDS

SCOUTING, RESEARCH & PLAYER DEV.

MEDIA



2021

Appeared in 34 major league games with Chicago (NL), Pittsburgh and Arizona...Began the season in the Cubs organization as a non-roster invitee to major league Spring Training...Had his contract selected from Triple-A Iowa on May 4, and played nine games for the Cubs before being designated for assignment on May 15 and claimed off waivers by the Pirates on May 17...Appeared in seven games with the Pirates before he was traded to Arizona June 2, for cash considerations...Split the remainder of the season between the Diamondbacks in Aug. and Sept.

2020

Began the season with Arizona, making his second career Opening Day roster...Was traded to Minnesota for cash on Aug. 11, and made his American League debut on Aug. 16 vs. Kansas City...Entered as a pinch-runner and scored on a squeeze off the bat of Jorge Polanco in the seventh inning... After being designated for assignment on Sept. 2, he was claimed by the Cubs on Sept. 5 and sent to the Alternate Training Site.

2019

Made his first Opening Day roster...Recorded 10 pinch hits, the most in franchise history by a rookie...On Sept. 24 vs. St. Louis, recorded his first career walk-off hit in the 19th inning, the latest (in terms of inning) walk-off hit by a rookie since Oakland's Ángel Mangual on July 9, 1971 in the 20th inning of a 1-0 win vs. Angels, per Stats Inc...He became the second Diamondback with a game-tying homer in the ninth inning or later and a walk-off hit (also: Paul Goldschmidt on Aug. 13, 2013 vs. Orioles).

2018

Was a Sept. call-up for the Diamondbacks...Hit his first career home run (2-run) in the fourth inning on Sept. 29 at San Diego off Jacob Nix...Recorded a 35-game hitting streak with Triple-A Reno, the longest in club history and fifth-longest single-season hitting streak in PCL history.

2017

Made his Major League debut on June 29 vs. St. Louis, the team that signed him to his first professional contract...Recorded his first Major League hit on Sept. 20 at San Diego (6th inn. single off Dinelson Lamet).

2008-16

Advanced through St. Louis' system before being released at the end of Spring Training in 2015...Joined Bridgeport of the Atlantic League before returning to affiliated ball with the Diamondbacks in May 2015...He became one of Arizona's Top 30 prospects in 2017 and 2018.

PERSONAL

Ildemaro (ILL-de-mar-oh) Vargas...He has one son, AJ.

TRANSACTIONS

2008 ...Signed with St. Louis as a non-drafted free agent, June 24.

2015Signed with Arizona as a minor league free agent, May 26

2020Acquired by Minnesota in exchange for cash considerations, Aug. 11

2020Claimed off waivers by Chicago, Sept. 5.

2021Claimed off waivers by Pittsburgh, May 17.

2021Acquired by Arizona in exchange for cash considerations, June 2.

2021Signed with Chicago (NL) as a Minor League free agent, Dec. 1.

2022Signed with Washington as a Minor League free agent, May 27.



#68 THADDEUS WARD

@ThaddeusWard12

RHP



BORN / 2023 OPENING DAY AGE **BATS / THROWS**
1/16/1997 Fort Myers, Fla. / 26 Right / Right

MLB SERVICE / OPTIONS USED **HEIGHT / WEIGHT**
0.000 / 0 of 3 6'3" / 204

ROUND / SCHOOL **SIGNING SCOUT**
5th Rd., 2018 Stephen Hargett (BOS)
University of Central Florida

ACQUIRED
Selected in the first round (No. 1 overall) of the 2022 Rule 5 Draft

WARD CAREER RECORD / UPDATED STATS

YEAR	CLUB	W	L	ERA	G	GS	CG	SHO	SV	IP	H	R	ER	HR	HB	BB	SO	SO/9	WP	BK	AVG
2018	Lowell	0	3	3.77	11	11	0	0	0	31.0	33	21	13	2	1	12	27	7.8	4	0	.275
2019	Greenville	5	2	1.99	13	13	1	1	0	72.1	51	24	16	2	9	25	87	10.8	4	0	.194
	Salem	3	3	2.33	12	12	0	0	0	54.0	38	15	14	4	6	32	70	11.7	5	1	.203
2020										DID NOT PLAY											
2021	Portland	0	0	5.63	2	2	0	0	0	8.0	11	5	5	0	0	5	11	12.4	2	0	.324
2022	FCL Red Sox	0	0	0.00	2	2	0	0	0	5.0	1	0	0	0	1	0	9	16.2	1	0	.059
	Salem	0	0	0.00	2	2	0	0	0	6.0	2	0	0	0	0	1	10	15.0	0	0	.100
	Greenville	0	1	5.14	2	2	0	0	0	7.0	9	6	4	0	0	4	6	7.7	0	0	.300
	Portland	0	1	2.43	7	7	0	0	0	33.1	28	13	9	3	2	14	41	11.1	0	0	.230
MINORS TOTALS		8	10	2.53	51	51	1	1	0	216.2	173	84	61	11	19	93	261	10.8	16	1	.218

CAREER

The top pick in the 2022 Rule 5 Draft was Boston's Minor League Pitcher of the Year in 2019...Was Washington's first selection in the Rule 5 Draft since 2010...Had the "Best Control" (2021) and "Best Slider" (2020) in Boston's system over his career, according to *Baseball America*.

2022

Went 0-2 with a 2.28 ERA in 13 starts across four levels of Boston's Minor League system as he returned from June 2021 Tommy John ligament-replacement surgery...He struck out 66 batters and held opposing batters to a .212 batting average in 51.1 innings pitched...Recorded a 2.84 ERA with 15 strikeouts in four games (three starts) during the Arizona Fall League season.

2021

Attended Major League Spring Training as a non-roster invitee...It was his first big league camp...Made two starts with Double-A Portland before being placed on the Injured List with a forearm strain on May 19...Underwent Tommy John surgery on June 5.

2020

Did not play.

2019

Boston's Minor League Pitcher of the Year...Led the system with 157 strikeouts...Went 8-5 with a 2.14 ERA in 25 starts between Single-A Greenville and High-A Salem.

PERSONAL

Thaddeus James Ward...Graduated from Bishop Verot High School in Fort Myers, Fla. and attended the University of Central Florida...Served as a bat boy during Red Sox Spring Training...Was First Team All-AAC as a junior at UCF...Father, Steve, ran track at Louisiana State University...On the basketball court, set the Bishop Verot High School record for three pointers in a single game (9), second in three pointers in a season and third for career three pointers.

TRANSACTIONS

2018Selected by Boston in the fifth round of the First-Year Player Draft.

2022Selected by Washington in the first round (No. 1 overall) of the Rule 5 Draft.

AWARDS AND HONORS

- 2023 Washington's No. 16 prospect, per *Baseball America*
- 2022 Carolina League Pitcher of the Week
- 2022 Boston's No. 19 prospect, per *Baseball America*
- 2021 Boston's No. 10 prospect, per *Baseball America*
- 2020 Boston's No. 7 prospect, per *Baseball America*
- 2019 Boston's Minor League Pitcher of the Year
- 2019 MiLB.com Organization All-Star
- 2019 South Atlantic League All-Star (mid-season)
- 2019 South Atlantic League Pitcher of the Week (May 26)



2019 POSTSEASON

NATIONALS PARK

THE COMMUNITY

FRONT OFFICE

EXECUTIVES & OWNERSHIP

MANAGER & COACHING STAFF

PLAYERS

2022 IN REVIEW

HISTORY & RECORDS

SCOUTING, RESEARCH & PLAYER DEV.

MEDIA



#51 JORDAN WEEMS

📷 jordanbweems

RHP



BORN / 2023 OPENING DAY AGE **BATS / THROWS**
 11/7/92 Columbus, Ga. / 30 Left / Right

MLB SERVICE / OPTIONS USED **HEIGHT / WEIGHT**
 1.108 / 2 of 3 6'4" / 212

ROUND / SCHOOL **SIGNING SCOUT**
 3rd Rd., 2011 Tim Hyers (BOS)
 Columbus (GA) High School

ACQUIRED
 Signed as a Minor League free agent, Feb. 27, 2022.

WEEMS CAREER RECORD / UPDATED STATS

Research Tool

BASEBALL REFERENCE

savant

FAN GRAPHS

YEAR	CLUB	W	L	ERA	G	GS	CG	SHO	SV	IP	H	R	ER	HR	HB	BB	SO	SO/9	WP	BK	BAA
2011	GCL Red Sox									DID NOT PITCH / Position Player											
2012	Greenville									DID NOT PITCH / Position Player											
2013	Greenville									DID NOT PITCH / Position Player											
2014	Greenville									DID NOT PITCH / Position Player											
	Salem									DID NOT PITCH / Position Player											
2015	Salem									DID NOT PITCH / Position Player											
	Portland									DID NOT PITCH / Position Player											
2016	GCL Red Sox	1	0	1.06	8	0	0	0	0	17.0	6	2	2	0	1	4	10	5.3	1	0	.115
	Lowell	2	0	6.32	11	0	0	0	1	15.2	19	12	11	2	0	8	20	11.5	7	0	.302
2017	Salem	6	2	4.93	19	1	0	0	1	42.0	38	28	23	5	4	22	36	7.7	7	0	.250
	Greenville	0	0	0.93	4	0	0	0	0	9.2	6	1	1	0	0	3	10	9.3	2	0	.176
	GCL Red Sox	0	0	0.00	1	0	0	0	0	1.0	2	0	0	0	0	0	0	0.0	0	0	.500
2018	Salem	0	0	0.68	7	0	0	0	0	13.2	3	1	1	0	0	8	17	11.5	1	0	.073
	Pawtucket	0	0	5.40	2	0	0	0	0	3.2	3	2	2	1	0	4	1	2.7	0	0	.250
	Portland	4	3	4.04	34	0	0	0	5	42.2	44	28	19	3	3	22	45	9.6	4	0	.275
2019	Pawtucket	0	1	6.17	8	1	0	0	0	11.2	14	9	8	1	0	6	14	10.8	3	0	.326
	Portland	0	2	3.89	33	0	0	0	8	44.0	40	23	19	1	1	27	55	11.3	4	0	.244
2020	Oakland	0	0	3.21	9	0	0	0	0	14.0	10	5	5	1	0	7	18	11.6	2	0	.200
2021	Arizona	0	1	47.25	2	0	0	0	0	1.2	4	7	7	1	1	3	3	20.3	1	0	.500
	Oakland	0	0	6.23	5	0	0	0	0	4.2	2	3	3	1	0	3	4	8.3	0	0	.133
	Las Vegas	0	2	7.36	15	0	0	0	1	14.2	17	12	12	6	2	6	17	10.4	1	0	.293
	Reno	1	1	7.24	15	0	0	0	0	13.2	15	11	11	3	0	8	9	5.9	0	0	.294
2022	Rochester	3	2	2.70	33	0	0	0	16	40.0	31	14	12	4	1	12	49	11.0	1	0	.215
	Washington	0	1	5.22	32	0	0	0	0	39.2	35	24	23	7	0	12	41	9.3	4	1	.230
MLB TOTALS		0	2	5.76	48	0	0	0	0	59.1	51	39	38	10	1	25	66	10.0	7	1	227
MINORS TOTALS		17	13	4.06	190	2	0	0	32	268.1	238	143	121	26	12	130	283	9.5	31	0	.243

2020 POSTSEASON

RD.	CLUB	OPP.	W	L	ERA	G	GS	CG	SHO	GF	SV	IP	H	R	ER	HR	HB	BB	SO	WP	BK	BAA
ALDS	OAK	vs. HOU	0	0	INF	1	0	0	0	0	0	0.0	2	2	2	0	0	1	0	0	0	1.000
TOTALS			0	0	INF	1	0	0	0	0	0	0.0	2	2	2	0	0	1	0	0	0	1.000

CAREER

Tall, hard-throwing reliever returns for his second season with the Nationals...Was originally selected by Boston in the third round of the 2011 First-Year Player Draft as a catcher but made his Major League debut with Oakland in 2020 as a pitcher... Logged a 3.21 ERA (5 ER/14.0 IP) in nine relief appearances with the A's in his debut season...Had a .207 career average with three home runs and 81 RBI in 305 games over five and a half seasons when he transitioned to a pitcher midway through the 2016 season.

2022

Had his contract selected on May 31 and enjoyed four Major League stints...Finished his season strong, posting 3.00 ERA (5 ER/15.0 IP) with 17 strikeouts, two walks and a .182 opponents' average (10-for-55) in final 11 games after being recalled on Sept. 8...Issued two walks in his final 16 games (0.77 BB/9.0 IP) after 10 walks in first 16 G (5.51 BB/9.0 IP)...Tossed season high 2.1 innings of relief twice, Aug. 6 at Philadelphia and Sept. 20 at Atlanta...Led Washington's system with a career-high 16 saves in 33 games with Triple-A Rochester...**2022 Pitch Mix:** 4-Seam (63.8%) Slider (24%) Changeup (9.2%) Curveball (3%).

2021

Began the season in Oakland's system, starting in Triple-A Las Vegas...Pitched in five games with Oakland posting a 6.23 ERA...Was designated for assignment on July 3, 2021 and signed by Arizona two days later, July 5...Made first Diamondbacks appearance on July 8, taking a loss against Colorado...Second and final appearance with Arizona on July 10...Allowed five runs on three hits with two walks...Lone out came via a strikeout...Optioned to Triple-A Reno on July 12 and would not return to the Major Leagues...Appeared in 15 games posting a 1-1 record with a 7.24 ERA (11 ER/13.2 IP)... **2021 Pitch Mix:** 4-Seam Fastball (59.7%) Slider (29.9%) Changeup (9.7%) Curveball (0.7%).

AWARDS AND HONORS

2021..... Oakland's No. 15 prospect, per *Baseball America*

#32 TREVOR WILLIAMS

MeLlamoTrevor

@MeLlamoTrevor

RHP



BORN / 2023 OPENING DAY AGE **BATS / THROWS**
 4/25/92 San Diego, Calif. / 30 Right / Right

MLB SERVICE / OPTIONS USED **HEIGHT / WEIGHT**
 6.027 / 0 of 3 6'3" / 231

ROUND / SCHOOL **SIGNING SCOUT**
 2nd Rd., 2013 Scott Stanley (MIA)
 Arizona State University

ACQUIRED
 Signed as a Major League free agent, Dec. 10, 2022.

WILLIAMS CAREER RECORD / UPDATED STATS

YEAR	CLUB	W	L	ERA	G	GS	CG	SHO	SV	IP	H	R	ER	HR	HB	BB	SO	SO/9	WP	BK	AVG
2013	GCL Marlins	0	0	4.50	1	1	0	0	0	2.0	3	2	1	0	0	0	1	4.5	0	0	.300
	Batavia	0	2	2.48	10	10	0	0	0	29.0	26	13	8	0	1	8	20	6.2	0	0	.228
	Greensboro	0	0	0.00	1	1	0	0	0	3.0	2	0	0	0	0	0	3	9.0	0	0	.182
2014	Jupiter	8	6	2.79	23	23	0	0	0	129.0	138	49	40	5	0	29	90	6.3	4	0	.277
	Jacksonville	0	1	6.00	3	3	0	0	0	15.0	22	12	10	0	0	6	14	8.4	0	0	.344
2015	Jacksonville	7	8	4.00	22	21	0	0	0	117.0	126	53	52	9	1	36	88	6.8	3	0	.275
	New Orleans	0	2	2.57	3	3	0	0	0	14.0	15	5	4	0	1	7	13	8.4	1	0	.268
2016	Bradenton	1	0	0.00	1	1	0	0	0	5.0	4	0	0	0	0	0	4	7.2	0	0	.235
	Indianapolis	9	6	2.53	20	19	0	0	0	110.1	103	43	31	5	4	30	74	6.0	2	1	.249
	Pittsburgh	1	1	7.82	7	1	0	0	0	12.2	19	13	11	4	0	5	11	7.8	0	0	.339
2017	Pittsburgh	7	9	4.07	31	25	0	0	0	150.1	145	73	68	14	9	52	117	7.0	2	0	.255
2018	Pittsburgh	14	10	3.11	31	31	1	1	0	170.2	146	64	59	15	4	55	126	6.6	4	0	.231
2019	Pittsburgh	7	9	5.38	26	26	0	0	0	145.2	162	93	87	27	7	44	113	7.0	2	0	.284
	Indianapolis*	0	1	6.00	1	1	0	0	0	3.0	4	2	2	0	0	1	5	15.0	0	0	.308
2020	Pittsburgh	2	8	6.18	11	11	0	0	0	55.1	66	42	38	15	4	21	49	8.0	1	0	.296
2021	Chicago (NL)	4	2	5.06	13	12	0	0	0	58.2	68	37	33	10	2	22	61	9.4	0	0	.286
	Iowa*	1	0	0.00	2	2	0	0	0	7.0	2	1	0	0	1	1	5	6.4	0	0	.087
	Syracuse*	1	0	2.25	2	2	0	0	0	12.0	9	3	3	1	1	2	10	7.5	0	0	.205
	New York (NL)	0	0	3.06	10	3	0	0	0	32.1	37	14	11	1	1	9	29	8.1	0	0	.289
2022	New York (NL)	3	5	3.21	30	9	0	0	1	89.2	87	34	32	12	4	23	84	8.4	1	0	.253
MLB TOTALS		38	44	4.27	159	118	1	1	1	715.1	730	370	339	98	31	231	590	7.4	10	0	.264
MINORS TOTALS		27	26	3.04	89	87	0	0	0	446.1	454	183	151	20	9	120	327	6.6	10	1	.263

* - Rehab assignment

CAREER

Veteran right-hander signed a two-year contract with the Nationals in Dec. 2022... From 2018-21, Williams was exclusively a starter, but he transitioned to a versatile swingman in 2021 and 2022... He is 35-41 with a 4.33 ERA in 118 career starts and 3-3 with a 3.84 ERA in 41 relief outings... Was a second-round pick of the Miami Marlins in 2013 but was traded to Pittsburgh in 2015 while pitching in the Arizona Fall League.

2022

In his second season with the Mets, went 3-5 with a 3.21 ERA in 30 games (nine starts)... Went 2-4 with a 4.19 ERA in nine starts and 1-1 with one save and a 2.47 ERA in 21 relief appearances... Tossed a career-high and team-best 25.1 consecutive scoreless innings from July 7 to Sept. 4... Was tied for the sixth-longest streak in MLB (4th in NL) in 2022... He went 3-1 with a 2.01 ERA in 13 games (three starts) against the NL East Recorded his first career save on July 14 at Chicago (NL), pitching the final three innings (3 H, 4 SO) of the 8-0 win... **2022 Pitch Mix:** 4-Seam Fastball (52.8%) Changeup (13.1%) Sinker (12.6%) Slider (11.7%) Curveball (9.7%)

2021

Began the season with the Cubs before being acquired along with shortstop Javier Báez... Posted a 3.06 ERA in 10 appearances (three starts) with the Mets... Did not surrender a home run in his first eight games with the Mets, becoming the ninth pitcher in franchise history to accomplish that feat (min. 20.0 IP).

AWARDS AND HONORS

- 2017..... *Baseball America* Major League All-Rookie Team
- 2017..... Pittsburgh's No. 14 prospect, per *Baseball America*
- 2016..... Pittsburgh's No. 23 prospect, per *Baseball America*
- 2015..... Arizona Fall League Rising Star
- 2015..... Miami's No. 8 prospect, per *Baseball America*
- 2014..... Florida State League All-Star (mid-season)
- 2014..... Miami's No. 11 prospect, per *Baseball America*



2020

Went 2-8 with a 6.18 ERA in 11 starts in his fifth and final season with the Pirates.

2019

Endured a month-long stint on the Injured List with a right side strain.

2018

Put together the best season of his career, finishing seventh in the National League in ERA...Was the only pitcher to make 10 starts of at least 6.0 innings without allowing a run (Justin Verlander, 2nd with 9)...His 1.38 ERA after the All-Star break was second-lowest among all starting pitchers behind Tampa Bay's Blake Snell (1.17)...Recorded a then-career-high 21.0 scoreless innings streak from July 11 to Aug. 5 and a 20.2 scoreless innings streak from Aug. 22 to Sept. 10...Was credited with his first career shutout in a rain-shortened 7-0 win at Cleveland on July 23 (6.0 IP).

2017

Made his first career Opening Day roster and took part in his first full Major League season...Ranked third among National League pitchers (min. 150.0 IP) with 0.84 HR/9.0 innings...Ranked first in ERA (4.07), fourth in innings (150.1) and fourth in strikeouts (117) among National League rookies with at least 100.0 innings...Threw a career-high 114 pitches in a career-high 8.0 scoreless innings on August 23 vs. Los Angeles (NL)...Faced off against Rich Hill, who took a perfect game into the ninth inning and lost his no-hit bid on Josh Harrison's walk-off homer in the 10th inning.

2016

Made his Major League debut on Sept. 7 vs. St. Louis...Earned the win after allowing one run (unearned) in 3.0 innings of relief...Was the MVP of Triple-A Indianapolis after going 9-6 with a 2.53 ERA in 20 games (19 starts).

2013-15

Began his career in Miami's system before being acquired by the Pirates during the 2015 Arizona Fall League season...Was a Florida State League All-Star in 2014.

PERSONAL

Trevor Anthony Williams...Graduated from Rancho Bernardo High School in San Diego, Calif. and attended Arizona State University...Was first-team All-PAC 12 as a sophomore...Is the co-founder of Project 34 (projectthirtyfour.com), a non-profit that assists with the purchasing of otherwise-inaccessible medical equipment and assistive devices for spinal cord injury patients...The organization also provides grants to individuals to help them afford physical therapy for optimal function...Wore the uniform number 34 during his last three seasons in Pittsburgh (2018-2020) to honor his college teammate Cory Hahn, who wore #34 at Arizona State and was paralyzed from the chest down in his third collegiate game...Has four kids...Is an avid reader of science fiction...Is a big Star Wars fan.

TRANSACTIONS

2013..... Selected by Miami in the second round of First-Year Player Draft.

2015..... Acquired by Pittsburgh in exchange for right-handed pitcher Richard Mitchell, Oct. 24, 2015.

2021..... Signed with Chicago (NL) as a Major League free agent, Feb. 5.

2021..... Acquired by New York (NL) with infielder Javier Báez and cash considerations in exchange for outfielder Pete Crow-Armstrong, July 30.

2022..... Signed with Washington as a Major League free agent, Dec. 10.





NATIONALS MEDICAL TEAM



Dr. Robin West



Harvey Sharman



Dennis Cullen, MD



Bruce Thomas, MD

DR. ROBIN WEST

West is a board-certified orthopedic and sports medicine surgeon. As President of Inova's Musculoskeletal Service Line and Chairman of Inova Sports Medicine, West directs the clinical, strategic, administrative and academic affairs of the world-class, comprehensive programs. West previously served as a team physician for the Pittsburgh Steelers, University of Pittsburgh and Carnegie Mellon University. She is a Professor of Medical Education at UVA School of Medicine, an Associate Professor at Georgetown University Medical Center and the Uniformed Services University of the Health Sciences. West serves or has served on the board of directors of the NFL Team Physician's Society, the NFL Combine Medical Committee, the American Orthopedic Society for Sports Medicine (AOSSM) and the editorial board of Orthopedics Today. She is an active member in the NFL and MLB Physicians' Societies, American Academy of Orthopedic Surgeons (AAOS), Arthroscopy Association of North America (AANA), and AOSSM. A native of Southern California, West is an outdoors enthusiast and lives in Northern Virginia with her husband, daughters and two dogs.

Lead Team Physician

HARVEY SHARMAN

Sharman, a physiotherapist, enters his seventh season with the Nationals. Sharman came to Washington after 15 years with the Leeds United Football Club in the UK, the final eight as the organization's Director of Sports Medicine/Science. Sharman began with Leeds as an assistant physiotherapist, but evolved into the head of the organization's medical department. During his time with Leeds, Sharman focused on movement dysfunction and, subsequently, the development of injury-prevention strategies. With Leeds, Sharman oversaw an injury reduction of over 50 percent, including a significant drop in soft-tissue injuries (muscular/ligament/tendon injuries).

Executive Director, Medical Services

DENNIS CULLEN, MD

Entering his 17th season as the Washington Nationals Team Physician and Head Internist, Dr. Dennis Cullen is a native Washingtonian who attended Georgetown Prep and Bucknell University. He is a graduate of Georgetown University Medical School and did his post-graduate medical training in Internal Medicine at Dartmouth/Mary Hitchcock Medical Center and Georgetown University Medical Center. Cullen is Board Certified in Internal Medicine. He served as Chief Medical Officer of the Drug Enforcement Administration and subsequently enjoyed a four-year tenure with the National Health Service in rural West Virginia. He is currently in Private Practice in Bethesda, Md., where he practices with his brother and son — Dr. Edward T. Cullen and Dr. Conor Cullen — and Dr. Charles Umosella. Dr. Cullen maintain active privileges at Sibley Memorial Hospital in Washington, DC.

Team Physician & Head Internist

BRUCE THOMAS, MD

Dr. Bruce Thomas enters his 19th season with the Washington Nationals. Thomas joined the franchise when he was hired by the Montreal Expos in 2003 after spending the previous nine years with the Florida Marlins, where he earned a World Series ring in 1997. A board-certified physician in both Sports Medicine and Family Practice, he has served in various roles for Major League Baseball, including the 2006 and 2009 World Baseball Classics. In November of 2012, Thomas worked as the MLB Venue Physician for the WBC Qualifier in Taiwan. Thomas is also the Medical Director of the Ladies Professional Golf Association (LPGA). Thomas is a graduate of Tulane University, where he lettered in baseball for the Green Wave.

Team Physician, Minor League & Florida Operations


NATIONALS MEDICAL TEAM



Paul Lessard



Dale Gilbert



Jon Kotredes

PAUL LESSARD

Lessard returns for his eighth season with the Nationals and is entering his 26th year of experience as a Head Athletic Trainer in the Major Leagues.... Washington is Lessard's fourth Major League organization, having worked with the Arizona Diamondbacks (1998-2005) and Boston Red Sox (2006-2009) in addition to the Cincinnati Reds (2010-2015)...He has been selected to represent the National League at the MLB All-Star Game three times (2012, 2015, 2018)...Lessard, a 1986 graduate of Northeastern University, spent 10 years as an athletic trainer for Boston University (1988-94) and the College of Holy Cross (1994-97)...Before he was hired by BU, he spent two summers as Assistant Athletic Trainer for the NFL's Atlanta Falcons (1985-86) and two seasons with the New York Yankees' Single-A Ft. Lauderdale (1987-88). Lessard, and his wife Lisa, reside in Charlotte, N.C...They have three daughters: Nicole, Grace and Anne, and their granddaughter Natalie.

Director, Athletic Training

DALE GILBERT

Gilbert enters his eighth season with the Nationals...He came to D.C. after five seasons with the Texas Rangers, the final four as the club's medical coordinator...Gilbert originally joined the Rangers as the organization's rehab coordinator in 2011...Before heading to Texas, Gilbert spent eight seasons with the Kansas City Royals (2003-10), where he held the positions of athletic trainer, medical coordinator and rehab coordinator. Gilbert spent six seasons (1997-2002) working as an athletic trainer in the Arizona Diamondbacks organization before joining the Royals...The Montana native earned his degree in exercise science and physical education with a minor in Spanish from Arizona State University. Gilbert resides in Burke, Va. with his wife, Susan, and their daughter, Kiley.


Head Athletic Trainer

JON KOTREDES


Kotredes enters his second season as Assistant Athletic Trainer at the Major League level...He moved to his current role after spending the previous eight seasons as a trainer as the Minor League medical coordinator...2023 marks his 15th season with the Washington Nationals organization...He spent the 2013 with Double-A Harrisburg, 2011 and 2012 seasons with Single-A Hagerstown and worked the 2009-10 seasons with the Rookie-Level GCL Nationals...Prior to joining the Nationals, he spent three years (2006-08) with San Francisco's organization, all with the Salem-Keizer Volcanoes of the short-season Northwest League...He graduated from the University of Maine in 2005 with a degree in Kinesiology and Physical Education.

Assistant Athletic Trainer

NATIONALS MEDICAL TEAM



Brett Henry



Tony Rogowski



Patrick Panico

BRETT HENRY

Henry is in his 14th season with the Washington Nationals organization, his second as Head Strength and Conditioning Coach at the Major League level...Henry spent the previous five seasons (2017-21), Washington' assistant strength and conditioning coach...Prior to that, Henry served as an affiliate strength and conditioning coach in player development for four seasons at Triple-A Syracuse (2013-2016), preceded by one-year stints at Single-A Potomac (2012), Double-A Harrisburg (2011) and short-season Vermont (2010)...Henry is a Certified Strength and Conditioning Specialist through the NSCA and holds various other professional certifications...A graduate of Corvallis High School in Corvallis, Mont., Henry played two years of collegiate baseball at Spokane Falls Community College...He finished his undergraduate studies at Washington State University where he graduated Magna Cum Laude with a Bachelor of Science degree in exercise science...Henry also earned a master's degree in athlete performance and injury prevention from California University of Pennsylvania...Henry resides at his home in Orlando, Fla., with his wife, Darlene and son, Corbin.

Head Strength & Conditioning Coach

TONY ROGOWSKI

Rogowski is entering his 14th season with the Washington Nationals' organization, his second as Strength and Conditioning Coach at the Major League level...Rogowski enjoyed two stints (2010, 2012-16) as the strength and conditioning coach of the Double-A Harrisburg Senators...He spent the 2011 season with the Single-A Potomac Nationals...Rogowski joined the organization in February 2010 after two seasons (2008-09) as a player in the independent Continental Baseball League and the independent Arizona League...Rogowski graduated from the University of Alabama - Huntsville in 2009, where he was a member of the baseball team and a student assistant coach...He earned a master's degree from California University of Pennsylvania in 2013...Rogowski, his wife, Nicole, and son, Anthony Michael, reside in Loxahatchee, Fla.

Assistant Major League Strength & Conditioning Coach

PATRICK PANICO

Patrick returns for his eighth season in the role of Corrective Exercise Specialist and has been with the Nationals since the start of the 2013 season... He has worked as a massage therapist/strength coach for over 25 years...Panico is the founder of SPORTSFITNYC Integrated Conditioning Specialists in New York City...His professional baseball resume also includes four years in the Arizona Diamondbacks organization as a Minor League strength & conditioning coach...Patrick is a licensed massage therapist, active release technique therapist, certified strength coach and red cord practitioner. In addition, he holds a degree in exercise science from the University of Illinois.

Corrective Exercise Specialist


MEDICAL CONSULTANTS



Dr. Hiram Bagy, D.C.; *Chiropractor*



Frank Jans; *EAP Coordinator*



Dr. Keith Smithson; *Director, Visual Performance*



Dr. Hugo Bonilla, DDS, MS; *Dentist*



Sue Saunders Bouvier, MS, RD; *Nutritionist*

2022 SEASON IN REVIEW



2022 DAY-BY-DAY

GH	Date	at/vs.	OPP	W/L	Score	Record	POS	GB/GA	WP	LP	SAVE	Att.	Total Home
1n	Apr 7		NYM	L	1-5	0-1	T2	-1	T. Megill	P. Corbin		35,052	35,052
2n	Apr 8		NYM	L	3-7	0-2	T4	-2	M. Scherzer	J. Gray		25,677	60,729
3n	Apr 9		NYM	L	0-5	-3	5	-3	C. Bassitt	J. Adon		21,369	82,098
4	Apr 10		NYM	W	4-2	1-3	5	-2	K. Finnegan	T. Williams	T. Rainey	23,158	105,256
5n	Apr 11	at	ATL	W	11-2	2-3	T3	-15	J. Rogers	H. Ynoa		42,263	105,256
6n	Apr 12	at	ATL	L	4-16	2-4	4	-2	B. Eldred	P. Corbin	J. Stephens	31,462	105,256
7	Apr 13	at	ATL	W	3-1	3-4	T3	-2	J. Gray	M. Fried	T. Rainey	31,959	105,256
8n	Apr 14	at	PIT	L	4-9	3-5	T3	-2.5	R. Contreras	J. Adon		9,266	105,256
9n	Apr 15	at	PIT	W	7-2	4-5	T2	-2.5	E. Fedde	M. Keller		13,076	105,256
10n	Apr 16	at	PIT	L	4-6	4-6	4	-2.5	D. Peters	J. Rogers		8,676	105,256
11	Apr 17	at	PIT	L	3-5	4-7	5	-3.5	H. Hembree	S. Cishek	D. Bednar	8,735	105,256
	Apr 18		ARI		**** Postponed ****		T4	-3.5					105,256
12	Apr 19 #1		ARI	W	6-1	5-7	T2		J. Gray	M. Bumgarner		9,261	114,517
13n	Apr 19 #2		ARI	W	1-0	6-7	T2	-3.5	J. Adon	T. Gilbert	T. Rainey	11,720	126,237
14n	Apr 20		ARI	L	2-11	6-8	T2	-3.5	M. Kelly	E. Fedde		15,774	142,011
15	Apr 21		ARI	L	3-4	6-9	4	-4.5	Z. Davies	J. Rogers	M. Melancon	14,424	156,435
16n	Apr 22		SF	L	1-7	6-10	5	-5.5	J. Junis	P. Corbin		23,751	180,186
17	Apr 23		SF	L	2-5	6-11	5	-5.5	A. Wood	A. Sanchez	C. Doval	27,999	207,885
18	Apr 24		SF	L	3-12	6-12	5	-6.5	L. Webb	J. Adon		23,003	233,988
	Apr 25			**** Off Day ****		6-12	5	-7					233,988
19n	Apr 26		MIA	L	2-5	6-13	5	-8	S. Alcántara	J. Gray	A. Bender	12,613	246,601
20n	Apr 27		MIA	L	1-2	6-14	5	-8	P. Lopez	E. Fedde	A. Bender	13,556	259,957
21	Apr 28		MIA	L	2-3	6-15	5	-8.5	T. Rogers	P. Corbin	C. Sulser	12,454	272,411
22n	Apr 29	at	SF	W	14-4	7-15	5	-8.5	A. Sanchez	A. Wood		38,256	272,411
23	Apr 30	at	SF	W	3-2	8-16	5	-8.5	L. Webb	J. Adon		25,241	272,411
24	May 1	at	SF	W	11-5	8-16	5	-8.5	J. Gray	A. Cobb		38,451	272,411
	May 2			**** Off Day ****		8-16	5	-8					272,411
25n	May 3	at	COL	W	10-2	9-16	5	-8.5	E. Fedde	G. Marquez		20,758	272,411
26n	May 4	at	COL	L	2-5	9-17	5	-8.5	A. Gomber	P. Corbin	D. Bard	19,387	272,411
27	May 5	at	COL	L	7-9	9-18	5	-9.5	J. Chacin	A. Sanchez	D. Bard	30,139	272,411
28n	May 6	at	LAA	L	0-3	9-19	5	-10	J. Diaz	J. Adon	R. Iglesias	41,923	272,411
29n	May 7	at	LAA	W	7-3	10-19	5	-10	J. Gray	M. Lorenzen		30,666	272,411
30	May 8	at	LAA	L	4-5	10-20	5	-10	J. Barria	T. Rainey		32,337	272,411
	May 9			**** Off Day ****		10-20	5	-10					272,411
31n	May 10		NYM	L	2-4	10-21	5	-11	C. Carrasco	C. Edwards	E. Diaz	21,955	294,366
32n	May 11		NYM	W	8-3	11-21	5	-10	A. Sanchez	T. Megill		19,715	314,081
33	May 12		NYM	L	1-4	11-22	5	-11	T. Walker	J. Adon		21,213	335,294
34n	May 13		HOU	L	1-6	11-23	5	-11	F. Valdez	J. Gray		18,433	353,727
35n	May 14		HOU	W	15-6	12-23	5	-11	J. Rogers	C. Javier		22,549	376,676
36	May 15		HOU	L	0-8	12-24	5	-11	J. Verlander	P. Corbin		25,915	402,591
37n	May 16		MIA	L	2-8	12-25	5	-11.5	S. Alcántara	A. Sanchez		6,601	402,591
38n	May 17	at	MIA	L	1-5	12-26	5	-12	A. Bender	J. Adon		8,097	402,591
39n	May 18	at	MIA	W	5-4 (10)	13-26	5	-12	T. Rainey	D. Castano	V. Arano	7,566	402,591
	May 19			**** Off Day ****		13-26	5	-12.5					402,591
40n	May 20	at	MIL	L	0-7	13-27	5	-13	E. Lauer	E. Fedde		29,609	402,591
41n	May 21	at	MIL	L	1-5	13-28	5	-13.5	B. Woodruff	P. Corbin	J. Hader	39,837	402,591
42	May 22	at	MIL	W	8-2	14-28	5	-13.5	A. Sanchez	F. Peñaflorida		59,422	462,013
43n	May 23		LAD	L	1-10	14-29	5	-14.5	T. Anderson	J. Adon		22,423	425,014
44n	May 24		LAD	L	4-9	14-30	5	-14.5	W. Buehler	J. Gray		22,418	447,432
45	May 25		LAD	W	1-0	15-30	5	-13.5	E. Fedde	J. Urias	T. Rainey	23,341	470,773
46n	May 26		COL	W	7-3	16-30	5	-13	P. Corbin	G. Marquez		16,264	487,037
	May 27			**** Postponed ****			5	-13.5					487,037
47	May 28 #1		COL	W	13-7	17-30	5	-14	E. Ramirez	A. Gomber		20,294	507,331
48n	May 28 #2		COL	L	2-3	17-31	5	-14	C. Kuhl	K. Finnegan	D. Bard	26,335	533,866
49	May 29		COL	W	6-1	18-31	5	-14	J. Gray	K. Friedland	T. Rainey	25,295	559,091
50n	May 30	at	NYM	L	5-13	18-32	5	-15	C. Holdreman	E. Fedde		22,007	559,091
51n	May 31	at	NYM	L	0-10	18-33	5	-16	T. Williams	P. Corbin		25,263	559,091
52	Jun 1	at	NYM	L	0-5	18-34	5	-17	C. Carrasco	E. Lee		25,417	559,091
53n	Jun 2	at	CIN	L	1-8	18-35	5	-17	G. Ashcraft	J. Adon		12,799	559,091
54n	Jun 3	at	CIN	W	8-5	19-35	5	-16	J. Gray	M. Minor	T. Rainey	19,032	559,091
55	Jun 4	at	CIN	W	10-8	20-35	5	-16	K. Finnegan	H. Strickland		23,128	559,091
56	Jun 5	at	CIN	W	5-4	21-35	5	-16	P. Corbin	L. Castillo	S. Cishek	16,380	559,091
	Jun 6			**** Off Day ****		21-35	5	-16.5					559,091
57n	Jun 7	at	MIA	L	2-12	21-36	5	-16.5	E. Cabrera	J. Adon		7,112	559,091
58n	Jun 8	at	MIA	L	1-2 (10)	21-37	5	-16.5	T. Scott	T. Rainey		7,193	559,091
59n	Jun 9	at	MIA	L	4-7	21-38	5	-17	T. Rogers	S. Strasburg	T. Scott	9,108	559,091
60n	Jun 10		MIL	W	11-5	22-38	5	-17	E. Fedde	A. Ashby		26,111	585,202
61	Jun 11		MIL	W	8-6	23-38	5	-16	P. Corbin	E. Lauer		25,265	610,467
62	Jun 12		MIL	L	1-4	23-39	5	-17	H. Milner	P. Espino	J. Hader	22,549	633,016
63n	Jun 13		ATL	L	5-9	23-40	5	-17.5	D. Lee	E. Ramirez		20,571	653,587
64n	Jun 14		ATL	L	4-10	23-41	5	-18.5	M. Fried	J. Tretault	J. Stephens	24,490	678,077
65n	Jun 15		ATL	L	2-8	23-42	5	-18.5	S. Strider	E. Fedde		21,153	699,230
66n	Jun 16		PHI	L	1-10	23-43	5	-19.5	Z. Wheeler	P. Corbin		19,944	719,174
67	Jun 17 #1		PHI	L	3-5	23-44	5	-19	R. Suarez	J. Adon	B. Hand	15,501	734,675
68n	Jun 17 #2		PHI	L	7-8 (10)	23-45	5	-21	J. Alvarado	S. Cishek		24,785	759,460
69	Jun 18		PHI	L	1-2 (10)	23-46	5	-22	B. Hand	R. Garrett	S. Dominguez	42,730	802,190
70	Jun 19		PHI	L	9-3	24-46	5	-22	J. Tretault	Z. Eflin		32,261	834,451
	Jun 20			**** Off Day ****		24-46	5	-21.5					834,451
71n	Jun 21	at	BAL	W	3-0	25-46	5	-20.5	E. Fedde	J. Lyles	T. Rainey	15,197	834,451
72n	Jun 22	at	BAL	L	0-7 (6)	25-47	5	-20.5	T. Wells	P. Corbin	N. Vespi	12,630	834,451
	Jun 23			**** Off Day ****		25-47	5	-20.5					834,451
73n	Jun 24	at	TEX	W	2-1	26-47	5	-20.5	C. Edwards	D. Santana	T. Rainey	28,854	834,451
74	Jun 25	at	TEX	L	2-3	26-48	5	-21.5	J. Barlow	K. Finnegan		36,183	834,451
75	Jun 26	at	TEX	W	6-4	27-48	5	-20.5	J. Tretault	G. Otto		34,220	834,451
76n	Jun 27		PIT	L	2-3 (10)	28-48	5	-20	C. Edwards	C. Stratton	K. Finnegan	18,213	852,664
77n	Jun 28		PIT	W	3-1	29-48	5	-19	P. Corbin	W. Crowe	T. Rainey	22,575	875,239
78	Jun 29		PIT	L	7-8	29-49	5	-19	C. De Jong	C. Edwards	Y. De Los Santos	19,870	895,109
	Jun 30			**** Off Day ****		29-49	5	-19					895,109
79n	Jul 1		MIA	L	3-6	29-50	5	-20	T. Rogers	J. Gray	T. Scott	23,794	918,903
80	Jul 2		MIA	L	3-5	29-51	5	-20	D. Castano	J. Tretault	T. Scott	19,674	938,577
81	Jul 3		MIA	L	4-7 (10)	29-52	5	-21	T. Scott	C. Edwards	D. Floro	25,385	963,962
82	Jul 4		MIA	L	2-3 (10)	29-53	5	-22	J. Yacabonis	T. Rainey	D. Floro	18,213	989,091
83n	Jul 5	at	PHI	L	0-11	29-54	5	-22	C. Sanchez	P. Espino		20,729	989,091
84n	Jul 6	at	PHI	W	3-2	30-54	5	-22	J. Gray	A. Nola	T. Rainey	22,369	989,091
85	Jul 7	at	PHI	L	3-5	30-55	5	-23	N. Nelson	J. Adon	S. Dominguez	22,104	989,091
86n	Jul 8	at	ATL	L	2-12	30-56	5	-23	C. Morton	E. Fedde		41,725	989,091

2022 DAY-BY-DAY

GH	Date	at/vs.	OPP	W/L	Score	Record	POS	GB/GA	WP	LP	SAVE	Att.	Total Home
87	Jul 9	at	ATL	L	3-4	30-57	5	-24	K. Wright	P. Corbin	A. Minter	40,632	989,091
88	Jul 10	at	ATL	L	3-4 (12)	30-58	5	-24	C. McHugh	J. Weems		32,055	989,091
	Jul 11				**** Off Day ****	30-58	5	-24.5					989,091
	Jul 12		SEA		**** Postponed ****			-24					989,091
89	Jul 13 #1		SEA	L	4-6	30-59	5		C. Flexen	J. Gray	P. Sewald	16,260	1,005,351
90n	Jul 13 #2		SEA	L	1-2	30-60	5	-25.5	T. Milone	E. Fedde	P. Sewald	19,869	1,025,220
91n	Jul 14		ATL	L	4-5	30-61	5	-26.5	K. Wright	A. Sanchez	K. Jansen	25,577	1,050,797
92n	Jul 15		ATL	L	4-8	30-62	5	-27	I. Anderson	P. Corbin	A. Minter	30,409	1,081,206
93	Jul 16		ATL	L	3-6	30-63	5	-28.5	M. Fried	P. Espino	K. Jansen	37,880	1,119,086
94	Jul 17		ATL	W	7-5	31-63	5	-27.5	S. Cishek	S. Strider		26,045	1,145,129
	Jul 18				**** All-star Break ****	31-63	5	-27.5					1,145,129
	Jul 19				**** All-star game at Dodger Stadium ****	31-63	5						1,145,129
	Jul 20				**** All-star Break ****	31-63	5	-27.5					1,145,129
	Jul 21				**** All-star Break ****	31-63	5	-27.5					1,145,129
95n	Jul 22	at	ARI	L	1-10	31-64	5	-27.5	Z. Gallen	P. Corbin		17,819	1,145,129
96n	Jul 23	at	ARI	L	2-7	31-65	5	-27.5	M. Bumgarner	A. Sanchez		37,802	1,145,129
97	Jul 24	at	ARI	W	4-3	32-65	5	-27.5	C. Edwards	J. Mantiply		20,278	1,145,129
98n	Jul 25	at	LAD	W	4-1	33-65	5	-27	A. Machado	T. Gonsoli	K. Finnegan	48,647	1,145,129
99n	Jul 26	at	LAD	W	8-3	34-65	5	-27	E. Ramirez	G. Cleavinger	S. Strider	25,302	1,145,129
100	Jul 27	at	LAD	L	1-7	34-66	5	-28	A. Vesia	P. Corbin		44,229	1,145,129
	Jul 28				**** Off Day ****	34-66	5	-28					1,145,129
101n	Jul 29		STL	L	2-6	34-67	5	-29	M. Mikolas	A. Sanchez		30,170	1,175,299
102n	Jul 30		STL	W	7-6	35-67	5	-29	E. Ramirez	G. Cabrera	K. Finnegan	34,440	1,209,739
103	Jul 31		STL	L	0-5	35-68	5	-30	A. Pallante	J. Gray		28,738	1,238,477
104n	Aug 1		NYM	W	3-7	36-69	5	-30	M. Scherzer	P. Corbin		29,034	1,267,511
105n	Aug 2		NYM	W	5-1	36-69	5	-30	V. Arano	S. Nogosek		29,878	1,297,389
106	Aug 3		NYM	L	5-9	36-70	5	-31	C. Bassitt	A. Sanchez		27,851	1,325,240
107n	Aug 4	at	PHI	L	4-5 (5)	36-71	5	-32	N. Syndergaard	P. Espino		35,393	1,325,240
108n	Aug 5	at	PHI	L	2-7	36-72	5	-32	K. Gibson	J. Gray		22,024	1,325,240
109n	Aug 6	at	PHI	L	5-11	36-73	5	-33.5	R. Suarez	P. Corbin		27,078	1,325,240
110	Aug 7	at	PHI	L	1-13	36-74	5	-34.5	A. Nola	C. Abbott		28,672	1,325,240
111n	Aug 8	at	PHI	L	3-6	36-75	5	-35	K. Thompson	A. Sanchez	R. Wick	30,904	1,325,240
112n	Aug 9	at	CHC	W	6-5	37-75	5	-35.5	K. Finnegan	N. Leiter	C. Edwards	37,193	1,325,240
113	Aug 10	at	CHC	L	2-4	37-76	5	-36.5	M. Rucker	S. Cishek	R. Wick	29,019	1,325,240
	Aug 11				**** Off Day ****	37-76	5	-36.5					1,325,240
114n	Aug 12		SD	L	5-10	37-77	5	-36.5	M. Clevinger	C. Abbott		35,390	1,360,630
115n	Aug 13		SD	W	4-3	38-77	5	-36.5	K. Finnegan	Y. Darvish	C. Edwards	33,661	1,394,291
116	Aug 14		SD	L	0-6	38-78	5	-37.5	B. Snell	P. Espino		27,498	1,421,789
117n	Aug 15		CHC	W	5-4	39-78	5	-36.5	C. Edwards	B. Hughes	K. Finnegan	25,467	1,447,256
118n	Aug 16		CHC	L	5-7 (1)	39-79	5	-37.5	B. Hughes	M. Leiter		34,715	1,475,918
119	Aug 17		CHC	L	2-3	39-80	5	-37.5	E. Uelmen	J. McGee	R. Wick	28,302	1,501,920
120n	Aug 18	at	SD	W	3-1	40-80	5	-36.5	C. Edwards	Y. Darvish	K. Finnegan	41,820	1,501,920
121n	Aug 19	at	SD	W	6-3	41-80	5	-36.5	E. Ramirez	J. Hader	K. Finnegan	39,474	1,501,920
122n	Aug 20	at	SD	L	1-2	41-81	5	-37	A. Morejon	S. Cishek	L. Garcia	42,529	1,501,920
123	Aug 21	at	SD	L	1-2	41-82	5	-38	S. Manaea	P. Corbin	N. Martinez	37,040	1,501,920
	Aug 22				**** Off Day ****	41-82	5	-37.5					1,501,920
124n	Aug 23	at	SEA	L	2-4	42-83	5	-37.5	R. Ray	E. Fedde	P. Sewald	38,254	1,501,920
125	Aug 24	at	SEA	W	3-1	42-83	5	-37.5	K. Finnegan	P. Sewald		21,035	1,501,920
	Aug 25				**** Off Day ****	42-83	5	-37.5					1,501,920
126n	Aug 26		CIN	L	3-7	42-84	5	-38.5	M. Minor	C. Cavalli		31,256	1,533,176
127n	Aug 27		CIN	L	2-6	42-85	5	-39.5	I. Gibaut	P. Espino	A. Diaz	30,325	1,563,501
128	Aug 28		CIN	W	3-2	43-85	5	-38.5	P. Corbin	N. Lodolo	K. Finnegan	31,411	1,594,912
	Aug 29				**** Off Day ****	43-85	5	-38.5					1,594,912
129n	Aug 30		OAK	L	6-10	43-86	5	-38.5	C. Irvin	E. Fedde		26,321	1,621,233
130n	Sep 1		OAK	W	5-1	44-86	5	-38.5	A. Sanchez	J. Kaprielian		26,416	1,647,649
131	Sep 1		OAK	W	7-5 (10)	45-86	5	-38.5	H. Harvey	N. Ruiz		26,827	1,674,526
132n	Sep 2	at	NYM	L	3-7	45-87	5	-39.5	M. Givens	J. Gray		33,630	1,674,526
133n	Sep 3	at	NYM	W	7-1	46-87	5	-38.5	P. Corbin	A. Ottavino		33,509	1,674,526
134	Sep 4	at	NYM	W	7-1	47-87	5	-37.5	E. Fedde	C. Carrasco		31,771	1,674,526
135	Sep 5	at	STL	W	6-0	48-87	5	-37	A. Sanchez	J. Flaherty	M. Thompson	47,779	1,674,526
136n	Sep 6	at	STL	L	1-4	48-88	5	-37	J. Quintana	P. Espino	R. Helsley	37,629	1,674,526
137n	Sep 7	at	STL	L	5-6	48-89	5	-36.5	J. Woodford	K. Finnegan		34,715	1,674,526
138	Sep 8	at	STL	W	11-6	49-89	5	-38	M. Thompson	A. Pallante		40,437	1,674,526
139n	Sep 9	at	PHI	L	3-5	49-90	5	-38.5	N. Syndergaard	P. Corbin	N. Nelson	22,304	1,674,526
140n	Sep 10	at	PHI	L	5-8	49-91	5	-39	R. Suarez	E. Fedde		37,185	1,674,526
141	Sep 11	at	PHI	L	5-7	49-92	5	-40	J. Alvarado	K. Finnegan	D. Robertson	23,802	1,674,526
	Sep 12				**** Off Day ****	49-92	5	-39.5					1,674,526
142n	Sep 13		BAL	L	3-4	49-93	5	-39.5	D. Kremer	H. Harvey	F. Bautista	31,679	1,706,205
143n	Sep 14		BAL	L	2-6	49-94	5	-39.5	A. Voth	M. Thompson		32,497	1,738,702
	Sep 15				**** Off Day ****	49-94	5	-40					1,738,702
144n	Sep 16		MIA	W	5-4	50-94	5	-40	C. Edwards	C. Sulser	K. Finnegan	24,931	1,763,633
145	Sep 17		MIA	W	5-3	51-94	5	-40	H. Harvey	J. Brigham	K. Finnegan	34,179	1,797,812
146	Sep 18		MIA	L	1-3	51-95	5	-41	S. Alcantara	A. Sanchez		31,638	1,829,450
147n	Sep 19	at	ATL	L	2-5	51-96	5	-42	K. Wright	C. Abbott	K. Jansen	33,445	1,829,450
148n	Sep 20	at	ATL	L	2-5	51-97	5	-43	C. Morton	E. Ramirez	K. Jansen	40,224	1,829,450
149	Sep 21	at	ATL	W	3-2	52-97	5	-42	A. Machado	J. Chavez	K. Finnegan	37,240	1,829,450
	Sep 22				**** Off Day ****	52-97	5	-43					1,829,450
150n	Sep 23	at	MIA	L	2-5	52-98	5	-43	B. Garrett	J. Gray	D. Floro	12,240	1,829,450
151n	Sep 24	at	MIA	L	1-4	52-99	5	-43	S. Alcantara	E. Fedde	D. Floro	16,099	1,829,450
152	Sep 25	at	MIA	W	6-1	53-99	5	-43	A. Sanchez	E. Cabrera		13,042	1,829,450
153n	Sep 26	at	ATL	L	0-8	53-100	5	-43.5	B. Elder	C. Abbott		24,684	1,854,134
154n	Sep 27	at	ATL	L	2-8	53-101	5	-43.5	C. McHugh	P. Espino		23,281	1,877,415
155n	Sep 28	at	ATL	W	3-2 (10)	54-101	5	-43.5	K. Finnegan	J. Stephens		24,876	1,902,291
	Sep 29				**** Off Day ****	54-101	5	-43.5					1,902,291
156	Sep 30 #1		PHI	**** Postponed ****	1-5	54-102	5	-43.5	B. Falter	E. Fedde		24,682	1,926,975
157	Oct 1 #1		PHI	W	13-4	55-102	5	-44	A. Sanchez	K. Gibson		29,808	1,956,781
158n	Oct 1 #2		PHI	L	2-8	55-103	5	-44	N. Syndergaard	T. Romero	C. Sanchez	36,841	1,993,622
159	Oct 2		PHI	L	1-8 (6)	55-104	5	-45	Z. Wheeler	P. Corbin		32,779	2,026,401
	Oct 3	at	NYM	**** Postponed ****				-44.5					2,026,401
160n	Oct 4 #1	at	NYM	L	2-4	55-105	5	-46	A. Ottavino	C. Abbott	E. Diaz	0	2,026,401
161n	Oct 4 #2	at	NYM	L									

NATIONALS NEWS

THE 2022 SEASON

The Washington Nationals completed their 18th season of baseball in Washington, D.C. with a 55-107 (.340) record in 2022... It was Washington's third consecutive sub-.500 record, the first time since 2009-2011 that the Nationals finished under .500 in three straight seasons.

MIKE RIZZO

Nationals President of Baseball Operations and General Manager **Mike Rizzo** completed his 14th season as the head of Washington's baseball operation and his 39th season in professional baseball in 2022...Under Rizzo's leadership, the Nationals won a World Series in 2019, earned four National League East titles (2012, 2014, 2016, 2017) and one Wild Card berth (2019).

- The Nationals are 1,084-1,081 (.501) since the start of the 2009 season when Rizzo took over Washington's baseball operations...That is the 13th-best record in Major League Baseball over the last 14 seasons.

DAVE MARTINEZ

Dave Martinez completed his fifth season as the manager of the Washington Nationals in 2022 after being named the seventh field manager in team history on Oct. 30, 2017...In his five seasons in Washington, Martinez has led the club through a steady, unwavering approach, consistent strategy and never-ending positivity and support for players...That includes an improbable run to the 2019 World Series Championship.

- Martinez is the longest-tenured manager (708 games) and has the most managerial wins (321) in Nationals history (2005-pres.).

PLAYER OF THE YEAR AWARDS

The following players were named Washington's 2022 award winners as voted on by members of the Washington, D.C. media:

- Player of the Year - **Lane Thomas** led the final roster of Nationals with 17 home runs and a .404 slugging percentage while setting career marks in nearly every offensive category...On June 3 at Cincinnati, Thomas recorded the seventh three-home run game in Nationals history (2005-pres.)...From July 23 through Sept. 11, Thomas ranked 10th in the National League with a .311 batting average and ranked in the top 20 in the NL in hits (T11th, 50), doubles (T13th, 11), on-base percentage (T14th, .364), OPS (14th, .867) and slugging percentage (18th, .503) in 44 games over this stretch.
- Pitcher of the Year - **Erasmo Ramirez** led Washington's bullpen with a 2.46 ERA as a reliever...His 80.1 innings pitched led all National League relievers (2nd in MLB) while his 27.3% inherited runners scored ranked fifth in the National League... Ramirez posted team-best scoreless innings streaks of 18.0 innings (Aug. 12 – Sept. 11) and 16.0 (July 17 – Aug. 9) this season...His 18.0 scoreless innings streak was the eighth-longest streak by a National League reliever this season.
- Good Guy Award - **Nelson Cruz** earned the Good Guy Award, presented to a player for his always-professional dealings with members of the media, his work in the community and for representing the Nationals organization with class both on and off the field.

TRADE DEADLINE AND AFTER

The Washington Nationals acquired shortstop **CJ Abrams**, left-handed pitcher **MacKenzie Gore**, outfielder **Robert Hassell III**, right-handed pitcher **Jarlin Susana**, first baseman/designated hitter **Luke Voit** and outfielder **James Wood** from the San Diego Padres in exchange for first baseman **Josh Bell** and outfielder **Juan Soto** at the 2022 Trade Deadline.

- Washington's best stretch of the season came shortly after this deal...The Nationals went 13-14 (.481) from Aug. 9 through Sept. 8.
- The Nationals ranked fourth in Major League Baseball (2nd in NL) with 86 runs scored from Aug. 30 to Sept. 17...They trailed only the Los Angeles Dodgers (95) among National League clubs over this stretch...Washington paced MLB in batting average (.286) and ranked in OPS (2nd, .796), on-base percentage (3rd .338) and slugging percentage (3rd, .458) over that stretch.

MLB DEBUTS

Name	Debut
SS Lucius Fox	4/10 vs. NYM
LHP Evan Lee	6/1 at NYM
RHP Jackson Tetreault	6/14 vs. ATL
1B Joey Meneses	8/2 vs. NYM
RHP Cade Cavalli	8/26 vs. CIN
C Israel Pineda	9/11 at PHI

NATIONALS NEWS

MASHIN' MENESES

On Aug. 2, the Nationals selected the contract of outfielder/first baseman **Joey Meneses**... He made his Major League debut after 10 years in the Minors, Mexican and Japanese professional leagues...From Aug. 2 through the end of the season, the 30-year-old Meneses was not only one of the best rookies but one of the best overall hitters in Major League Baseball.

- His 72 hits through his first 56 games are the most by any rookie through his first 56 games in franchise history (MON/WSH).
- On Aug. 2 vs. New York (NL), Meneses became the first Mexican-born player to homer in his Major League debut.
- From Aug. 9-Aug. 14, he recorded five straight multi-hit games, the longest streak by a Nationals player in 2022 and one of 20 five-plus game multi-hit streaks in MLB this season.
- On Sept. 1 vs. Oakland, he hit the first walk-off home run of the season for Washington, an extra-inning, three-run homer over the out-of-town scoreboard...It was a part of one of his two four-hit games this season.
- Meneses went 7-for-12 (.583) in a three-game series against the Atlanta Braves - the team that originally signed him in 2011 - from Sept. 19-21.

TWO-WAY CJ

CJ Abrams ranked fifth in the National League (1st among NL rookies) with a .314 batting average from Sept. 3 through the end of the season...He recorded six doubles, two triples, seven RBI, one hit by pitch, five stolen bases and 13 runs scored in 28 games over this stretch.

- He also ranked third in the National League with an 8.5% strikeout rate (9 SO/106 PA) from Sept. 3 on.
- From Aug. 15 - his debut with the club - the Nationals ranked fifth in Major League Baseball in opponents' batting average on ground balls (.215 opp. AVG)...From Opening Day through Aug. 14, the Nationals ranked 29th in MLB with a .275 opponents' average on grounders.
- Abrams earned his first career MLB Play of the Week Award for his diving stop on Sept. 9 at Philadelphia...He dove to his right, hopped up and fired the ball to first to take away a hit from **Alec Bohm**.

WHAT A RELIEF

From July 6 through the end of the season, Washington's bullpen ranked sixth in Major League Baseball (3rd in the NL) with a 3.11 ERA...Its 1.17 WHIP ranked third and its .228 opponents' batting average ranked fourth in the National League over this stretch.

- The group finished the season strong, pitching to a 1.26 ERA (8 ER/57.1 IP) with a .215 opponents' average over the last 14 games of the season...The 1.26 ERA was - by far - the best bullpen ERA in baseball over this stretch...The next best bullpen was that of the Chicago Cubs (1.63).
- On the season, the bullpen ranked in the National League in walks per 9.0 innings (5th, 3.32), ERA (6th 3.84), WHIP (7th, 1.28) and strikeout-to-walk ratio (7th, 2.49).

FORMULA FOR SUCCESS

In their 55 wins this season, the Nationals scored 349 runs (6.3 runs/game) and hit .292/.360/.470 as a team...They scored double-digit runs 10 times this season...The pitching staff recorded a 2.66 ERA with a .220 opponents' average in the 55 wins...Washington outscored its opponents 349-159 (+190) in their wins.

- In their 107 losses, the Nationals scored just 254 runs (2.4 runs/game) while hitting .225/.283/.327...The pitchers recorded a 6.28 ERA and a .289 opponents' batting average in losses...The Nationals were outscored 254-696 (-442) in their 107 losses.

MENESES' NL RANKS SINCE AUG. 2

Rk.	Statistic	No.
2nd	OPS	.930
2nd	Average	.324
2nd	Hits	72
3rd	wOBA	.395
3rd	Slugging%	.563
4th	wRC+	156
T4th	Home Runs	13
T5th	Extra Base Hits	27
8th	On-Base%	.367

MENESES' MLB ROOKIE RANKS*

Rk.	Statistic	No.
1st	Average	.324
1st	wOBA	.395
1st	wRC+	156
1st	Slugging%	.563
1st	OPS	.930
4th	On-Base%	.367

* - min. 200 plate appearances

72 HITS & 13 HR IN 1ST 56 GAMES

Rk.	Player	Hits/HR
1.	Ryan Braun (MIL)	80/18
2.	Walt Dropo (BOS)	76/14
3.	Orlando Cepeda (SF)	75/14
4.	Bo Bichette (TOR)	74/13
5.	Jim Greengrass (CIN)	73/13
6.	Del Bissinette (BRO)	73/13
7.	Joey Meneses (WSH)	72/13
8.	Albert Pujols (STL)	72/16

NATIONALS NEWS

HUNTING HEATERS

Washington's offense ranked fourth in Major League Baseball (2nd in NL) with a .278 batting average against fastballs this season...Nationals hitters struck out just 502 times against the fastball, the second-fewest in Major League Baseball behind the Houston Astros (500).

BAT TO BALL SKILLS

Nationals hitters struck out 1,221 times, the fourth-lowest total in all of Major League Baseball behind the Cleveland Guardians (1,122), Houston Astros (1,179) and New York Mets (1,217)...Washington's 20.4% strikeout rate was the third-lowest in the National League (6th in MLB) this season.

NATIONAL LEAGUE ALL-STAR

Juan Soto was selected to the National League roster by Major League Baseball for the 2022 All-Star Game at Dodger Stadium... It was Soto's second consecutive All-Star team after he was a member of the NL roster last season at Coors Field.

- Soto is the second Nationals player to make two All-Star teams before he reached the age of 24, joining **Bryce Harper**... He also became the first NL outfielder since Harper in 2016 to play in two consecutive All-Star Games before turning 24.
- Additionally, Soto participated in the T-Mobile Home Run Derby for the second consecutive year, winning the event.
- Second baseman **Darren Baker** and right-handed pitcher **Cade Cavalli** were selected to represent the Nationals in the SiriusXM All-Star Futures Game...Left-handed pitcher **Jose Ferrer** eventually replaced Cavalli.

DON'T RUN ON RUIZ

Keibert Ruiz ranked second in Major League Baseball with 18 catcher caught stealings behind Philadelphia catcher **J.T. Realmuto** (27).

- Ruiz picked off four runners at first base, tied for the most in Major League Baseball with Colorado's **Elias Díaz** and New York's (AL) **Jose Trevino**...The four pickoffs were tied for the most in a single season in Nationals history (2005-pres.) with **Brian Schneider** in 2005.
- Despite having his season end on Sept. 8, Ruiz ranked among National League catchers in hits (5th, 99), doubles (5th, 22) and extra-base hits (T6th, 29).
- Ruiz hit safely in 14 of his final 19 games, hitting .300 (18-for-60) with four doubles, one homer, six RBI, six walks, one stolen base and seven runs scored during this stretch.

HEY! CARL! GOOD TO SEE YOU!

Carl Edwards Jr. allowed three earned runs in his first outing with Washington on May 10 vs. New York (NL)...He then went on to toss 15.1 innings of scoreless relief across his next 13 outings...He allowed just two hits (.044 opp. AVG) with 14 strikeouts and seven walks along the way.

- Edwards Jr. recorded a career-high six wins and his 62.0 innings pitched were his most since 2017 when he threw 66.1 innings for the Chicago Cubs...His 56 strikeouts were his most since the 2018 season (67).
- Edwards Jr. stranded his first 13 inherited runners to score before allowing his first one to cross the plate on Aug. 18 at Chicago (NL).

THE KID CAN FLAT OUT HIT

Luis García joined the Nationals on June 1 and from that point through the end of the season, he led the Nationals in average (.275), hits (99), doubles (23) and RBI (45)...He was second on the club in extra-base hits (32) and slugging percentage (.408), trailing **Lane Thomas** in both categories.

- García's 23 doubles were tied for 15th in the National League from June 1 through the end.
- In his first 34 games after being called up, García hit .326/.333/.473 with 11 doubles, one triple, two homers, 14 RBI, one walk, one stolen base and 12 runs scored.

NATIONALS NEWS

MINOR LEAGUE AWARDS

The Washington Nationals selected the following players as their 2022 Minor League Award winners:

- Co-Hitters of the Year - **OF Jeremy De La Rosa** and **OF James Wood**
- Pitcher of the Year - **RHP Cade Cavalli**
- Defensive Player of the Year - **INF Jordy Barley**
- Base Runner of the Year - **OF Jacob Young**
- Nationals Way Award - **INF Jake Alu**

CITY CONNECT JERSEY

On March 29, the Washington Nationals revealed the club's cherry-blossom-themed City Connect uniforms...The Nationals were the first of seven clubs participating in this year's Nike MLB City Connect Series.

- Designed in partnership with Nike, the uniform's creative elements weave a powerful connection between the team and the region it represents...The architectural typeface represents the city's strength, while the tonal floral toile is a symbol of its beauty.
- The pink and ivory color palette, which evokes the feeling of spring in D.C., is set against a dark anthracite background... Cherry blossom petals and branches, as well as the city flag, are prominently displayed, showcasing the pride the Nationals have for their hometown.
- The Nationals set an MLB Shop record for best City Connect first hour and first day sales when merchandise was made available on March 30.

2022 SIGNATURE MOMENTS

6.3.22 - LANE THOMAS THREE HOME RUNS - Career day for Thomas

Nationals 8, Reds 5

Lane Thomas became the seventh player in Nationals history to hit three home runs in a game in Washington's victory over the Reds. He started with a two-run homer in the third inning and followed with solo shots in the fifth and seventh. **Josiah Gray** improved his record to 6-4 by allowing one earned run on two hits with nine strikeouts in 6.0 innings of work against the team that drafted him in 2018.

6.17-18.22 - RYAN ZIMMERMAN WEEKEND - Mr. National gets his number 11 retired

In a pregame ceremony on Saturday, June 18, the No. 11 of **Ryan Zimmerman** was retired at Nationals Park. The weekend included events on Friday evening and the welcoming back of several of Zim's former teammates.

7.6.22 - 11 Ks FOR GRAY - Josiah strikes out a career-high

Nationals 3, Phillies 2

Josiah Gray recorded his third career 10+ strikeout game and his second of the 2022 season, striking out a career-high 11 batters in 6.0 innings in the win over Philadelphia. He walked just one batter while allowing two earned runs on four hits. He finished the sixth inning with strikeouts of **Darick Hall** and **J.T. Realmuto** to push his total to a career-high.

7.25-26.22 - SERIES BUSINESS IN LA - The Nationals take two of three from the Dodgers

Nationals 4, Dodgers 1 / Nationals 8, Dodgers 3

In two of their more well-played games of the season, the Nationals took two of three from the team with the best record in baseball. In Game 1, Washington scored four runs in the fifth inning off of **Tony Gonsolin** (2.26 ERA entering game) and the bullpen combined for 5.0 shutout innings to secure the 4-1 win. The Nationals trailed, 3-2, entering the top of the eighth inning in Game 2 and went on to score six runs across the final two innings to earn the 8-3 win. **Luis García's** eighth-inning two-run home run put the Nationals ahead, 4-3.

8.2.22 - TRADE DEADLINE - Uplifting win on an emotional day

Nationals 5, Mets 1

After **Josh Bell** and **Juan Soto** were traded earlier in the day, Washington rallied to the 5-1 win over the New York Mets. **Luis García** and **Yadiel Hernandez** hit back-to-back home runs in the sixth inning to put Washington ahead. **Joey Meneses** made his Major League debut and homered, while **Cory Abbott** tossed 5.0 innings of two-hit, shutout ball.

2022 SIGNATURE MOMENTS

8.13.22 - NELSON 2K - Nelson Cruz records the 2000th hit of his career

Nationals 4, Padres 3

With a single in the eighth inning off **Adrian Morejon**, **Nelson Cruz** recorded the 2,000th hit of his Major League career. In doing so, he became the first player to reach the 2,000-hit mark in a Nationals uniform (2005-pres.), according to the *Elias Sports Bureau*. The Nationals beat the Padres, 4-3, in dramatic, come-from-behind fashion. Trailing 3-0 in the bottom of the sixth inning, **Yadiel Hernandez** (2-run) and **Joey Meneses** (solo) hit back-to-back homers to tie the game. In the seventh inning, **Victor Robles'** RBI-single plated **César Hernández** after the replay determined that catcher **Austin Nola** was in violation of the Home Plate Collision Rule.

8.15.22 - CJ 2 DC - CJ Abrams makes his Washington Nationals debut

Nationals 5, Cubs 4

After reporting to Triple-A Rochester following the trade, **CJ Abrams** was recalled to Washington and started at shortstop against the Cubs. Although he went 0-for-4, Washington beat the Cubs, 5-4, thanks to an eighth-inning, go-ahead solo homer from **Nelson Cruz**.

8.19.22 - CALL ME MAYBE - Ninth inning rally off Josh Hader

Nationals 6, Padres 3

Tied at 3-3 in the top of the ninth inning, **Lane Thomas'** RBI-single put the Nationals ahead by one. On an 0-2 pitch, **Alex Call** hit his first career home run, a two-run blast off All-Star closer **Josh Hader** to put the game out of reach and give the Nationals the series victory over the Padres. Washington's bullpen combined to toss 4.2 innings of one-hit, no walk, shutout ball to secure the victory.

Including their 3-1 win at San Diego the previous night, the Nationals were tied after eight innings, scored in the ninth inning and went on to win both games on the road. According to *Elias Sports Bureau*, that has never happened in Nationals history (2005-pres.). Per *Elias*, the last time the franchise (MON/WSH) did that in consecutive games, both on the road, tied or behind after eight innings, score in the ninth inning and won, was June 13-15, 1990 (3 straight; at PHI, at STL, at STL).

9.1.22 - WALK IT OFF - Joey Meneses gives Washington first walk-off win of the season

Nationals 7, Athletics 5 (10)

Trailing 5-3 entering the bottom of the 10th inning, **Joey Meneses** took a 2-2 offering from **Norge Ruiz** over the out-of-town scoreboard for a three-run, walk-off home run. It was the first walk-off win by the Nationals in 2022 and Meneses' first career walk-off home run. The home run capped a four-hit, four-RBI game for Meneses. **Paolo Espino** allowed one earned run on five hits with six strikeouts and zero walks in 5.0 innings.

9.16.22 - COMEBACK KIDS - Nationals overcome four-run deficit

Nationals 5, Marlins 4

Trailing 4-0 heading into the bottom of the seventh inning, the Nationals plated four runs in the seventh to tie the game. In the eighth inning, **Ildemaro Vargas** laced an RBI-double to center field, plating **Joey Meneses** to give Washington the 5-4 lead. Washington's four-run seventh inning was sparked by Meneses' inside-the-park home run. The Nationals' bullpen combined to toss 4.0 shutout innings with three strikeouts, six hits and zero walks allowed.

9.19-21.22 - HOT BAT IN HOTLANTA - Joey Meneses has seven hits in three-game series

Joey Meneses went 7-for-12 (.583) in a three-game series against the Atlanta Braves - the team that originally signed him as an international free agent in 2011. He opened up the series going 4-for-4 in the first game, his second four-hit game of September. In the final game, Meneses clubbed a seventh-inning go-ahead two-run home run to propel the Nationals to the 3-2 victory and to help Washington avoid the sweep.

9.28.22 - WALK-OFF REDEMPTION - CJ Abrams records first walk-off hit

Nationals 3, Braves 2 (10)

Tied at 3-2 in the bottom of the 10th inning, **CJ Abrams** guided a two-strike pitch from **Jackson Stephens** through the right side, plating **Alex Call** and giving Washington its second walk-off win of the season. It was Abrams' first career walk-off hit. In what turned out to be his final start of the 2022 season, **Josiah Gray** allowed one earned run on two hits with two strikeouts and two walks in 6.0 innings of work. **Kyle Finnegan** earned the win thanks to 2.0 innings of scoreless, one-hit relief.

WALK-OFFS/HOMERS

WALK-OFF WINS (2)

DATE	SCORE	BATTER/RUNNER	ACTION	RBI	PITCHER	INN	OUTS	NOTES
9/1 vs. OAK	W, 7-5 (10)	Meneses/Thomas	HR	3	Norge Ruiz	10th	2	Meneses' 1st career walk-off hit
9/28 vs. ATL	W, 3-2	Abrams/Call	1B	1	Jackson Stephens	10th	1	Abrams 1st career walk-off hit

WALK-OFF HOMERS (1)

DATE	SCORE	BATTER	RBI	PITCHER	INN	OUTS	NOTES
9/1 vs. OAK	W, 7-5 (10)	Joey Meneses	3	Norge Ruiz	10th	2	Meneses' 1st career walk-off homer

BACK-TO-BACK HOME RUNS (6)

DATE	SCORE	BATTERS	PITCHER	INN	OUTS	NOTES
4/12 at ATL	L, 16-4	Juan Soto/Josh Bell	Bryce Elder	6th	2	Soto's 100th career HR.
6/3 at CIN	W, 8-5	Lane Thomas/Juan Soto	Mike Minor	3rd	1	Part of Thomas' 3-homer game
6/10 vs. MIL	W, 11-5	Josh Bell/Keibert Ruiz	Miguel Sánchez	6th	1	Bell's 6th HR...Ruiz's 6th career HR
6/11 vs. MIL	W, 8-6	Juan Soto/Nelson Cruz/Josh Bell	Eric Lauer	5th	1	5th time in WSH history w/3 straight HR
8/2 vs. NYM	W, 5-1	Luis Garcia/Yadiel Hernandez	Stephen Nogosek	6th	1	Uplifting trade deadline day win
8/13 vs. SD	W, 4-3	Yadiel Hernandez/Joey Meneses	Yu Darvish	6th	2	Trailing 3-0 before HRs...2nd one tied game at 3-3

LEADOFF HOME RUNS (3)

DATE	SCORE	BATTER	PITCHER	INN	NOTES
8/30 vs. OAK	L, 10-6	Lane Thomas	Cole Irvin	B1st	Thomas' 3rd career leadoff home run
9/17 vs. MIA	W, 5-3	Lane Thomas	Trevor Rogers	B1st	Thomas' 4th career leadoff home run
9/23 at MIA	L, 5-2	Lane Thomas	Braxton Garrett	T1st	Thomas' 5th career leadoff home run

MULTI-HOMER GAMES (4)

DATE	SCORE	BATTER (NO.)	NOTES
6/3 at CIN	W, 8-5	Lane Thomas (3)	1st career multi-homer game...7th 3-homer game in Nationals history (2005-pres.)
6/4 at CIN	W, 10-8	Juan Soto (2)	12th career multi-homer game
6/17 vs. PHI (G2)	L, 8-7	Josh Bell (2)	7th career multi-homer game
8/9 at CHC	W, 6-5	Keibert Ruiz (2)	1st multi-HR game of his career...First multi-HR game by a Nationals catcher since 9/8/19 (Gomes)

PINCH-HIT HOME RUNS (2)

DATE	SCORE	BATTER/RUNNER	ACTION	RBI	PITCHER	INN	OUTS	NOTES
7/10 at ATL	L, 4-3	Lane Thomas		3	Dylan Lee	6th	2	4th career pinch hit HR and 1st with WSH
8/8 at CHI	L, 6-3	Joey Meneses		2	Brandon Hughes	8th	2	2nd career home run overall

HIGHS AND LOWS

TEAM BATTING

Most At-Bats:	49, at San Francisco, April 29
Most Plate Appearances:	52, at San Francisco, April 29
Most Runs:	14, at San Francisco, April 29
Most Hits:	22, at San Francisco, April 29
Most Doubles:	6, vs. Colorado, May 28
Most Triples:	2, vs. Philadelphia, June 16
Most Home Runs:	5, at Cincinnati, June 3
Most Extra-Base Hits:	7, done 4 times.
Most Total Bases:	53, vs. Milwaukee, June 10
Most Runs Batted In:	14, at San Francisco, April 29
Most Stolen Bases:	4, at Miami, September 25
Most Caught Stealing:	2, 3x, Last: vs. Philadelphia, September 30
Most Walks:	8, at Arizona, July 24
Most Strikeouts:	17, at New York (N.L.), October 4
Most Sac Hits:	2, at Arizona, July 24
Most Sac Flies:	2, 2x, Last: at St. Louis, September 8
Most Hit-By-Pitch:	4, vs. Miami, July 3 (10 innings)
Most Hit-By-Pitch (9-inning games):	2, done 8 times.
Most GDP:	4, at Colorado, May 4

INDIVIDUAL BATTING

Most At-Bats:	6, done 10 times.
Most Plate Appearances:	6, done 20 times.
Most Runs:	4, Joey Meneses, vs. Philadelphia, October 1
Most Hits:	4, 11x, Last: Joey Meneses, at Atlanta, September 19
Most Doubles:	3, Joey Meneses, vs. Oakland, August 30
Most Triples:	1, done 20 times.
Most Home Runs:	3, Lane Thomas, at Cincinnati, June 3
Most Extra-Base Hits:	3, 3x, Last: Luis Garcia, at New York (N.L.), September 3
Most Total Bases:	12, Lane Thomas, at Cincinnati, June 3
Most Runs Batted In:	6, Victor Robles, vs. Colorado, May 28
Most Stolen Bases:	2, 2x, Last: CJ Abrams, at Miami, September 25
Most Caught Stealing:	1, done 31 times.
Most Walks:	4, Juan Soto, at Texas, June 26
Most Strikeouts:	4, done 7 times.
Most Sac Hits:	1, done 20 times.
Most Sac Flies:	1, done 37 times.
Most Hit-By-Pitch:	2, 2x, Last: Ildemaro Vargas, at San Diego, August 20
Most GDP:	2, done 4 times.

TEAM PITCHING

Most Innings Pitched:	11.0, at Atlanta, July 10 (12 innings)
	11.0, vs. Chicago (N.L.), August 16 (11 innings)
Most Hits Allowed:	19, at Atlanta, April 12
Most Batters Faced:	52, at Atlanta, April 12
Most Runs Allowed:	16, at Atlanta, April 12
Most Earned Runs:	15, at Atlanta, April 12
Most Home Runs Allowed:	5, 4x, Last: vs. Philadelphia, October 1
Most Walks Allowed:	9, at Atlanta, April 12
Most Strikeouts:	16, at Philadelphia, July 6
Most Hit-By-Pitch:	3, 3x, Last: vs. Cincinnati, August 26

INDIVIDUAL PITCHING

Most Innings Pitched:	8.0, 2x, Last: 8.0, Patrick Corbin, vs. Pittsburgh, June 28
Most Hits Allowed:	12, 2x, Last: Patrick Corbin, at Philadelphia, September 9
Most Batters Faced:	35, Patrick Corbin, at Colorado, May 4
Most Runs Allowed:	9, 2x, Last: Erick Fedde, at New York (N.L.), October 5
Most Earned Runs:	9, Erick Fedde, at New York (N.L.), October 5
Most Home Runs:	5, Tommy Romero, vs. Philadelphia, October 1
Most Walks:	5, done 6 times.
Most Strikeouts:	12, Patrick Corbin, vs. Pittsburgh, June 28
Most Hit-By-Pitch:	3, Cade Cavalli, vs. Cincinnati, August 26

MISCELLANEOUS TEAM

Longest winning streak	3 games, 4x, Last: September 3 - September 5
Longest losing streak	9 games, 3x, Last: July 7 - July 16
Longest game, innings	12.0, July 10 at Atlanta
Longest game, time (9-inning game)	4 hours, 3 minutes, August 12 vs. San Diego
Longest game, time (extra-inning game)	3 hours, 56 minutes, May 18 at Miami (10 inn.)
Shortest game, time (9-inning game)	2 hours, 18 min., 2x, May 4 at Colorado and Sept. 24 at Miami
Largest Home Crowd	42,730, June 19 vs. Philadelphia
Smallest Home Crowd	9,261, April 19 vs. Arizona (Game 1)
Largest winning margin	10 runs, April 29 at San Francisco (W, 14-4)
Largest losing margin	12 runs, 2x: April 12 at ATL (L, 16-4); Aug. 7 at PHI (L, 13-1)
Largest deficit overcome to win	4 runs, 2x, Last Sept. 16 vs. MIA (Down 4-0 after B6th, W, 5-4)
Largest lead relinquished to lose	4 runs, Sept. 7 at STL (Up 5-1 after T9th, L, 6-5)

HISTORY AND RECORDS

An aerial, black and white photograph of Griffith Stadium in Washington, D.C. The stadium is filled with spectators, and the baseball field is clearly visible. The surrounding urban landscape, including residential buildings and parking lots, is also visible.

Griffith Stadium, located in Northwest D.C., was the home of the American League Washington Senators from 1911-1961. It was host to World Series Games in 1924, 1925 and 1933 as well as two Major League Baseball All-Star Games (1937, 1956). It also served as the home of the Homestead Grays of the Negro League during the 1940s. In 1965, Griffith Stadium was demolished to build the Howard University Hospital. (Photo, taken circa 1960, is courtesy of the National Baseball Hall of Fame and Museum in Cooperstown, New York.)

BASEBALL RETURNS TO THE NATION'S CAPITAL - 2004

On Wednesday, Sept. 29, 2004, Major League Baseball selected the Washington, D.C. proposal as its choice for relocation of the Montreal Expos. Commissioner Allan H. (Bud) Selig made the announcement. Relocation of the club was subject to certain contingencies, including a formal vote of ownership at the next owners' meeting in November and passage of legislation by the District of Columbia Council to provide for financing and construction of a ballpark on the Anacostia River waterfront in Southeast Washington. MLB also provided the United States District Court for the Southern District of Florida the required notice of MLB's intent to move forward with relocating the team.

The D.C. agreement also included financing for the refurbishing of RFK Stadium, where the Washington, D.C. franchise played through the 2007 campaign.

"Washington, D.C., as our nation's capital, is one of the world's most important cities and Major League Baseball is gratified at the skill and perseverance shown by (then) Mayor Anthony Williams throughout this long process," Selig said. "There has been tremendous growth in the Washington, D.C. area over the last 33 years and we in Major League Baseball believe that baseball will be welcomed there and will be a great success."

Selig also said: "I would like to thank the representatives who worked on behalf of Northern Virginia, Norfolk, Va., Las Vegas, Nev., Portland, Ore., Monterrey, Mexico and others for devoting so much time and energy in their attempts to bring a Major League Baseball team to their communities."

At the time, Washington, D.C. was the largest market in the country in terms of population (5.4 million) and television market size (eighth) without a Major League Baseball team.

Even though Washington, D.C. baseball has a long history with the American League, the team plays in the National League East Division, which in fact marks a return to its baseball roots. The first Washington, D.C. franchise joined the National League in 1886 and was part of the NL, except for a two-year hiatus in 1890-91, until the National League contracted Washington and three other franchises in 1900.

But a year later, Ban Johnson organized the American League and included Washington, D.C. as one of its charter franchises. Although the original Senators were mostly mediocre throughout their history, they fielded one of the game's greatest all-time pitchers, Walter "Big Train" Johnson, and made three trips to the World Series, winning it in 1924 in a seven-game series against the New York Giants. In 1925, the Senators lost in seven games to Pittsburgh and lost in five games to the Giants in 1933.

The second incarnation of the Senators came in 1961 in the form of an expansion team. Like its predecessor, the Senators often finished in the second division and had only one winning season in their 11-year history. The Senators moved after the 1971 season and Washington, D.C. was without Major League Baseball until 2005.

THE HISTORY OF BASEBALL IN WASHINGTON, D.C.

When the first professional baseball games were played in the nation's capital, the enduring symbol of freedom in America - the Statue of Liberty - was still two years away from being dedicated. There were 38 states in the Union and what would become the State of Oklahoma had yet to be settled. More than seven decades had passed since Washington, D.C. became the capital of the United States and baseball was quickly evolving into the National Pastime.

A Washington team was admitted to the National League in 1885 and played during the League's 10th professional season in 1886. Washington played 12 years in the National League - 1886-89 and 1892-99 - but was part of a four-team contraction in 1900 as the National League went from 12 franchises to eight.

Later that same year, former Western League president Ban Johnson was organizing a second Major League to compete with the National League and announced plans to include a franchise in the nation's capital. The new league was called the American League and began play in 1901.

This Washington franchise was awarded to James Manning and Detroit businessman Fred Postal. Manning retired later that year and Tom Loftus replaced him as the club's primary executive. The Senators finished in sixth place in 1901 with a 61-72 mark and would eventually be sold to an ownership group including Thomas C. Noyes, Benjamin Minor and Harry Rapley, among others.

The first of two individual tragedies struck the organization in only its third season as the Senators lost a key figure when future Hall of Fame outfielder Ed Delahanty was tragically killed in July 1903, when he was swept over Niagara Falls. Delahanty was the reigning American League batting champion and his sudden death took its toll on the team as the Senators finished the campaign with a 43-94 mark.

Effective for the 1905 campaign, the team name was changed to Nationals. Newspaper accounts used the names Senators and Nationals interchangeably for the next five decades.

While it took 12 years before the Nationals finished a season with a winning record, the signing of 20-year-old pitcher Walter Johnson in 1907 would signify a key moment in the franchise's history. Under first-year manager Clark Griffith, the 1912 Washington club posted a 91-61 mark and ended up in second place, 14 games behind the eventual World Champion Boston Red Sox.

Johnson appeared in a remarkable 50 games that year - 37 as a starter - and went 33-12 with a league-leading 1.39 ERA and 303 strikeouts. The following year he was even better as he led the Nationals to their second consecutive 90-win season. The "Big Train" went 36-7 with 11 shutouts and a 1.14 ERA, which still stands today as one of the lowest ERAs by a starting pitcher in a single season.

In 1912, 40 year-old team president Thomas C. Noyes fell ill to pneumonia and eventually succumbed to the disease. Noyes had been instrumental in the franchise's improvements since he took over and was replaced as team president by Minor, a prominent Washington attorney. Minor, unable to devote the necessary time to the club, subsequently sold the controlling interest to Griffith and Philadelphia businessman William Richardson in 1919.

Following a 75-78 season in 1923, Griffith made a controversial decision by appointing 27-year-old second baseman Stanley "Bucky" Harris as field manager. Harris was the fifth manager in the previous five seasons for the Nationals, but he guided one of the great reversals in baseball history as the Nationals won more games in 1924 than ever before, 92, and captured their first American League pennant.

In the 1924 World Series, the Nationals took on famed manager John McGraw and the New York Giants. The Series was one of the closest in history as four games were decided by a single run, including the deciding Game Seven. On the strength of Walter Johnson's four innings of relief pitching - on two days' rest - and the series-clinching hit by Earl McNeely in the bottom of the 12th inning, the Nationals won their first and only World Series Championship.

United States President Calvin Coolidge, who threw out the ceremonial first pitch on three occasions during the series, paid tribute to the hometown victors immediately following the triumph:

"I have only the heartiest praise to bestow upon the individual players of both teams. Naturally, in Washington, we were pleased to see Walter Johnson finish the final game, pitching for our home team. Everybody was pleased to see him come back at the close of the last game. The three contests I witnessed maintained throughout a high degree of skill, and every evidence of high-class sportsmanship which will bring to every observer an increased respect and confidence in our national game."

The following year, Harris once again led the Nationals to a record regular season finish as they posted 96 wins and clinched a second-straight American League pennant. Their second trip to the World Series was just as close, but this time they came up short in a seven-game series to the Pittsburgh Pirates. The Senators had a 7-6 lead entering the bottom of the eighth in Game Seven, but could not hold it as the Pirates scored three runs in the inning off Johnson and held on to clinch the series victory.

Johnson concluded his amazing 21-year playing career with the Nationals in 1927 with career totals of 417-279, a 2.36 ERA, 3,508 strikeouts and a big league-record 110 shutouts. He was among the first class of inductees into the Baseball Hall of Fame in Cooperstown, N.Y., in 1936.

The "Big Train" was not gone from the Washington scene long, as Griffith brought him back to replace Harris as the Nationals' manager in 1929. Despite posting three straight 90-win seasons, Johnson was removed from his post after the 1932 season and replaced by Joe Cronin, the team's 26-year-old shortstop.

Cronin's first season with the Nationals produced the franchise's best regular season mark ever at 99-53 and its third American League pennant. Washington again faced the New York Giants in the Fall Classic but fell in five games to a team led by the pitching of Carl Hubbell (20 IP, 0 ER) and the hitting of Mel Ott, who clinched the series for New York with a 10th-inning homer in Game Five.

The Nationals franchise then fell on hard times. Washington won just 66 games in '34 and the team posted only two more winning seasons over the next 25 years. The team name was officially changed to Senators for the '56 campaign.

Calvin Griffith, who became team president after his father's death in 1955, was granted permission to seek relocation in Sept. 1960, and an announcement was made in Oct. 1960 that the Senators were moving to Minneapolis, Minn.

At that time, the American League announced plans to expand by two teams for the 1961 season. One team would be located in Los Angeles and the other in Washington, D.C.

The expansion Senators fared no better than their predecessors, as they lost at least 100 games in each of their first four seasons. In 1964, the Senators acquired five players in a deal with the Los Angeles Dodgers for pitcher Claude Osteen. One of those five players was slugging outfielder and the 1960 National League Rookie of the Year, Frank Howard.

An imposing presence at 6-7, 250 lbs., Howard brought a much-needed offensive punch to the Senators lineup and the Senators win total increased in each of his first three seasons in Washington. After struggling again in 1968, new team president Robert Short brought in Hall of Fame outfielder Ted Williams as the new manager of the Senators.

Howard and his teammates responded to the "Splendid Splinter" during his rookie managerial campaign as Washington's win total improved 21 games to 86 in 1969. It was also Howard's best year in the Majors, as he batted .296 with 48 home runs, 111 RBI and 111 runs scored and finished fourth in the balloting for American League Most Valuable Player.

Unfortunately, the team was unable to build upon their success in '69. The Senators lost 92 games in '70 and 96 in '71. On Sept. 21, 1971, owners approved the transfer of the Senators to Arlington, Tex., where the franchise became the Texas Rangers.

After 71 years in the American League and nearly 100 since the debut of professional baseball in the nation's capital, Washington, D.C., hosted its "final" regular season game on Sept. 30, 1971 at Robert F. Kennedy Stadium. The Senators moved after the 1971 season and Washington, D.C. was without Major League Baseball until 2005.

EXPANSION SENATORS

An expansion draft was conducted in Boston on Dec. 10, 1960 and the Senators selected the following players at \$75,000 each:

PITCHERS	CATCHERS	INFIELDERS	OUTFIELDERS
Pete Burnside	Pete Daley	Chester Boak	Joe Hicks
Dick Donovan	Dutch Dotterer	Bob Johnson	Chuck Hinton
Rudy Hernandez	Gene Green	Billy Klaus	Marty Keough
Ed Hobaugh		Dale Long	Jim King
Johnny Klippstein		Jim Mahoney	Willie Tasby
Hector Maestri		John Schaive	Gene Woodling
Carl Mathias		Coot Veal	
Bobby Shantz		Bud Zipfel	
Dave Sisler			
Tom Sturdivant			
Hal Woodeshick			

BASEBALL IN WASHINGTON, D.C. – TIMELINE

Nov. 7, 1859.....	The first professional baseball team is founded in Washington, named the Washington Nationals Baseball Club.
May 5, 1869.....	The first recorded Nationals game takes place on a field called the "White Lot" just south of the White House gates, now known as the Ellipse.
1870.....	After four years of informal play, Georgetown University's baseball team is founded, making it the school's oldest sport and the first collegiate baseball program in Washington.
April 13, 1883.....	The first recorded meeting of a professional baseball team and a sitting U.S. President takes place at the White House when the Cleveland Forest Citys meet with Chester A. Arthur.
Jan. 1886.....	The National League admits the Washington franchise to the league for the 1886 season. They go on to feature catcher Connie Mack and outfielder William Ellsworth "Dummy" Hoy, the most accomplished deaf player in baseball history. Gallaudet University's baseball field is named Hoy Field in his honor.
March 1900.....	Washington is one of four franchises contracted when the National League reduces its membership from 12 to eight. Reportedly, the franchise is purchased for \$10,000.
Jan. 28, 1901.....	Former Western League President Ban Johnson formally organizes the American League with eight franchises, including the Washington Senators.
April 26, 1901.....	The Washington Senators play their first game in the newly established American League against the Philadelphia Athletics at Shibe Park. The Senators win, 5-1.
April 29, 1901.....	The Washington Senators defeat the Baltimore Orioles, 5-2, in the first American League game played in Washington, D.C.
July 2, 1903.....	Washington's future Hall of Famer Ed Delahanty is killed when he is swept away over Niagara Falls.
1904-05.....	Following the 1904 season, Washington's team name changes, effective in 1905, to the Nationals. Newspaper accounts use "Senators," "Nationals" and "Nats" interchangeably for next five decades.
Aug. 2, 1907.....	19-year-old Walter Johnson makes his Major League debut with Washington and loses to Detroit, 3-2. The future Hall of Famer gives up his first hit to Ty Cobb, a bunt single.
Sept. 7, 1908.....	Washington pitcher Walter Johnson shuts out the New York Yankees (then called Highlanders) for the third consecutive game over a span of four days.
April 14, 1910.....	President William Howard Taft throws the first-ever ceremonial first pitch prior to a Major League Baseball game. Legend has it he also "invents" the seventh-inning stretch when he stands to stretch himself and fans follow suit.
Oct. 30, 1911.....	Clark Griffith is named manager of the Washington franchise, where he would remain a prominent figure - as manager and then owner - until his death in 1955.

THE CATCH

Who made the most famous catch in the history of the World Series? Some might reference Willie Mays' over-the-shoulder catch in '54, but when considering intrigue, it is tough to top Sam Rice's catch in Game 3 of the 1925 World Series against the Pirates.

On Oct. 10, 1925, Rice (HOF '63) was patrolling Griffith Stadium's right field for the AL Nationals. In the eighth inning, Rice made a dynamic catch of a would-be Earl Smith game-tying home run. Upon making the catch, Rice toppled over the fence and disappeared from sight. When Rice reappeared and showed the ball, umpires ruled that the catch had been made on the field of play and that Smith was out.

After the game, Rice was coy about his heroic catch. He later turned down numerous requests for interviews, some for money. Rice never disclosed any information about the catch. Instead, he wrote a letter that was opened only after his death in 1974. The contents of the letter said, "At no time did I lose possession of the ball." Washington eventually lost the Series, however, in seven games.

May 19, 1918	Washington defeats Cleveland, 1-0 in 18 innings, in the first Sunday baseball game played in Washington, D.C. Reportedly, a crowd of more than 15,000 are in attendance at American League Base Ball Park.
Nov. 10, 1919	Clark Griffith, the team's manager since Oct. of 1911, also becomes Washington's owner and president, when he joins William Richardson in purchasing the controlling interest of the Senators for \$175,000.
May 14, 1920	Walter Johnson defeats the Detroit Tigers for his 300th career victory.
July 1, 1920	Walter Johnson pitches the first no-hitter in Nationals history, defeating the Boston Red Sox at Fenway Park, 1-0. The lone baserunner allowed reached on a Bucky Harris error.
Sept. 29, 1924	The Washington Nationals defeat the Boston Red Sox, 4-2, behind the pitching of Walter Johnson and clinch their first pennant in franchise history.
Oct. 10, 1924	The Nationals defeat the New York Giants four games to three to win the World Series, the first and only World Series championship for the city of Washington at the time.
Sept. 24, 1925	The Nationals clinch their second pennant and advance to the World Series, falling to the Pittsburgh Pirates in seven games.
May 2, 1926	Walter Johnson wins his 400th career game with a 4-3 victory over the Philadelphia Athletics.
Aug. 2, 1927	Washington celebrates Walter Johnson Day at Griffith Stadium on the 20th anniversary of his big league debut. Johnson is presented with gifts prior to the game against the Detroit Tigers.
Oct. 15, 1928	Former Washington pitcher Walter Johnson signs a three-year contract to manage the team.
Aug. 8, 1931	Bobby Burke pitches the first no-hitter at Griffith Stadium by a Nationals pitcher, defeating Boston, 5-0.
Sept. 21, 1933	The Washington Nationals defeat St. Louis, 2-1, clinching their third and final AL pennant.
Feb. 6, 1936	Walter Johnson is part of the first class of players voted into the Hall of Fame in Cooperstown, N.Y.
July 7, 1937	Washington hosts its first MLB All-Star Game, and the AL prevails, 8-3, behind a Lou Gehrig home run.
1940	The Homestead (Pa.) Grays begin playing half of their home games in D.C., where they are known as the Washington Grays and alternately the Washington Homestead Grays. They are led by Hall of Famers Josh Gibson, Cool Papa Bell and Buck Leonard, under the guidance of Hall of Fame owner Cumberland Posey.
Nov. 5, 1940	Walter Johnson was defeated as a Republican candidate in his run for a U.S. House of Representative seat from the State of Maryland.
May 28, 1941	The Washington Nationals host the New York Yankees at Griffith Stadium in the first night game ever held in Washington, D.C. Future Senators general manager George Selkirk hit a pinch-hit grand slam off future Senators pitching coach Sid Hudson in the top of the eighth inning to propel the Yankees to a 6-5 win.
1942	Clark Griffith reportedly meets with Grays stars Josh Gibson and Buck Leonard about the possibility of breaking baseball's color line with the Nationals, but no deal is struck.
Oct. 5, 1943	The Grays win their first Negro World Series championship, part of a stretch of nine straight pennants.
Sept. 24, 1944	The Grays repeat as champions, taking the decisive Game 5 at Griffith Stadium. Until the 2018 Washington Capitals, it was the last championship won on D.C. soil by a team in one of the four major professional sports.
Sept. 21, 1946	Washington surpasses one million fans for the first and only time in franchise history (1,027,216).
Sept. 7, 1947	Washington's Joe Kuehl hits the only home run by the home team at Griffith Stadium all year long — an inside-the-park homer against the New York Yankees.
Oct. 5, 1948	The Grays win the final Negro World Series ever played, as integration of Major League Baseball finally begins to take hold. They take the decisive Game 5 on the road in Birmingham against the Black Barons.
April 17, 1953	New York Yankees outfielder Mickey Mantle is credited with what many consider to be the longest home run in baseball history. It is estimated to have traveled 565 feet at Washington's Griffith Stadium off pitcher Chuck Stobbs.
1954	The Nationals sign Cuban outfielder Carlos Paula, making him the first player in club history to break the color line.
1956	The Washington team name is officially changed to the Senators, effective for the 1956 season.
July 10, 1956	Griffith Stadium hosts its second and final All-Star Game. Four first-ballot Hall of Famers — Willie Mays, Stan Musial, Mickey Mantle and Ted Williams — blast home runs.
Sept. 29, 1957	Washington's Roy Sievers becomes the first player in franchise history to lead the American League in home runs with 42. Sievers outdistanced future Hall of Famers Ted Williams of the Boston Red Sox (38) and Mickey Mantle of the New York Yankees (34) to capture the home run title.
Oct. 27, 1960	Washington Senators President Calvin Griffith is granted permission to move the franchise to Minneapolis. The American League simultaneously admits an expansion team to Washington, D.C., to replace the Senators.
Nov. 17, 1960	A native of Washington and head of the Federal Aviation Administration, Elvin Quesada was awarded the expansion Washington Senators.
Sept. 21, 1961	The final game is played at Griffith Stadium, with the expansion Senators losing to the former Senators — now the Minnesota Twins — 6-3, before just 1,498 fans.
April 9, 1962	D.C. Stadium, later renamed Robert F. Kennedy Memorial Stadium in 1969, opens as the new home of the expansion Washington Senators. The Senators defeat the Detroit Tigers, 4-1, before a crowd of 42,143 fans including President John F. Kennedy.
July 10, 1962	The All-Star Game comes to D.C. Stadium, as Washington native Maury Wills earns MVP honors in a 3-1 win for the National League.
Aug. 1, 1962	An all-time Washington record crowd of 48,147 fans attend a twinbill at D.C. Stadium vs. the New York Yankees.
Sept. 12, 1962	Washington pitcher Tom Cheney establishes a big league record when he strikes out 21 batters during a 16-inning victory at Baltimore.

Dec. 4, 1964.....	The Nationals acquire Frank Howard in a seven-player trade with the Los Angeles Dodgers. He goes on to win two AL home run titles in Washington.
April 11, 1966.....	Emmett Ashford becomes the first African-American umpire to work a Major League game when he works the Opening Day game at D.C. Stadium between Washington and Cleveland.
June 12, 1967.....	The Washington Senators defeat the Chicago White Sox, 6-5, in 22 innings at D.C. Stadium, marking the longest night game in baseball history. It requires 6 hours, 38 minutes and ends at 2:43 a.m.
April 8, 1969.....	The New York Yankees spoil the managerial debut of Ted Williams at RFK Stadium in Washington, 8-4. More than 45,000 fans - including President Richard Nixon - are in attendance.
June 5, 1969.....	Washington holds the first overall pick in the Major League Baseball Rule 4 Draft for the first time since the draft's inception in 1965. The Senators chose outfielder Jeff Burroughs from Wilson High School in Long Beach, Calif.
July 22, 1969.....	For the first time in its history, the All-Star Game is postponed due to rain. The game is played the following day at RFK Stadium and hometown favorite Frank Howard delights the fans with a homer.
Sept. 26, 1969.....	With their 82nd victory, the expansion Senators and manager Ted Williams clinch their only winning season in the nation's capital.
Sept. 21, 1971.....	MLB owners approve the transfer of the Senators to Arlington, Tex., where they will become the Texas Rangers.
Sept. 30, 1971.....	The 10,852nd and seemingly final game played in Washington ends in a forfeit win for the New York Yankees. The Senators lead 7-5 with two out in the top of the 9th when fans storm onto the field. The field cannot be cleared and the umpires call the game.
Dec. 6, 1973.....	The relocation of the San Diego Padres to Washington D.C. is approved by National League owners, but prior to that sale the team is sold to McDonald's owner Ray Kroc, who elects to keep the club in Southern California.
1975-79.....	Numerous attempts to purchase Major League teams and move them to Washington fall through, and the city remains without baseball.
1991 and 1994.....	Washington is considered for expansion by Major League Baseball, but teams are awarded to Denver, Miami, Phoenix and Tampa-St. Petersburg.
Sept. 29, 2004.....	Baseball finally returns to the nation's capital for the first time in 33 years, as Major League Baseball selects the Washington, D.C. proposal as its choice for relocation of the Montreal Expos. Commissioner Allan H. (Bud) Selig makes the announcement. Relocation of the club is subject to certain contingencies, including a formal vote of ownership at the next owners' meeting in Nov. and passage of legislation by the D.C. Council to provide for financing and construction of a ballpark on the Anacostia River waterfront in Southeast Washington. MLB also provides the United States District Court for the Southern District of Florida the required notice of MLB's intent to move forward with relocating the team. The D.C. agreement also includes financing for the refurbishing of RFK Stadium, where the Washington, D.C. franchise would play through the 2007 season.
Nov. 22, 2004.....	At a ceremony held at historic Main Hall at Union Station, team President Tony Tavares announces the new Washington MLB franchise will be named the Washington Nationals, and that the team colors will be red, white & blue.
Dec. 29, 2004.....	Washington, D.C. Mayor Anthony A. Williams signs into law a financing package for a new baseball stadium along the Anacostia waterfront in Southeast D.C., calling it "one of my proudest days as mayor."
Feb. 2, 2005.....	Nationals home & road jerseys officially worn for first time during a Meet & Greet Party at ESPN Zone in downtown D.C. GM Jim Bowden, Jose Guillen, Cristian Guzman, Zach Day and Chad Cordero attended.
Feb. 14, 2005.....	Pitchers and catchers report to Viera, Fla. for the Nationals' first Spring Training.
March 2, 2005.....	The Nationals play their first Spring Training game against the New York Mets which is televised by ESPN.
April 4, 2005.....	Washington Nationals open their inaugural season at Philadelphia, just 132 miles north of RFK Stadium, with an 8-4 setback. Terrell Sledge hits the first homer in the history of the Nationals in the sixth inning.
April 6, 2005.....	Brad Wilkerson hits his second career cycle and the Nationals collect their first win, 7-3, at Philadelphia
April 14, 2005.....	Major League Baseball returns to D.C. as the Nationals defeat the Arizona Diamondbacks, 5-3, as Vinny Castilla delights a capacity crowd of 45,596 by tallying a double, triple and homer. President George W. Bush met the Nationals and threw out the ceremonial first pitch.
June 7, 2005.....	With the No. 4 overall pick in the First-Year Player Draft, the Nationals select University of Virginia infielder Ryan Zimmerman as the first draft choice in team history.
July 3, 2005.....	The Nationals down the Cubs, 5-4, in 12 inn. to go a season-high 19 games above .500 at 50-31. The club's offense flounders in the second half, and Washington caps its return to MLB with an 81-81 mark by season's end.
Feb. 7, 2006.....	After midnight, the D.C. Council approves a ballpark lease after voting down the measure earlier in the evening.
March 14, 2006.....	Washington, D.C. Mayor Anthony Williams, the D.C. Sports & Entertainment Commission and the Washington Nationals unveil plans for a 41,000-seat state-of-the-art baseball stadium located in Southeast D.C.
May 4, 2006.....	Ground is officially broken on the Nationals' new ballpark in Southeast D.C.
July 24, 2006.....	MLB and the Nationals announce the official transfer of ownership from Major League Baseball to an ownership group headed by Washington developer Theodore N. Lerner, his son Mark D. Lerner, sons-in-law Edward L. Cohen and Robert K. Tanenbaum, and their families.
Sept. 16, 2006.....	Alfonso Soriano becomes the fourth member of the 40/40 club when he steals his 40th base of the season. He goes on to hit 46 homers and collect 41 stolen bases on the year.
Nov. 14, 2006.....	Manny Acta is named manager of the Nationals, becoming just the second skipper in the brief history of the club. Acta becomes the youngest active manager in MLB at the age of 37.

Sept. 23, 2007	The Nationals play their final game at RFK Stadium, the 1,047th in the history of the facility. The Nationals' 5-3 win over Philadelphia gives Washington a winning record (122-121) during its three-year stay at RFK.
March 30, 2008	The Nationals host Atlanta in the inaugural regular-season contest at Nationals Park. The Nationals top the Braves, 3-2, on Ryan Zimmerman's game-ending solo shot in the ninth inning. The game is televised worldwide on ESPN's Sunday Night Baseball.
July 27, 2009	Josh Willingham hits two grand slams in game at Milwaukee, becoming the 13th player in history to do so.
Aug. 17, 2009	The Nationals agree to terms with Stephen Strasburg, the No. 1 overall selection in the 2009 First-Year Player Draft (June 9).
Aug. 20, 2009	Mike Rizzo is named the Nationals' Senior Vice President & General Manager. Rizzo had filled the position with an "interim" tag since March 1, when former GM Jim Bowden stepped down from his post.
Nov. 12, 2009	Jim Riggleman is named the third full-time manager of the Nationals. Riggleman skipped the club as "interim manager" for the second half of the 2009 season, after Manny Acta was relieved of his duties on July 13.
April 5, 2010	President Barack Obama tosses first pitch prior to season-opening loss vs. Philadelphia (L, 1-11).
June 8, 2010	Stephen Strasburg strikes out 14 batters without a walk and earns the win in his Major League debut vs. Pittsburgh.
Aug. 16, 2010	The Nationals agree to terms with outfielder Bryce Harper, the No. 1 overall selection in the 2010 Draft.
Dec. 5, 2010	Washington inks free agent outfielder Jayson Werth to monumental seven-year contract.
May 17, 2011	Former Washington Senators slugger Harmon Killebrew dies at the age of 74.
May 31, 2011	The Lerner family and the Washington Nationals Dream Foundation break ground on the Washington Nationals Youth Baseball Academy, located east of the Anacostia River.
June 23, 2011	Jim Riggleman resigns from his position of manager. Bench coach John McLaren serves as interim manager.
June 26, 2011	Davey Johnson is named manager of the Nationals, and begins his new role the following day at the Los Angeles Angels.
Aug. 16, 2011	Nationals agree to terms with top five selections from 2011 First-Year Player Draft: infielder Anthony Rendon (6th overall, first round), right-handed pitcher Alex Meyer (23rd overall, first round), outfielder Brian Goodwin (34th overall, comp round), left-handed pitcher Matt Purke (3rd round) and left-handed pitcher Kylin Turnbull (4th round).
Dec. 23, 2011	Nationals acquire Gio Gonzalez in six-player trade with the Oakland Athletics.
Feb. 1, 2012	<i>Baseball America</i> names Washington Nationals top minor league system in MLB.
Feb. 26, 2012	Ryan Zimmerman agrees to terms on a long-term contract extension that keeps him in D.C. through at least 2019.
April 28, 2012	Bryce Harper makes MLB debut at Los Angeles, going 1-for-3 with a double and an RBI.
July 10, 2012	Stephen Strasburg, Gio Gonzalez and Bryce Harper compete in 83rd MLB All-Star Game in Kansas City...Ian Desmond was named to team, but did not attend due to injury.
June 13, 2012	Nationals agree to terms with Lucas Giolito, No. 16 selection in 2012 First-Year Player Draft (June 4).
Sept. 3, 2012	With a 2-1 win over the Cubs, the Nationals secure the first winning season by a D.C. baseball team since 1969.
Sept. 20, 2012	The Nationals clinch their first Postseason berth with 4-1 win vs. the Dodgers. (D.C.'s first Postseason berth since 1933).
Sept. 22, 2012	Gio Gonzalez wins 20th game and notches 200th strikeout vs. Milwaukee.
Oct. 1, 2012	The Nationals clinch the franchise's first NL East title.
Oct. 3, 2012	Teddy wins his first Presidents Race in the season finale.
Oct. 7, 2012	The Nationals collect the first Postseason win by a D.C. baseball team since 1933 with 3-2 win at St. Louis (Game 1 of NLDS).
Oct. 11, 2012	Jayson Werth hits a dramatic walk-off blast in ninth inning, giving the Nationals a 2-1 win in Game 4 of the NLDS.
Oct. 12, 2012	Nationals surrender two-run lead in ninth and lose Game 5 of NLDS by a 9-7 score, ending first Postseason run.
Nov. 12, 2012	Bryce Harper is named Rookie of the Year, becoming the NL's youngest position player to earn the award.
April 1, 2013	Bryce Harper homers in his first two at bats of the season in a 2-0 Opening Day victory over Miami.
May 29, 2013	Ryan Zimmerman hits a career-high three home runs, all off Baltimore starter Chris Tillman, in Washington's 9-6 defeat at the hands of the Orioles.
July 16, 2013	At 20 years, 273 days old, Bryce Harper starts in center field for the National League in the 84th MLB All-Star Game, becoming the youngest player to start for the NL.
Sept. 19, 2013	Denard Span's career-long hitting streak is snapped at 29 games. It is the longest hitting streak in MLB in 2013 and the second-longest in the nine-year history of the Nationals.
Sept. 29, 2013	Washington falls, 3-2, at Arizona in Davey Johnson's final game as manager of the Nationals. Johnson finishes with a record of 224-183 (.550) in two-and-a-half seasons with Washington. Johnson's final managerial record stands at 1372-1071 (.562).

NAME GAME

At a ceremony held Nov. 22, 2004 in the historic Main Hall at Union Station, (then) team president Tony Tavares announced the new Washington MLB franchise would be named the Washington Nationals and the color scheme would consist of red, white and blue.

The Nationals moniker had previously served two other Washington baseball franchises. A team called the Nationals first played in the District during the 1870s and 1880s, and a second American League team played at Griffith Stadium from 1901 until 1956. Owner Calvin Griffith then officially changed Washington's name to Senators for the 1957 season.

The name was selected based on an evaluation of a myriad of factors, including data collected through local focus groups and other forms of research.



Nov. 1, 2013.....	Matt Williams is named the fifth full-time manager of the Washington Nationals.
Dec. 2, 2013.....	Mike Rizzo fortifies the Nationals starting pitching rotation, acquiring Doug Fister from the Detroit Tigers in exchange for Ian Krol, Steve Lombardozzi and Robbie Ray.
March 30, 2014.....	The Washington Nationals Youth Baseball Academy opens in Southeast Washington, D.C.
June 24, 2014.....	Ryan Zimmerman mercifully hits a two-run HR in the 16th inning to lift Washington past the Brewers, 4-3, at Miller Park in the longest game (by innings) in Nationals (2005-pres.) history at the time. Zimmerman's first career extra-inning HR is made possible by a seven-reliever collaboration that lasted 10.0 scoreless innings. Washington's defense turns three double plays and individually, shortstop Ian Desmond makes two dazzling 6-3 putouts in the 5.5 hole, while Denard Span made a game-saving catch at the wall in the 14th. Anthony Rendon's 12th HR, a solo shot in the eighth, ties the score at 2-2 and ultimately sends the game to extra innings.
July 21, 2014.....	Gio Gonzalez becomes the first pitcher to record his 1,000th career strikeout while pitching for the Nationals.
Aug. 12-21, 2014.....	The Nationals post a 10-game winning streak, tied for the longest in Nationals history (2005-present). The 10-game streak ties the longest in MLB in 2014 and featured five walk-off victories.
Aug. 24, 2014.....	Stephen Strasburg becomes the second Nationals pitcher to eclipse the 200-strikeout plateau when he strikes out Giants pitcher Ryan Vogelsong in the second inning.
Sept. 3, 2014.....	Adam LaRoche hits a game-tying homer, laces a go-ahead single and legs out the game-winning RBI in a legendary performance (back tightness, bruised elbow, body flu) in Washington's 14-inning, 8-5 win Sept. 3 at the Los Angeles Dodgers. At 5 hours, 34 minutes, the 14-inning marathon was the longest game (by time) in the 10-year history of the Washington Nationals at that point.
Sept. 13, 2014.....	Ian Desmond steals his 20th base, becoming the fourth shortstop in MLB history to achieve 20-20 status for the third time (Alex Rodriguez - 3, Jimmy Rollins - 4, Hanley Ramirez - 4).
Sept. 16, 2014.....	Nationals clinch their second National League East title via a 3-0 win over the Atlanta Braves at Turner Field. By the end of the 2014 campaign, Washington builds a 17.0-game lead over the rest of the NL East, MLB's largest to that date since the 100-win Angels won the AL West by 21.0 games over Texas in 2008 and the largest in the 81-year history (1901-pres.) of modern baseball in D.C.
Sept. 28, 2014.....	In Washington's season-ending 1-0 home win over the Marlins, Jordan Zimmermann walks one and strikes out 10 while tossing not only the first no-hitter in Nationals history, but the first tossed in the nation's capital since AL Nationals Bobby Burke turned the trick on Aug. 31, 1931 vs. Boston. Steven Souza Jr.'s miraculous diving catch on deep line drive to left field by Christian Yelich secures Zimmermann's no-hitter. In the same game, Denard Span sets a new Nationals single-season mark with his 184th hit, a third-inning double.
Oct. 4, 2014.....	In Game 2 of the National League Division Series, the Giants top the Nationals, 2-1, in 18 innings. At 6 hours, 23 minutes, the game marks the longest (by time) in MLB Postseason history (at the time) and the 18 innings played are tied for the most (Atlanta at Houston, Game 4 2005 NLDS) in MLB Postseason history.
Oct. 7, 2014.....	The Nationals are eliminated from MLB's Postseason after falling to the Giants, 3-2, in Game 4 of the NLDS.
Jan. 21, 2015.....	The Nationals sign Max Scherzer to an historic seven-year contract.
April 6, 2015.....	The Nationals are awarded the 2018 MLB All-Star Game, as announced by Commissioner Robert D. Manfred Jr.
May 6-9, 2015.....	Bryce Harper clubs six home runs in a span of three games, culminating in his third career walk-off home run on May 9 vs. Atlanta. On May 7 vs. Miami, Harper (22 years, 202 days) becomes the 10th-youngest player in MLB history to hit three home runs in a game. He is only the fifth player since 1920 (when RBI became a statistic) to hit at least six home runs and record at least 12 RBI over a span of three games.
May 19, 2015.....	Ryan Zimmerman, aka "Mr. Walk-Off," hits his 10th career walk-off blast.
June 20, 2015.....	Max Scherzer tosses his first career no-hitter and the second in Washington Nationals history. He was perfect through 8.2 innings before a 2-2 slider hits pinch hitter Jose Tabata on the left elbow. Scherzer finishes the day with 10 strikeouts as the Nationals top the Pirates, 6-0.
Sept. 2, 2015.....	With two home runs against St. Louis, Ryan Zimmerman becomes the first player in Nationals history (2005-present) to reach the 200 home run mark exclusively with the Nationals. He joins Vladimir Guerrero (234), Andre Dawson (225), Gary Carter (220) and Tim Lincecum (204) as the only players in Montreal/Washington history to reach 200 home runs.
Sept. 4, 2015.....	Pinch hitter Michael A. Taylor hits the first pinch-hit, walk-off home run in Washington Nationals history, a three-run homer to center field as the Nationals top the Atlanta Braves, 5-2. It is the first walk-off home run and first pinch-hit home run of Taylor's career.
Oct. 3, 2015.....	In the second game of a doubleheader, Max Scherzer turns in one of the most dominant pitching performances in Major League history. Scherzer joins Johnny Vander Meer (1938), Allie Reynolds (1951), Virgil Trucks (1952), Nolan Ryan (1973) and Roy Halladay (2010), becoming just the sixth pitcher in MLB history to throw two no-hitters in the same season (including the Postseason). Just one baserunner, catcher Kevin Plawecki, reaches base, due to a fielding error by third baseman Yunel Escobar. Scherzer strikes out a then-Nationals record (2005-pres.) and new career-best 17 batters, including a franchise record (Nationals/Expos) nine consecutive batters from the sixth to the ninth inning.
Oct. 5, 2015.....	Manager Matt Williams is relieved of his duties and the coaching staff is informed that their contracts will not be renewed.
Nov. 3, 2015.....	Dusty Baker is named the sixth full-time manager of the Washington Nationals.
Nov. 19, 2015.....	Bryce Harper is named the unanimous National League MVP by the BBWAA. He becomes the youngest player to unanimously win the award and the first player in Nationals history (2005-pres.) to win the award.

Jan. 6, 2016	The Nationals sign Daniel Murphy to a three-year contract.
April 4, 2016	Bryce Harper and Daniel Murphy homer to propel Washington to a 10-inning, 4-3 victory over the Atlanta Braves on Opening Day. It is Harper's fourth career Opening Day home run and Murphy's first homer in a Nationals uniform. After the game, the Nationals players deliver the game ball to manager Dusty Baker as a memento of his first victory in a Washington uniform.
April 14, 2016.....	Bryce Harper clubs his 100th career home run, and first career grand slam, in the bottom of the third inning.
April 19, 2016.....	Jayson Werth becomes the fourth player in Nationals history (2005-pres.) to record his 200th home run in a Nationals uniform, joining Alfonso Soriano, Adam LaRoche and Ryan Zimmerman. Werth's solo shot with one out in the seventh clanks off the Marlins' home run sculpture in center field, lodges behind a light in the piece of art, breaks the scoreless tie and adds Werth's name to the 200-homer club.
April 24, 2016	In the longest regular season game (by time) in Nationals history (2005-pres.), OF Chris Heisey clubs his first career walk-off home run in the bottom of the 16th inning.
May 10, 2016	The Nationals and Stephen Strasburg agree to a seven-year contract extension that keeps the pitcher under contract through the 2023 season.
May 11, 2016	Max Scherzer becomes the fourth pitcher in MLB history to strike out 20 batters in a nine-inning game, fanning 20 Detroit Tigers. He joins Randy Johnson, Kerry Wood and Roger Clemens. Only Scherzer and Johnson have a 20-K game and no-hitter on their career ledger. The 20 K's were a Nationals record (2005-pres.), a franchise record (Nationals/Expos) and the most in D.C. baseball history since Tom Cheney struck out 21 batters on Sept. 12, 1962 at Baltimore, but in a 16-inning performance.
June 12 and 15, 2016.....	Jayson Werth records two walk-off hits in the span of four games. On June 12, he laces a two-run single in the bottom of the ninth inning against the Phillies. On June 15, his two-out single in the bottom of the 12th inning gives the Nationals the 5-4 win on getaway day over the Cubs. Werth's excitement carries over postgame, leading to a memorable interview on the field with MASN sideline reporter, Dan Kolko.
June 30-July 3, 2016.....	Danny Espinosa puts together one of the more dominant series in MLB history. Over the course of the Nationals four-game series with the Reds, Espinosa clubs five home runs to drive in 15, a franchise record (Nationals/Expos) for RBI in a single series. He records two multi-homer games in a four-game span, including a grand slam in each of those contests, and in both games hit one home run from the left side of the plate and one home run from the right side.
July 29, 2016	Ryan Zimmerman initiates the first triple play in Nationals history (2005-pres.). With the bases loaded and nobody out in the bottom of the eighth inning, Giants shortstop Brandon Crawford hit a line drive at Zimmerman. Zimmerman stepped on first to double off Buster Posey for the second out, and fired the ball across the diamond to Anthony Rendon to catch Denard Span for the third out. It was the first 3-3-5 triple play turned in Major League Baseball history.
Aug. 23-24, 2016	Trea Turner matches a franchise record (Nationals/Expos) with hits in eight straight plate appearances.
Sept. 9, 2016.....	Trea Turner produces his first career multi-home run game, with the second of the two coming in walk-off fashion to help the Nationals beat the Phillies, 5-4. Since 1958 (the first season with official rookie designations) Turner became the fourth with at least two homers, including a walk-off, in a game he hit from the leadoff spot.
Sept. 17, 2016.....	With a strikeout of Freddie Freeman in the bottom of the first inning, Gio Gonzalez records Washington's 1,343rd strikeout of the season, a new franchise and D.C. baseball record, besting the previous high of 1,342 strikeouts in 2015. The Nationals go on to strike out 1,476 batters in 2016.
Sept. 23, 2016.....	Wilson Ramos' solo home run in the top of the sixth inning is Washington's 195th home run of the season, setting a new franchise record and a D.C. baseball record for team home runs in a season. The previous high was 194 in 2012. The Nationals go on to hit 203 home runs during the 2016 season.
Sept. 24, 2016	With a 6-1 win over the Pirates coupled with a loss by the Mets, the Nationals clinch their third National League East Division title in the last five seasons. Washington's game concludes slightly before the Mets' game, so the Nationals gather in the visiting clubhouse at PNC Park to watch the final outs of the Phillies' victory over New York before popping the champagne.
Oct. 13, 2016	The Nationals fall to the Los Angeles Dodgers, 4-3, in Game 5 of the 2016 National League Division Series, ending their season.
Nov. 16, 2016	Max Scherzer is named the 2016 NL Cy Young Award winner, the first Cy Young award winner in Nationals history. He joins Hall of Famers Gaylord Perry, Pedro Martinez, and Randy Johnson, as well as Roger Clemens and Roy Halladay as the only pitchers to win Cy Young Awards in both the AL and NL.
Dec. 7, 2016.....	At the 2016 Baseball Winter Meetings held at nearby National Harbor, MD, the Nationals acquire Adam Eaton from the Chicago White Sox in exchange for Lucas Giolito, Reynaldo Lopez, and Minor Leaguer Dane Dunning.
April 25, 2017	Trea Turner joins Christian Guzman (8/28/08) and Brad Wilkerson (4/6/05) as the only players in Nationals history (2005-pres.) to hit for the cycle...Not only does he record the cycle, but Turner records seven RBI and becomes the eighth player in Major League history to drive in seven or more runs in a game while hitting for the cycle.
April 30, 2017	Anthony Rendon becomes the first player in MLB history to go 6-for-6 with 3 home runs and 10 RBI. His performance helps the Nationals score a franchise record 23 runs in a 23-5 win over the New York Mets.
July 17, 2017.....	Washington acquires Sean Doolittle and Ryan Madson from Oakland in exchange for Blake Treinen and a pair of Minor Leaguers. From July 18 through the end of the season, the Nationals lead the National League with a 3.40 bullpen ERA.
July 27, 2017	In the bottom of the third inning against Milwaukee, Brian Goodwin, Wilmer Difo, Bryce Harper and Ryan Zimmerman club back-to-back-to-back-to-back home runs -- tying a Major League record for consecutive home runs (joining

seven other clubs) and marking the first time in franchise history a Nationals or Expos team has accomplished that feat. After a one-batter pause, Anthony Rendon also homers, making the Nationals just the sixth team in Major League history to hit five home runs in a single inning (per the *Elias Sports Bureau*). Washington's eight home runs tie a franchise record for homers in a single game (July 30, 1978 vs. Atlanta).

July 30, 2017	Ryan Zimmerman surpasses Frank Howard for the most home runs in D.C. baseball history with his 238th career longball.
Sept. 10, 2017	The Nationals clinch their fourth division championship, soaking themselves in champagne after a 3-2 victory over the Phillies was coupled with the Atlanta Braves' 10-8 extra-innings walk-off win over the Miami Marlins.
Sept. 17, 2017	Stephen Strasburg's historic scoreless innings streak ends at 35.0...It was the longest in franchise history and, per <i>Elias</i> , the longest for any player in MLB since 2015 (Zack Greinke, 45.2 IP; Clayton Kershaw, 37.0 IP).
Oct. 30, 2017	Dave Martinez is officially named the seventh manager in Washington Nationals history.
Nov. 15, 2017	Max Scherzer earns his second straight NL Cy Young Award, while becoming the 10th pitcher in MLB history to win the Cy Young Award three times.
May 20, 2018	The Nationals select the contract of 19-year-old Juan Soto, making him the 10th player since 2001 to debut during his age-19 season (19 years, 207 days) and the second Nationals player to debut at the age of 19, joining Bryce Harper (19 years, 195 days).
July 31, 2018	Washington scores a franchise record (MON/WSH) 25 runs on a Nationals record (2005-pres.) 26 hits en route to the 25-4 win over the New York Mets...The 21-run margin of victory was a franchise mark and the largest differential in the Major Leagues since Philadelphia topped Cincinnati, 22-1 on July 6, 2009...Washington became the 17th team in Major League history (since 1900) to score at least 25 runs in a game.
Aug. 22, 2018	Ryan Zimmerman hits his 11th career walk-off home run, giving Washington the 8-7 win over the Phillies.
Sept. 25, 2018	Max Scherzer strikes out Miami's Austin Dean to record his 300th strikeout of the season.
Dec. 7, 2018	The Nationals agreed to terms with left-handed pitcher Patrick Corbin on a six-year contract.
May 11, 2019	Trailing 2-0 heading into the top of the eighth inning, the Nationals plate five runs in the frame to take the 5-2 lead. The inning is capped by a two-out, two-strike grand slam by newest National Gerardo Parra to give his new team the lead. It is Parra's first hit as a member of the Nationals and his second career grand slam.
June 9, 2019	Powered by back-to-back-to-back-to-back solo home runs in the top of the eighth inning, the Nationals top the San Diego Padres. Pinch hitter Howie Kendrick's homer puts the Nationals ahead and Trea Turner, Adam Eaton and Anthony Rendon follow to extend the lead one swing at a time. According to the <i>Elias Sports Bureau</i> , the Nationals are the only team to go back-to-back-to-back-to-back more than once in their history.
June 19, 2019	A freak bunting accident during batting practice the day before sent Max Scherzer to the hospital ahead of his scheduled start against the Phillies. He fractured his nose and suffered an extremely noticeable black eye as a result. Max insists his start was never in doubt and he went on to throw seven shutout innings of four-hit baseball.
July 23, 2019	Trea Turner records his second career cycle and the fourth cycle in Nationals history (2005-pres.) in the 11-1 win over Colorado. He becomes the fourth player in Major League Baseball to record a cycle this season and is one of 26 players in Major League history to put together more than one cycle in their career.
Sept. 3, 2019	Trailing 10-4 heading into the bottom of the ninth inning, the Nationals plate seven runs on seven hits to stage the largest ninth inning comeback in franchise history, eventually topping the Mets, 11-10. Kurt Suzuki finishes the historic comeback with his third career walk-off home run, a three-run blast off Edwin Diaz.
Sept. 24, 2019	The Nationals clinch a Wild Card berth following a doubleheader sweep of the Philadelphia Phillies coupled with a loss by the Chicago Cubs. Following the 6-5 win in game two, the Nationals stay on the field to watch the Pirates finish off the Cubs to officially put the Nationals in the Postseason. A celebration ensues on the field and eventually carries into the clubhouse. It will be Washington's fifth Postseason appearance and first via one of two National League Wild Card spots.
Oct. 2019	The Washington Nationals go on improbable run to win the World Series...It started with a three-run eighth inning to take the lead over Milwaukee in the Wild Card game and carried through a five-game NLDS victory over the Los Angeles Dodgers and a sweep of the St. Louis Cardinals in the NLCS to the World Series against the Houston Astros.
Oct. 25, 2019	A World Series game takes place in Washington D.C. for the first time since 1933. The Nationals fell, 4-1, to the Houston Astros in Game 3.
Oct. 30, 2019	With a 6-2 win over the Houston Astros, the Washington Nationals won their first World Series in franchise history and the brought the first World Series title to Washington D.C. since 1924.
Nov. 2, 2019	Fans line Constitution Ave. on a sun-filled Saturday afternoon to witness the championship parade honoring the 2019 World Series Champion Washington Nationals.
Nov. 4, 2019	Members of the Washington Nationals visit the White House and present President Donald Trump with a commemorative jersey.
Dec. 9, 2019	After opting out of his current contract following the 2019 season, Stephen Strasburg agrees to terms on a seven-year contract - making him a Washington National for life.
March 12, 2020	Major League Baseball decides to suspend Spring Training games and to delay the start of the 2020 regular season by at least two weeks due to the national emergency created by the coronavirus pandemic. The season is delayed until July 1, the start of Summer Camp.
July 9, 2020	Members of the 2019 World Champion Washington Nationals receive their World Series rings. Although not the traditional ring ceremony, players, coaches and staff took pictures with their ring and the Commissioner's Trophy



	at home plate.
July 18, 2020	The Nationals host the Philadelphia Phillies in the first team-vs-team exhibition during the historically different Summer Camp.
July 23, 2020	The Nationals and New York Yankees open Major League Baseball's 2020 season before a nationally televised audience on ESPN. During a pregame ceremony, the 2019 World Series banner was raised above the Nationals Park scoreboard where it will fly alongside banners honoring the 1924, 1925 and 1933 Washington Senators. In a moment of unity and in support of social justice, members of the Nationals and Yankees took a knee while holding a black fabric to connect each person during a moment of silence prior to the National Anthem.
Sept. 5, 2020.....	Nationals President of Baseball Operations and General Manager Mike Rizzo agrees to a multi-year contract extension.
Sept. 26, 2020	Nationals Manager Dave Martinez agrees to a multi-year contract extension.
April 6, 2021.....	After the first four games of the season were postponed, Juan Soto sent the fans home happy. His RBI-single in the bottom of the ninth inning off Braves' closer Will Smith plated Victor Robles to give the Nationals the win. It was Soto's first career walk-off hit and the third walk-off win in Nationals Opening Day history (other: March 30, 2008 vs. ATL and April 12, 2012 vs. CIN).
June 4, 2021	The Washington Nationals topped the Philadelphia Phillies, 2-1. With the win, Dave Martinez passed Davey Johnson (2011-13) for the most managerial wins in Nationals history (2005-pres.) with 225.
June 12-29, 2021.....	Kyle Schwarber hit 16 home runs - including seven leadoff home runs - during the month of June, the most in any single month in Nationals history (2005-pres.) and the second-most hit in the month of June in Major League history behind Sammy Sosa (20 in June 1998). Schwarber didn't hit his first home run until June 12 vs. San Francisco. From that date until June 29 vs. Tampa Bay, he hit 16 home runs in 18 games, becoming the third player in MLB history to hit 16 homers in 18 games (Barry Bonds, 2001; Sammy Sosa, 1998).
June 24, 2021	The Nationals beat the Marlins, 7-3, marking Mike Rizzo's 1,000th win as General Manager. In doing so, he became the ninth active President of Baseball Operations/General Manager to reach the 1,000 win mark and the sixth active to do it with one team.
June 30, 2021.....	On his 28th birthday, Trea Turner hit for the cycle for the third time in his career. He became the first player in Major League history to record a cycle on his birthday. His three career cycles are tied for the most in Major League history with Adrian Beltré, Babe Herman, Bob Meusel and Long John Reilly.
July 29-30, 2021	In a span of approximately 26 hours from July 29-30, the Washington Nationals acquired 12 players via six trades. The process began with the Nationals acquiring catcher Riley Adams from the Toronto Blue Jays in exchange for left-handed pitcher Brad Hand and ended approximately five minutes before the 4:00 p.m. ET trade deadline when Washington acquired outfielder Lane Thomas from the St. Louis Cardinals in exchange for left-handed pitcher Jon Lester. Most notably, the Nationals acquired right-handed pitcher Josiah Gray, catcher Keibert Ruiz, right-handed pitcher Gerardo Carrillo and outfielder Donovan Casey from the Los Angeles Dodgers in exchange for right-handed pitcher Max Scherzer and shortstop Trea Turner.
March 29, 2022.....	The Washington Nationals revealed the club's cherry blossom-themed City Connect uniforms. The Nationals were the first of seven clubs participating in the 2022 Nike MLB City Connect Series.
June 3, 2022.....	Lane Thomas became the seventh player in Nationals history to hit three home runs in a game in Washington's victory over the Reds. He started with a two-run homer in the third inning and followed with solo shots in the fifth and seventh.
June 17-18, 2022	In a pregame ceremony on Saturday, June 18, the No. 11 of Ryan Zimmerman was retired at Nationals Park. The weekend included events on Friday evening and the welcoming back of several of Zim's former teammates.
August 2, 2022	After Josh Bell and Juan Soto were traded earlier in the day, Washington rallied to the 5-1 win over the New York Mets. Luis Garcia and Yadiel Hernandez hit back-to-back home runs in the sixth inning to put Washington ahead. Joey Meneses made his Major League debut and homered, becoming the first Mexican-born player to homer in his Major League debut. Cory Abbott tossed 5.0 innings of two-hit, shutout ball.
August 13, 2022	With a single in the eighth inning off Adrian Morejon, Nelson Cruz recorded the 2,000th hit of his Major League career. In doing so, he became the first player to reach the 2,000 hit mark in a Nationals uniform (2005-pres.), according to the <i>Elias Sports Bureau</i> . The Nationals beat the Padres, 4-3, in dramatic, come-from-behind fashion. In the seventh inning, Victor Robles' RBI-single plated César Hernández after the replay determined that catcher Austin Nola was in violation of the Home Plate Collision Rule.
Feb. 13, 2023.....	Managing Principal Owner, Theodore N. Lerner, passed away at the age of 97 years old. Mr. Lerner is survived by his beloved wife of 71 years, Annette Morris Lerner; his children Mark D. Lerner (Judy) and Debra Lerner Cohen (Edward) of Washington, D.C., and Marla Lerner Tanenbaum (Robert) of Bethesda, Maryland; his nine grandchildren and 11 great-grandchildren.

RFK Stadium hosted 16 exhibition games involving Major League teams after the Senators moved in 1971. A portion of the proceeds from most of the games was donated to various charities. Attendance at the 16 contests averaged more than 27,600 per game. Following is a listing of those games:

DATE	TEAMS/SCORE	ATTENDANCE	DATE	TEAMS/SCORE	ATTENDANCE
May 22, 1972	PIT vs. BAL	30,112	April 4, 1992	BOS 4, BAL 3	20,501
August 14, 1972	BOS vs. NYM	32,432	April 5, 1992	BOS 9, PHI 3	16,823
April 5, 1987	NYM 1, PHI 0 (5 innings/rain)	45,614	April 2, 1993	NYM vs. NYY	Postponed (Rain)
April 3, 1988	NYM 10, BAL 7	36,123	April 3, 1993	PIT 4, BAL 3	23,575
April 1, 1989	BAL 6, PIT 4	24,877	April 2, 1994	MIL 8, DET 3	14,376
April 2, 1989	BAL 7, STL 6 (10 innings)	37,204	April 3, 1994	MIL vs. DET	Cancelled
April 7, 1990	STL 11, BAL 10	21,298	April 2, 1999	MON 5, STL 4	20,640
April 6, 1991	BOS 4, BAL 1	37,458	April 3, 1999	STL 2, MON 1	30,112
April 7, 1991	BOS 6, BAL 5	43,264			

On March 14, 2006, Washington, D.C. Mayor Anthony Williams, the D.C. Sports & Entertainment Commission and the Washington Nationals unveiled plans for a 41,000-seat state-of-the-art baseball stadium located in Southeast D.C. Seven weeks later, on May 4, ground was officially broken on the ballpark site. Washington opened Nationals Park on March 30, 2008 with a 3-2 win over Atlanta, televised nationally on ESPN's Sunday Night Baseball. President George W. Bush threw the ceremonial first pitch, then Ryan Zimmerman led the club to victory with a game-ending solo shot in the ninth inning.

CAPITAL PUNISHER

Frank Howard blasted 237 of his 382 career home runs during his seven-year tenure with the the Senators from 1965-71. Only Ryan Zimmerman (264) has hit more long balls while representing Washington D.C. Roy Sievers is third with 180.

"Hondo" came to D.C. on Dec. 4, 1964 via a seven-player trade with the Dodgers that also netted Ken McMullen, Phil Ortega, Dick Nen and Pete Richert in exchange for John Kennedy, Claude Osteen and \$100,000.

A love affair between player and town began almost immediately, as teammates, media and fans alike marveled at Howard's tape-measure home runs, many of which taunted cavernous D.C. Stadium's dimensions.

Howard's 172 homer runs from 1967-70 were the most in MLB in that span, as Hall of Famers Harmon Killebrew and Willie McCovey tied for second with just 151.

Howard eventually represented the Senators in four Mid-Summer Classics and led the American League in home runs twice (44 in both 1968 and '70). "The Capital Punisher" also paced the AL in RBI (126) and walks (132) in 1970.

WASHINGTON, D.C. PROFESSIONAL BASEBALL TEAMS

YEAR(S)	LEAGUE	TEAM NAME	NOTE
1871-72	National Association	Olympic Baseball Club of Washington.....	Renamed Nationals Base Ball Club of Washington in mid-1872 season
1875	National Association	Washington Nationals.....	Disbanded after 1875 season
1879-80	National Association	Washington Nationals.....	Disbanded after 1880 season
1881	Eastern Association	Washington Nationals.....	Moved to Albany in mid-1881
1884	Union Association	Washington Nationals (a.k.a Quicksteps).....	Moved to Eastern Association for 1885 season
	American Association	Washingtons.....	Moved to Richmond in mid-1884
1885	Eastern Association	Washington Nationals.....	Disbanded after 1885 season
1886-89	National League	Washington Statesmen (a.k.a. Senators).....	Disbanded after 1889 season
1887	League of Colored Baseball Clubs	Capital Cities.....	Disbanded after 1887 season
1890	Atlantic Association	Washington Senators.....	Disbanded after 1890 season
1891	American Association	Washington Statesmen (a.k.a. Nationals).....	Disbanded after 1891 season
1892-99	National League	Washington Senators.....	Disbanded after 1899 season
1901-04	American League	Washington Senators.....	Renamed Washington Nationals after 1904 season
1905-55	American League	Washington Nationals.....	Renamed Washington Senators after 1955 season
1908	Union League	Washington Bandits.....	League disbanded in 1908
1912	United States League	Washington Senators.....	Disbanded in mid-1912
1924-25	Eastern Colored League	Washington Potomacs.....	Moved to Wilmington
1932	East-West League	Washington Pilots.....	League disbanded in 1932
1936-37	Negro National League	Washington Elite Giants.....	Moved to Baltimore for 1938 season
1937-48	Negro National League	Washington-Homestead Grays.....	League disbanded in 1948
1938	Negro National League	Washington Black Senators.....	Disbanded after 1938 season
1956-60	American League	Washington Senators.....	Moved to Minnesota for 1961 season
1961-71	American League	Washington Senators.....	Moved to Texas for 1972 season
2005-	National League	Washington Nationals.....	Team relocated from Montreal (beg. 2005 season)

SOURCE: National Baseball Hall of Fame and Museum, Cooperstown, NY



THE TRADITION OF OPENING DAY IN WASHINGTON, D.C.

Each Major League Club has its own unique celebration to mark the opening of the Major League Baseball season, but Opening Day in the nation's capital, Washington, D.C., was always a special and sometimes historic event. Washington, D.C.'s Opening Day tradition dates to April 14, 1910. William Howard Taft, the 27th President of the United States, attended the home opener of the Washington Senators against the Philadelphia Athletics. Numerous other government officials, including Vice President James Sherman, joined President Taft at the ballpark.

An overflow crowd of 12,000 fans—the largest baseball crowd in Washington at that time—gave President Taft a standing ovation as he made his way to his seats on the first-base side. Team president Thomas C. Noyes then took the two managers—Washington's Jimmy McAleer and Philadelphia's legendary Connie Mack—to meet the President.

Just prior to the start of the game, umpire Billy Evans walked over to President Taft's box and presented him with a new baseball. Evans instructed President Taft that he was to throw the ball from his seat in the stands to Senators pitcher Walter Johnson, who was standing at home plate, to officially commence the start of the American League championship season. After giving the ball briefly to First Lady Helen Taft, the President adjusted his gloves and made a good throw to Johnson, who immediately gave the ball to catcher Charles Street to have it secured in a safe place.

President Taft watched the entire game, a 3-0 Washington victory in which Johnson hurled a one-hit, complete-game shutout. After the game, Johnson sent the historic ball to the White House accompanied by a note to President Taft asking for his autograph on the ball. President Taft returned the ball after penning the following on it:

"For Walter Johnson, with the hope that he may continue to be as formidable as in yesterday's game. William H. Taft."

Although President Taft was the first to throw out a ceremonial first pitch, it was not the first time a President of the United States attended a Major League Baseball game. Benjamin Harrison, the 23rd U.S. President, is believed to be the first sitting President to attend a Major League game when he witnessed a NL game between Cincinnati and Washington in June 1892. That wasn't even the first interaction with a professional baseball team as nine years earlier President Chester A. Arthur welcomed the Cleveland franchise of the National League to the White House.

Having the President throw out the ceremonial first pitch at Washington's home opener was such an enormous success—not only in the nation's capital but around the country—that it led to the American League granting Washington permission to open the American League championship season one day before the rest of the League. This action was approved on December 13, 1927, in recognition of the U.S. President throwing out the ceremonial first pitch.

Including President Taft's precedent-setting throw in 1910, 12 different Presidents attended a home opener of the Washington Senators a total of 46 times. The Senators posted a 23-23 mark in home openers with a President present.

President Taft (2-0) and Woodrow Wilson (3-0), the 28th U.S. President, were the only two to never see the Senators lose. The only U.S. Presidents never to see Washington win a home opener were Lyndon Johnson (0-3), Richard Nixon (0-2) and Barack Obama (0-1). Following is the breakdown of Washington's record on Opening Day, listed by President:

PRESIDENT OF THE UNITED STATES	WASHINGTON'S RECORD ON OPENING DAY
Woodrow Wilson (D)	3-0 (1,000)
William Howard Taft (R)	2-0 (1,000)
George W. Bush (R)	2-0 (1,000)
Calvin Coolidge (R)	3-1 (.750)
Warren Harding (R)	2-1 (.667)
Dwight Eisenhower (R)	4-3 (.571)
Franklin Roosevelt (D)	4-4 (.500)
Harry Truman (D)	3-4 (.429)
John F. Kennedy (D)	1-2 (.333)
Herbert Hoover (R)	1-3 (.250)
Barack Obama (D)	0-1 (.000)
Richard Nixon (R)	0-2 (.000)
Lyndon Johnson (D)	0-3 (.000)
TOTAL	25-24 (.510) Democrats 11-14 (.440), Republicans 14-10 (.583)

Prior to the Senators move to Texas in 1972, each President since Taft was in attendance for a Washington Senators home opener at least once. Several Presidents had to miss on occasion, including President Taft in 1912 because of the sinking of the Titanic and President Wilson in 1918 and 1919 because of World War I.

Since 1972, the tradition of Presidents and Opening Day has continued in other Major League cities. The only President to never throw out a ceremonial first pitch at an Opening Day game was Jimmy Carter. President George W. Bush threw out the ceremonial first pitch at RFK Stadium on April 14, 2005 to usher the return of baseball to the nation's capital, then again to open Nationals Park on March 30, 2008. President Barack Obama continued the tradition on April 5, 2010, throwing out the first pitch prior to the Nationals' season opener vs. Philadelphia.

FRANCHISE OPENING DAY NOTES

FRANCHISE OPENING DAY HISTORY

The 2023 season - the Nationals' 19th in the nation's capital - begins on March 30th when they face the Atlanta Braves at Nationals Park...The Nationals are 8-10 on Opening Day, including 4-6 at home and 4-4 on the road...Washington opened 2022 with a 5-1 loss to the New York Mets at Citi Field.

- The Nationals/Expos record on Opening Day is 26-28 (.481), including an all-time mark of 7-9 in 16 season openers at home and 19-19 in road openers... The Expos went 18-18 (.500) on Opening Day (15-15 in road openers; 3-3 in Quebec and 3-3 when playing host on Opening Day).
- Opening Day 2023 will mark the fifth time the Nationals (2005-pres.) have faced the Braves on Opening Day...Washington faced Atlanta on Opening Day in 2008, 2011, 2016 and 2021.
- The Washington Nationals opened Nationals Park and earned their first Opening Day victory on March 30, 2008, with a 3-2 win over Atlanta on ESPN's Sunday Night Baseball...Ryan Zimmerman led the Nationals to victory with a walk-off solo homer in the bottom of the ninth inning, snapping a streak of four consecutive losses in season openers for the Nationals/Expos...Opening Day in Washington, D.C. has long been a baseball tradition, as from 1952-71, the Senators annually opened the American League schedule by hosting a game.

OPENING DAY STARTING NODS

Twenty-five different pitchers have toed the rubber in a starting role for the Nationals/Expos on Opening Day in 50 seasons since 1969...Only nine made more than one Opening Day start for this franchise...Four have made more than one for the Nationals since 2005.

PITCHER	OPENING DAY STARTS (MON/WSH)	PITCHER	OPENING DAY STARTS (2005-PRES.)
Steve Rogers.....	9 (1976-83, 1985)	Max Scherzer.....	6 (2015-16, 2018-21)
Dennis Martinez.....	6 (1988-93)	Stephen Strasburg.....	4 (2012-14, 2017)
Max Scherzer.....	6 (2015-16, 2018-21)	Livan Hernandez.....	3 (2005-06, 2011)
Livan Hernandez.....	4 (2004-06, 2011)	John Lannan.....	2 (2009-10)
Stephen Strasburg.....	4 (2012-14, 2017)		
Jeff Fassero.....	3 (1994-96)		
Dustin Hermanson.....	2 (1999-00)		
John Lannan.....	2 (2009-10)		
Javier Vazquez.....	2 (2001-02)		

- 15 pitchers have made one Opening Day start for the Nationals/Expos franchise: Patrick Corbin (2022), Odalis Perez (2008), John Patterson (2007), Tony Armas Jr. (2003), Carlos Perez (1998), Jim Bullinger (1997), Floyd Youmans (1987), Bryn Smith (1986), Charlie Lea (1984), Dave McNally (1975), Steve Renko (1974), Mike Torrez (1973), Bill Stoneman (1972), Carl Morton (1971), Joe Sparna (1970), Jim Grant (1969).

FRANCHISE OPENING DAY STARTING LINEUPS (MONTREAL EXPOS 1969-2004, WASHINGTON NATIONALS 2005-PRESENT)

APRIL 6, 1969 at NYM		APRIL 15, 1972 at STL		APRIL 7, 1975 at STL		APRIL 7, 1978 at NYM	
MONTREAL	11	MONTREAL	3	MONTREAL	8	MONTREAL	1
NYM	10	STL	2	STL	4	NYM	3
Attendance — 44,541		Attendance — 7,808		Attendance — 31,769		Attendance — 11,756	
Maury Wills.....	SS	Ron Hunt.....	2B	Tony Scott.....	LF	Ellis Valentine.....	RF
Gary Sutherland.....	2B	Bob Bailey.....	3B	Tim Foli.....	SS	Dave Cash.....	2B
Rusty Staub.....	RF	Mike Jorgensen.....	1B	Pepe Mangual.....	CF	Andre Dawson.....	CF
Mack Jones.....	LF	Ron Fairly.....	RF	Mike Jorgensen.....	1B	Gary Carter.....	C
Bob Bailey.....	1B	Ken Singleton.....	LF	Barry Foote.....	C	Tony Perez.....	1B
John Bateman.....	C	Boots Day.....	CF	Gary Carter.....	RF	Warren Cromartie.....	LF
Coco Laboy.....	3B	Terry Humphrey.....	C	Pete Mackanin.....	2B	Larry Parrish.....	3B
Don Hahn.....	CF	Tim Foli.....	SS	Larry Parrish.....	3B	Chris Speier.....	SS
Jim Grant.....	RHP	Bill Stoneman.....	RHP	Dave McNally.....	LHP	Steve Rogers.....	RHP
APRIL 6, 1970 at CIN		APRIL 6, 1973 at CHI		APRIL 9, 1976 at NYM		APRIL 6, 1979 at PIT	
MONTREAL	1	MONTREAL	2	MONTREAL	2	MONTREAL	3
CIN	5	CHI	3	PHI	3	PIT	2
Attendance — 30,124		Attendance — 40,273		Attendance — 15,963		Attendance — 36,141 [10 in.]	
Gary Sutherland.....	2B	Ron Hunt.....	2B	Pepe Mangual.....	CF	Andre Dawson.....	CF
Rusty Staub.....	RF	Tim Foli.....	SS	Larry Blittner.....	LF	Rodney Scott.....	2B
Ron Fairly.....	1B	Mike Jorgensen.....	1B	Mike Jorgensen.....	1B	Warren Cromartie.....	LF
Bob Bailey.....	LF	Ron Fairly.....	LF	Larry Parrish.....	3B	Ellis Valentine.....	RF
Coco Laboy.....	3B	Ken Singleton.....	LF	Barry Foote.....	C	Tony Perez.....	1B
Adolfo Phillips.....	CF	Bob Bailey.....	3B	Gary Carter.....	RF	Gary Carter.....	C
John Boccabella.....	C	Jorge Roque.....	CF	Pete Mackanin.....	2B	Larry Parrish.....	3B
Bobby Wine.....	SS	John Boccabella.....	C	Tim Foli.....	SS	Chris Speier.....	SS
Joe Sparna.....	RHP	Mike Torrez.....	RHP	Steve Rogers.....	RHP	Steve Rogers.....	RHP
APRIL 6, 1971 at NYM		APRIL 10, 1974 at PIT		APRIL 9, 1977 at PHI		APRIL 11, 1980 at PHI	
MONTREAL	2	MONTREAL	12	MONTREAL	4	MONTREAL	3
NYM	4	PIT	8	PHI	3	PHI	6
Attendance — 26,062		Attendance — 40,434 [13 in.]		Attendance — 43,367		Attendance — 48,460	
Boots Day.....	CF	Ron Hunt.....	3B	Dave Cash.....	2B	Ron Leflore.....	LF
Ron Hunt.....	2B	Willie Davis.....	CF	Tim Foli.....	SS	Rodney Scott.....	2B
Rusty Staub.....	RF	Bob Bailey.....	LF	Ellis Valentine.....	RF	Andre Dawson.....	CF
Bob Bailey.....	3B	Hal Breeden.....	1B	Tony Perez.....	1B	Ellis Valentine.....	RF
Ron Fairly.....	1B	Ken Singleton.....	RF	Larry Parrish.....	3B	Larry Parrish.....	3B
Mack Jones.....	LF	Jim Cox.....	2B	Gary Carter.....	C	Gary Carter.....	C
John Bateman.....	C	Barry Foote.....	C	Andre Dawson.....	CF	Warren Cromartie.....	1B
Bobby Wine.....	SS	Tim Foli.....	SS	Warren Cromartie.....	LF	Chris Speier.....	SS
Carl Morton.....	RHP	Steve Renko.....	RHP	Steve Rogers.....	RHP	Steve Rogers.....	RHP

FRANCHISE OPENING DAY STARTING LINEUPS

(MONTREAL EXPOS 1969-2004, WASHINGTON NATIONALS 2005-PRESENT)

APRIL 8, 1981 at PIT

MONTREAL	6
PIT	5
Attendance — 40,332	
Tim Raines.....LF	
Rodney Scott.....2B	
Andre Dawson.....2B	
Ellis Valentine.....CF	
Gary Carter.....CF	
Larry Parrish.....3B	
Warren Cromartie.....1B	
Chris Spieker.....SS	
Steve Rogers.....RHP	

APRIL 9, 1982 at PHI

MONTREAL	2
PHI	0
Attendance — 7,795	
Tim Raines.....LF	
Wallace Johnson.....2B	
Andre Dawson.....CF	
Al Oliver.....1B	
Gary Carter.....CF	
Warren Cromartie.....CF	
Tim Wallach.....3B	
Chris Spieker.....SS	
Steve Rogers.....RHP	

APRIL 6, 1983 at CHI

MONTREAL	3
CHI	0
Attendance — 4,802	
Tim Raines.....LF	
Bryan Little.....SS	
Andre Dawson.....CF	
Al Oliver.....1B	
Gary Carter.....CF	
Tim Wallach.....3B	
Warren Cromartie.....RF	
Doug Flynn.....2B	
Steve Rogers.....RHP	

APRIL 3, 1984 at HOU

MONTREAL	4
HOU	2
Attendance — 28,105	
Pete Rose.....LF	
Bryan Little.....2B	
Tim Raines.....CF	
Andre Dawson.....RF	
Gary Carter.....CF	
Tim Wallach.....3B	
Terry Francona.....1B	
Argenis Salazar.....SS	
Charlie Lea.....RHP	

APRIL 8, 1985 at CIN

MONTREAL	1
CIN	4
Attendance — 52,971	
Tim Raines.....LF	
Herm Winningham.....CF	
Andre Dawson.....RF	
Dan Driessen.....1B	
Hubie Brooks.....SS	
Vance Law.....2B	
Tim Wallach.....3B	
Mike Fitzgerald.....C	
Steve Rogers.....RHP	

APRIL 8, 1986 at ATL

MONTREAL	0
ATL	6
Attendance — 37,858	
Tim Raines.....LF	
Vance Law.....2B	
Andre Dawson.....RF	
Jason Thompson.....1B	
Hubie Brooks.....SS	
Tim Wallach.....3B	
Mitch Webster.....CF	
Darrin Bliardello.....C	
Bryn Smith.....RHP	

APRIL 6, 1987 at CIN

MONTREAL	5
CIN	11
Attendance — 55,166	
Alonzo Powell.....LF	
Mitch Webster.....RF	
Andrés Galarraga.....2B	
Hubie Brooks.....SS	
Tim Wallach.....3B	
Vance Law.....2B	
Jeff Reed.....C	
Reid Nichols.....CF	
Floyd Youmans.....RHP	

APRIL 4, 1988 vs. NYM

NYM	10
MONTREAL	6
Attendance — 55,415	
Tim Raines.....LF	
Mitch Webster.....CF	
Hubie Brooks.....RF	
Tim Wallach.....3B	
Andrés Galarraga.....1B	
Tom Foley.....2B	
Luis Rivera.....SS	
Jeff Reed.....C	
Dennis Martinez.....RHP	

APRIL 4, 1989 vs. PIT

PIT	5
MONTREAL	6
Attendance — 35,154	
Tim Raines.....LF	
Dave Martinez.....CF	
Andrés Galarraga.....1B	
Hubie Brooks.....RF	
Tim Wallach.....3B	
Tom Foley.....2B	
Nelson Santovenia.....C	
Spike Owen.....SS	
Dennis Martinez.....RHP	

APRIL 9, 1990 at STL

MONTREAL	5
STL	0
Attendance — 48,752	(11 in.)
Delino DeShields.....2B	
Marquis Grissom.....CF	
Tim Raines.....LF	
Tim Wallach.....3B	
Andrés Galarraga.....1B	
Larry Walker.....RF	
Nelson Santovenia.....C	
Spike Owen.....SS	
Dennis Martinez.....RHP	

APRIL 8, 1991 at PIT

MONTREAL	7
PIT	0
Attendance — 54,274	
Delino DeShields.....2B	
Dave Martinez.....CF	
Ivan Calderon.....LF	
Tim Wallach.....3B	
Larry Walker.....RF	
Andrés Galarraga.....1B	
Ron Hassey.....1B	
Spike Owen.....SS	
Dennis Martinez.....RHP	

APRIL 6, 1992 at PIT

MONTREAL	0
PIT	2
Attendance — 48,000	
Delino DeShields.....2B	
Marquis Grissom.....CF	
Ivan Calderon.....LF	
Larry Walker.....RF	
Tim Wallach.....1B	
Bret Barberie.....3B	
Darrin Fletcher.....C	
Spike Owen.....SS	
Dennis Martinez.....RHP	

APRIL 5, 1993 at CIN

MONTREAL	1
CIN	2
Attendance — 55,456	
Delino DeShields.....2B	
Moises Alou.....LF	
Marquis Grissom.....CF	
Larry Walker.....RF	
Frank Bolick.....3B	
John Vander Wal.....1B	
Wil Cordero.....SS	
Tim Laker.....C	
Dennis Martinez.....RHP	

APRIL 4, 1994 at HOU

MONTREAL	5
HOU	6
Attendance — 45,440	(12 in.)
Marquis Grissom.....CF	
Mike Lansing.....2B	
Moises Alou.....LF	
Larry Walker.....RF	
Darrin Fletcher.....C	
Wil Cordero.....SS	
Cliff Floyd.....1B	
Sean Berry.....3B	
Jeff Fassero.....LHP	

APRIL 26, 1995 at PIT

MONTREAL	6
PIT	2
Attendance — 34,841	
Mike Lansing.....2B	
Cliff Floyd.....1B	
Roberto Kelly.....CF	
Moises Alou.....RF	
Darrin Fletcher.....C	
Wil Cordero.....SS	
Tony Tarasco.....LF	
Sean Berry.....3B	
Jeff Fassero.....LHP	

APRIL 2, 1996 at CIN

MONTREAL	1
CIN	4
Attendance — 53,136	
Mark Grudzielanek.....SS	
Mike Lansing.....2B	
Rondell White.....CF	
Moises Alou.....LF	
David Segui.....1B	
Sherman Obando.....RF	
Darrin Fletcher.....C	
Shane Andrews.....3B	
Jeff Fassero.....LHP	

APRIL 1, 1997 vs. STL

STL	1
MONTREAL	2
Attendance — 33,437	
Mark Grudzielanek.....SS	
Mike Lansing.....2B	
Rondell White.....CF	
Henry Rodriguez.....LF	
David Segui.....1B	
Darrin Fletcher.....C	
Joe Orsulak.....RF	
Shane Andrews.....3B	
Jim Bullinger.....RHP	

APRIL 1, 1998 vs. PIT

PIT	4
MONTREAL	0
Attendance — 31,220	
Mark Grudzielanek.....SS	
F.P. Santangelo.....CF	
Vladimir Guerrero.....RF	
Brad Fuller.....1B	
Rondell White.....LF	
Jose Vidro.....2B	
Shane Andrews.....3B	
Chris Widger.....C	
Carlos Perez.....LHP	

APRIL 5, 1999 at PIT

MONTREAL	9
PIT	2
Attendance — 43,405	
Wilton Guerrero.....2B	
Orlando Cabrera.....SS	
Rondell White.....LF	
Vladimir Guerrero.....RF	
Brad Fuller.....1B	
Michael Barrett.....3B	
Chris Widger.....C	
Manny Martinez.....CF	
Dustin Hermanson.....RHP	

APRIL 3, 2000 vs. LAD

LAD	10
MONTREAL	4
Attendance — 51,249	
Peter Bergeron.....CF	
Jose Vidro.....2B	
Rondell White.....LF	
Vladimir Guerrero.....RF	
Lee Stevens.....1B	
Michael Barrett.....3B	
Chris Widger.....C	
Orlando Cabrera.....SS	
Dustin Hermanson.....RHP	

APRIL 2, 2001 at CHI

MONTREAL	5
CHI	4
Attendance — 38,466	(10 in.)
Peter Bergeron.....CF	
Jose Vidro.....2B	
Fernando Tatís.....3B	
Vladimir Guerrero.....RF	
Lee Stevens.....1B	
Milton Bradley.....LF	
Orlando Cabrera.....SS	
Michael Barrett.....C	
Javier Vazquez.....RHP	

APRIL 3, 2002 vs. FLA

FLA	6
MONTREAL	7
Attendance — 34,351	
Peter Bergeron.....CF	
Jose Vidro.....2B	
Vladimir Guerrero.....RF	
Orlando Cabrera.....SS	
Lee Stevens.....1B	
Chris Truby.....3B	
Brad Wilkerson.....LF	
Michael Barrett.....C	
Javier Vazquez.....RHP	

MARCH 31, 2003 at ATL

MONTREAL	10
ATL	2
Attendance — 40,258	
Endy Chavez.....CF	
Jose Vidro.....2B	
Ron Calloway.....RF	
Wil Cordero.....1B	
Brad Wilkerson.....LF	
Orlando Cabrera.....SS	
Fernando Tatís.....3B	
Michael Barrett.....C	
Tony Armas, Jr.....RHP	

APRIL 6, 2004 at FLA

MONTREAL	3
FLA	4
Attendance — 55,315	
Peter Bergeron.....CF	
Jose Vidro.....2B	
Carl Everett.....RF	
Orlando Cabrera.....SS	
Brad Wilkerson.....LF	
Tony Batista.....3B	
Termel Sledge.....LF	
Livan Hernandez.....RHP	

APRIL 4, 2005 at PHI

WASHINGTON	4
PHI	8
Attendance — 44,080	
Brad Wilkerson.....CF	
Cristian Guzman.....SS	
Jose Vidro.....2B	
Jose Guillen.....RF	
Nick Johnson.....1B	
Alfonso Soriano.....LF	
Ryan Zimmerman.....3B	
Royce Clayton.....SS	
Termel Sledge.....CF	
Brian Schneider.....LF	
Livan Hernandez.....RHP	

APRIL 3, 2006 at NYM

WASHINGTON	2
NYM	3
Attendance — 54,371	
Brandon Watson.....CF	
Jose Vidro.....2B	
Jose Guillen.....RF	
Nick Johnson.....1B	
Alfonso Soriano.....LF	
Ryan Zimmerman.....3B	
Royce Clayton.....SS	
Brian Schneider.....CF	
Livan Hernandez.....RHP	

APRIL 2, 2007 vs. FLA

FLA	9
WASHINGTON	2
Attendance — 40,389	
Felipe Lopez.....2B	
Cristian Guzman.....SS	
Ryan Zimmerman.....3B	
Austin Kearns.....RF	
Dmitri Young.....1B	
Brian Schneider.....LF	
Ryan Church.....CF	
Nook Logan.....CF	
John Patterson.....RHP	

March 30, 2008 vs. ATL

ATL	2
WASHINGTON	3
Attendance — 39,389	
Cristian Guzman.....SS	
Lastings Milledge.....CF	
Ryan Zimmerman.....3B	
Nick Johnson.....1B	
Austin Kearns.....RF	
Paul Du Duca.....C	
Elijah Dukes.....LF	
Ronnie Belliard.....2B	
Odalis Perez.....LHP	



FRANCHISE OPENING DAY STARTING LINEUPS (MONTREAL EXPOS 1969-2004, WASHINGTON NATIONALS 2005-PRESENT)

April 6, 2009 at FLA

WASHINGTON	6
FLA	12
Attendance — 34,523	
Lastings Milledge.....CF	
Cristian Guzman.....SS	
Ryan Zimmerman.....3B	
Adam Dunn.....LF	
Nick Johnson.....1B	
Austin Kearns.....RF	
Ronnie Belliard.....2B	
Jesus Flores.....C	
John Lannan.....LHP	

April 5, 2010 vs. PHI

PHI	11
WASHINGTON	1
Attendance — 41,290	
Nyjer Morgan.....CF	
Willie Harris.....RF	
Ryan Zimmerman.....3B	
Adam Dunn.....1B	
Josh Willingham.....LF	
Adam Kennedy.....2B	
Ivan Rodriguez.....C	
Ian Desmond.....SS	
John Lannan.....LHP	

March 31, 2011 vs. ATL

ATL	2
WASHINGTON	0
Attendance — 39,055	
Ian Desmond.....SS	
Jayson Werth.....RF	
Ryan Zimmerman.....3B	
Adam LaRoche.....1B	
Michael Morse.....LF	
Rick Ankiel.....CF	
Danny Espinosa.....2B	
Ivan Rodriguez.....C	
Livan Hernandez.....RHP	

April 5, 2012 at CHI

WASHINGTON	2
CHI	1
Attendance — 41,176	
Ian Desmond.....SS	
Danny Espinosa.....2B	
Ryan Zimmerman.....3B	
Adam LaRoche.....1B	
Jayson Werth.....RF	
Mark DeRosa.....CF	
Roger Bernadina.....LF	
Wilson Ramos.....C	
Stephen Strasburg.....RHP	

April 1, 2013 vs. MIA

MIA	0
WASHINGTON	2
Attendance — 45,274	
Denard Span.....CF	
Jayson Werth.....RF	
Bryce Harper.....LF	
Ryan Zimmerman.....3B	
Adam LaRoche.....1B	
Ian Desmond.....SS	
Danny Espinosa.....2B	
Wilson Ramos.....C	
Stephen Strasburg.....RHP	

March 31, 2014 at NYM

WASHINGTON	9
NYM	7
Attendance — 42,442	
Denard Span.....CF	
Ryan Zimmerman.....3B	
Jayson Werth.....RF	
Wilson Ramos.....C	
Bryce Harper.....LF	
Ian Desmond.....SS	
Adam LaRoche.....1B	
Anthony Rendon.....2B	
Stephen Strasburg.....RHP	

April 6, 2015 vs. NYM

NYM	3
WASHINGTON	1
Attendance — 42,295	
Michael A. Taylor.....CF	
Yunel Escobar.....3B	
Bryce Harper.....RF	
Ryan Zimmerman.....1B	
Wilson Ramos.....C	
Ian Desmond.....SS	
Dan Uggla.....2B	
Tyler Moore.....LF	
Max Scherzer.....RHP	

April 4, 2016 at ATL

WASHINGTON	4
ATL	3
Attendance — 48,282	
Ben Revere.....CF	
Anthony Rendon.....3B	
Bryce Harper.....RF	
Ryan Zimmerman.....1B	
Daniel Murphy.....2B	
Jayson Werth.....LF	
Wilson Ramos.....C	
Danny Espinosa.....SS	
Max Scherzer.....RHP	

April 3, 2017 vs. MIA

MIA	2
WASHINGTON	4
Attendance — 42,774	
Trea Turner.....SS	
Adam Eaton.....CF	
Bryce Harper.....RF	
Daniel Murphy.....2B	
Ryan Zimmerman.....1B	
Jayson Werth.....LF	
Stephen Drew.....3B	
Matt Wieters.....C	
Stephen Strasburg.....RHP	

March 30, 2018 at CIN

WASHINGTON	2
CIN	0
Attendance — 43,878	
Adam Eaton.....LF	
Anthony Rendon.....3B	
Bryce Harper.....RF	
Ryan Zimmerman.....1B	
Howie Kendrick.....2B	
Trea Turner.....SS	
Michael A. Taylor.....CF	
Matt Wieters.....C	
Max Scherzer.....RHP	

March 28, 2019 vs. NYM

NYM	2
WASHINGTON	0
Attendance — 42,263	
Adam Eaton.....RF	
Trea Turner.....SS	
Anthony Rendon.....3B	
Juan Soto.....LF	
Ryan Zimmerman.....1B	
Yan Gomes.....C	
Brian Dozier.....2B	
Max Scherzer.....RHP	
Victor Robles.....CF	

July 23, 2020 vs. NYY

NYN	4
WASHINGTON	1
Attendance — 0	
Trea Turner.....SS	
Adam Eaton.....RF	
Starlin Castro.....2B	
Howie Kendrick.....DH	
Eric Thames.....1B	
Kurt Suzuki.....C	
Astrubal Cabrera.....3B	
Andrew Stevenson.....LF	
Victor Robles.....CF	
Max Scherzer.....RHP	

April 6, 2021 vs. ATL

ATL	5
WASHINGTON	6
Attendance — 4,801	
Victor Robles.....CF	
Trea Turner.....SS	
Juan Soto.....RF	
Ryan Zimmerman.....1B	
Starlin Castro.....3B	
Hernán Pérez.....2B	
Andrew Stevenson.....LF	
Jonathan Lucroy.....C	
Max Scherzer.....RHP	

April 7, 2022 vs. NYM

NYM	5
WASHINGTON	1
Attendance — 35,052	
Cesar Hernandez.....2B	
Ruan Soto.....RF	
Nelson Cruz.....DH	
Josh Bell.....1B	
Keibert Ruiz.....C	
Lane Thomas.....LF	
Malik Franco.....3B	
Alcides Escobar.....SS	
Jonathan Lucroy.....CF	
Patrick Corbin.....LHP	



OPENING DAY HISTORY — BASEBALL IN WASHINGTON, D.C. (1901-PRESENT)

BASEBALL IN D.C. — OPENING DAY

When a Washington-based team has kicked off the season by celebrating Opening Day in the District (as opposed to marking Opening Day on the road), 13 U.S. Presidents have thrown the season's ceremonial first pitch at either a Nationals or Senators game since 1910...The 13 Commanders in Chief to open the season with a ceremonial first pitch: William H. Taft (1910-11), Woodrow Wilson (1912, '14), Warren Harding (1921-22), Calvin Coolidge (1924, '27-28), Herbert Hoover (1929-32), Franklin D. Roosevelt (1933, '35-41), Harry S. Truman (1946, '48-50, '52), Dwight Eisenhower (1953-58, '60), John F. Kennedy (1961-63), Lyndon Johnson (1964-65, '67), Richard Nixon (1969), George W. Bush (2008), and Barack Obama (2010).

[NOTE: ALL OPPONENTS LISTED IN AL FROM 1901-1971]							FIRST PITCH
YEAR	DATE/SITE/OPPONENT	RESULT	WP	LP	ATT.	U.S. PRESIDENT	
1901	April 26 at PHI	W5-1	CARRICK	Fraser	10,000	—	
1902	April 23 vs. BOS	W7-3	ORTH	Dineen	6,253	—	
1903	April 22 vs. NYY	W3-1	CHESBRO	Orth	10,000	—	
1904	April 14 vs. PHI	L3-8	Plank	WILSON	6,000	—	
1905	April 14 vs. NYY	L2-4	Chesbro	PATTEN	9,161	—	
1906	April 14 vs. PHI	L3-4	Bender	HUGHES	12,962	—	
1907	April 11 vs. NYY	L2-3	Orth	HUGHES	12,902	—	
1908	April 14 at BOS	L1-3	YOUNG	Smith	18,752	—	
1909	April 12 vs. NYY	W4-1	SMITH	Newton	12,078	—	
DECADE OPENING DAY RECORD: 4-5							
1910	April 14 vs. PHI	W3-0	JOHNSON	Plank	12,226	Taft	
1911	April 12 vs. BOS	W8-5	WALKER	Wood	16,000	Taft	
1912	April 11 at PHI	L2-4	Coombs	JOHNSON	15,000	—	
1913	April 10 vs. NYY	W2-1	JOHNSON	McConnell	20,000	Wilson	
1914	April 14 at BOS	W3-0	JOHNSON	Collins	20,000	—	
1915	April 14 vs. NYY	W7-0	JOHNSON	Warhop	15,557	Wilson	
1916	April 12 at NYY	W3-2	JOHNSON	Caldwell	20,000	—	
1917	April 11 at PHI	W3-0	W.JOHNSON	R.Johnson	8,000	—	
1918	April 15 vs. NYY	L3-6	Mogridge	JOHNSON	15,000	—	
1919	April 23 vs. PHI	W1-0	JOHNSON	Perry	14,000	—	
DECADE OPENING DAY RECORD: 8-2							
1920	April 15 at BOS	L6-7	Russell	JOHNSON	7,000	—	
1921	April 13 vs. BOS	L3-6	Jones	JOHNSON	18,212	Harding	
1922	April 12 vs. NYY	W6-5	MOGRIDGE	Jones	27,000	Harding	
1923	April 18 at PHI	L1-3	Harriss	JOHNSON	20,000	—	
1924	April 15 vs. PHI	W4-0	JOHNSON	Harriss	25,000	Coolidge	
1925	April 14 at NYY	L1-5	Shocker	MOGRIDGE	50,000	—	
1926	April 13 vs. PHI	W1-0	JOHNSON	Rommel	25,000	VP Dawes	
1927	April 12 vs. BOS	W6-2	COVELESKI	Harriss	30,000	Coolidge	
1928	April 10 vs. BOS	L5-7	MacFayden	GASTON	25,000	Coolidge	
1929	April 17 vs. PHI	L4-13	Rommel	JONES	25,000	Hoover	
DECADE OPENING DAY RECORD: 4-6							
1930	April 14 vs. BOS	L3-4	Smith	BRAXTON	20,000	Hoover	
1931	April 14 vs. PHI	L3-5	Grove	CROWDER	32,000	Hoover	
1932	April 11 vs. BOS	W1-0	CROWDER	MacFayden	18,000	Hoover	
1933	April 12 vs. PHI	W4-1	CROWDER	Freitas	24,000	Roosevelt	
1934	April 17 at BOS	W6-5	CROWDER	Johnson	33,336	—	
1935	April 17 vs. PHI	W4-2	WHITEHILL	Cain	20,000	Roosevelt	
1936	April 14 vs. NYY	W1-0	NEWSOM	Gomez	31,000	Roosevelt	
1937	April 19 vs. PHI	L3-4	Williams	CASCARELLA	33,000	Roosevelt	
1938	April 18 vs. PHI	W12-8	FERRELL	Williams	29,000	Roosevelt	
1939	April 20 at PHI	L0-2	Caster	DESHONG	7,000	—	
DECADE OPENING DAY RECORD: 6-4							
1940	April 16 vs. BOS	L0-1	Grove	LEONARD	31,000	Roosevelt	
1941	April 14 vs. NYY	L0-3	Russo	LEONARD	32,000	Roosevelt	
1942	April 14 vs. NYY	L0-7	Ruffing	HUDSON	31,000	VP Wallace	
1943	April 20 vs. PHI	W7-5	CARRASQUEL	Christopher	25,093	—	
1944	April 18 vs. PHI	L2-3	Berry	CANDINI	27,000	VP Wallace	
1945	April 17 at PHI	W14-8	LEONARD	Newsom	7,846	—	
1946	April 16 vs. BOS	L3-6	Hughson	WOLFF	30,372	Truman	
1947	April 15 at BOS	L6-7	Dorish	WYNN	30,822	—	
1948	April 19 vs. NYY	L4-12	Reynolds	WYNN	31,728	Truman	
1949	April 18 vs. PHI	W3-2	SCARBOROUGH	Fowler	26,000	Truman	
DECADE OPENING DAY RECORD: 3-7							
HALF CENTURY OPENING-DAY RECORD: 25-24							

[NOTE: ALL OPPONENTS LISTED IN AMERICAN LEAGUE]

FIRST PITCH

YEAR	DATE/SITE/OPPONENT	RESULT	WP	LP	ATT.	U.S. PRESIDENT
1950	April 18 vs. PHI	W8-7	SCARBOROUGH	Scheib	29,320	Truman
1951	April 17 at PHI	W6-1	MARRERO	Schantz	8,285	—
1952	April 15 vs. BOS	L0-3	Parnell	PORTERFIELD	25,869	Truman
1953	April 16 vs. NYY	L3-6	Sain	PORTERFIELD	25,112	Eisenhower
1954	April 13 vs. NYY	W5-3	DIXON	REYNOLDS	27,160	Eisenhower
1955	April 11 vs. BAL	W12-5	PORTERFIELD	Kretlow	26,634	Eisenhower
1956	April 17 vs. NYY	L4-10	Larsen	PASCUAL	27,837	Eisenhower
1957	April 15 vs. BAL	L6-7	Loes	PASCUAL	23,872	Eisenhower
1958	April 14 vs. BOS	W5-2	RAMOS	Sullivan	26,675	Eisenhower
1959	April 9 vs. BAL	W9-2	RAMOS	Harshman	26,850	VP Nixon

DECADE OPENING DAY RECORD: 6-4

1960	April 18 vs. BOS	W10-1	PASCUAL	Sturdivant	28,327	Eisenhower
1961	April 10 vs. CWS	L3-4	Baumann	DONOVAN	26,725	Kennedy
1962	April 9 vs. DET	W4-1	DANIELS	Mossi	44,383	Kennedy
1963	April 8 vs. BAL	L1-3	Barber	RUDOLPH	43,022	Kennedy
1964	April 13 vs. LAA	L0-4	McBride	OSTEEN	40,145	Johnson
1965	April 12 vs. BOS	L2-7	Monbouquette	ORTEGA	43,554	Johnson
1966	April 11 vs. CLE	L2-5	McDowell	RICHART	44,468	VP Humphrey
1967	April 10 vs. NYY	L0-8	Stottlemire	RICHART	44,382	Johnson
1968	April 10 vs. MIN	L0-2	Chance	PASCUAL	32,063	VP Humphrey
1969	April 7 vs. NYY	L4-8	Stottlemire	PASCUAL	45,113	Nixon

DECADE OPENING DAY RECORD: 2-8

1970	April 6 vs. DET	L0-5	Lolich	BOSMAN	45,015	—
1971	April 5 vs. OAK	W8-0	BOSMAN	Blue	45,061	—

DECADE OPENING DAY RECORD: 1-1

1972-2004			*** NO MAJOR LEAGUE BASEBALL TEAM IN WASHINGTON, D.C. ***				
2005	April 4 at PHI	L4-8	Lieber	HERNANDEZ	44,080	—	
2006	April 3 at NYM	L2-3	Glavine	HERNANDEZ	54,371	—	
2007	April 2 vs. FLA	L2-9	Willis	PATTERSON	40,389	—	
2008	March 30 vs. ATL	W3-2	RAUCH	Moylan	39,389	Bush	
2009	April 6 at FLA	L6-12	Nolasco	LANNAN	34,323	—	

DECADE OPENING DAY RECORD: 1-4

2010	April 5 vs. PHI	L1-11	Halladay	LANNAN	41,290	Obama
2011	March 31 vs. ATL	L0-2	Lowe	HERNANDEZ	39,055	—
2012	April 5 at CHI	W2-1	CLIPPARD	Marmol	41,176	—
2013	April 1 vs. MIA	W2-0	STRASBURG	Nolasco	45,274	—
2014	March 31 at NYM	W9-7	BARRETT	Familia	42,442	—
2015	April 6 vs. NYM	L1-3	Colon	SCHERZER	42,295	—
2016	April 4 at ATL	W4-3	TREINEN	O'Flaherty	48,282	—
2017	April 3 vs. MIA	W4-2	STRASBURG	Phelps	42,744	—
2018	March 30 at CIN	W2-0	SCHERZER	Bailey	43,878	—
2019	March 28 vs. NYM	L0-2	deGrom	SCHERZER	42,263	—

DECADE OPENING DAY RECORD: 6-4

2020	July 23 vs. NYY	L1-4	Cole	SCHERZER	0	—
2021	April 6 vs. ATL	W6-5	HUDSON	Smyly	4,801	—
2022	April 7 vs. NYM	L5-1	Megill	CORBIN	35,052	—

DECADE OPENING DAY RECORD: 1-2

WASHINGTON, D.C. HOME OPENERS WHEN SEASON BEGAN ON THE ROAD

[NOTE: ALL OPPONENTS LISTED IN AL FROM 1901-1971]

YEAR	DATE/SITE/OPPONENT	RESULT	WP	LP	ATT.	FIRST PITCH U.S. PRESIDENT
1901	April 29 vs. BAL	W5-2	CARRICK	McGinnity	10,000	—
1908	April 22 vs. BOS	L3-5	Winter	SMITH	10,000	—
1912	April 19 vs. PHI	W6-0	JOHNSON	Brown	9,000	VP Sherman
1914	April 23 vs. BOS	L0-5	R.Johnson	W.JOHNSON	18,000	—
1916	April 20 vs. NYY	W12-4	JOHNSON	Keating	12,000	Wilson
1917	April 20 vs. PHI	L4-6	Johnson	GALLIA	7,000	VP Marshall
1920	April 22 vs. BOS	W8-5	ERICKSON	Karr	16,000	VP Marshall
1923	April 26 vs. PHI	W2-1	ZACHARY	Harris	22,000	Harding
1925	April 22 vs. NYY	W10-1	JOHNSON	Shocker	35,000	Coolidge
1934	April 24 vs. BOS	L0-5	Welch	RUSSELL	25,000	Roosevelt
1939	April 21 vs. NYY	L3-6	Gomez	KRAKAUSKAS	32,000	VP Garner
1945	April 20 vs. NYY	L3-6	Bevens	HAEFNER	24,494	—
1947	April 18 vs. NYY	L0-7	Reynolds	NEWSOM	28,579	*Truman
1951	April 20 vs. NYY	W5-3	CONSUEGRA	Byrne	27,331	Truman
2005	April 14 vs. ARI	W5-3	HERNANDEZ	Vazquez	43,861	George W. Bush
2006	April 11 vs. NYM	L1-7	Bannister	ORTIZ	40,530	VP Cheney
2009	April 13 vs. PHI	L8-9	Moyer	RIVERA	40,386	—
2012	April 12 vs. CIN	W3-2	STAMMEN	Simon	40,907	—
2014	April 4 vs. ATL	L1-2	Avilan	CLIPPARD	42,834	—
2016	April 7 vs. MIA	L4-6	Phelps	ROARK	41,650	—
2018	April 5 vs. NYM	L2-8	deGrom	STRASBURG	42,477	—

BASEBALL IN WASHINGTON, D.C. RECORD IN HOME OPENERS WHEN SEASON BEGAN ON ROAD: 9-12 (.429)

*Truman threw one ball right-handed and one left-handed.

WASHINGTON SENATORS YEAR-BY-YEAR

YEAR	WINS	LOSSES	PCT.	DIVISION FINISH	GB/GA	ATTENDANCE	MANAGER(S)
1901	61	72	.459	6	-20.5	161,661	Jim Manning
1902	61	75	.449	6	-22.0	188,158	Tom Loftus
1903	43	94	.314	8	-47.5	128,878	Tom Loftus
1904	38	113	.251	8	-55.5	131,744	Malachi Kittridge Patsy Donovan
1905	64	87	.421	7	-37.5	252,027	Jake Stahl
1906	55	95	.367	7	-43.5	129,903	Jake Stahl
1907	49	102	.325	8	-22.5	221,929	Joe Cantillon
1908	67	85	.441	7	-56.0	264,252	Joe Cantillon
1909	42	110	.276	8	-36.5	205,199	Joe Cantillon
1910	66	85	.437	7	-38.5	254,591	Jimmy McAleer
1911	64	90	.416	7	-14.0	244,884	Jimmy McAleer
1912	91	61	.599	2	-6.5	350,663	Clark Griffith
1913	90	64	.584	2	-19.0	325,831	Clark Griffith
1914	81	73	.526	3	-17.0	243,888	Clark Griffith
1915	85	68	.556	4	-14.5	167,332	Clark Griffith
1916	76	77	.497	7	-25.5	177,265	Clark Griffith
1917	74	79	.484	5	-4.0	89,682	Clark Griffith
1918	72	56	.563	3	-32.0	182,122	Clark Griffith
1919	56	84	.400	7	-29.0	234,096	Clark Griffith
1920	68	84	.447	6	-18.0	359,260	Clark Griffith
1921	80	73	.523	4	-25.0	456,069	George McBride
1922	69	85	.448	6	-23.5	458,552	Clyde Milan
1923	75	78	.490	4	+2.0	357,406	Donie Bush
1924	92	62	.597	1	+8.5	584,310	Bucky Harris
1925	96	55	.636	1	-8.0	817,199	Bucky Harris
1926	81	69	.540	4	-25.0	551,580	Bucky Harris
1927	85	69	.552	3	-26.0	528,976	Bucky Harris
1928	75	79	.487	4	-8.0	378,501	Bucky Harris
1929	71	81	.467	5	-8.0	355,506	Walter Johnson
1930	94	60	.610	2	-16.0	614,474	Walter Johnson
1931	92	62	.597	3	-14.0	492,657	Walter Johnson
1932	93	61	.604	3	+7.0	371,396	Walter Johnson
1933	99	53	.651	1	-34.0	437,533	Joe Cronin
1934	66	86	.434	7	-27.0	330,074	Joe Cronin
1935	67	86	.438	6	-20.0	255,011	Bucky Harris
1936	82	71	.536	4	-28.5	379,799	Bucky Harris
1937	73	80	.477	6	-23.5	397,799	Bucky Harris
1938	75	76	.497	5	-41.5	522,694	Bucky Harris
1939	65	87	.428	6	-26.0	339,257	Bucky Harris
1940	64	90	.416	7	-31.0	381,241	Bucky Harris
1941	70	84	.455	7	-39.5	415,663	Bucky Harris
1942	62	89	.357	7	-13.5	403,493	Bucky Harris
1943	84	69	.549	2	-23.5	574,694	Ossie Bluege
1944	64	90	.416	8	-1.5	525,235	Ossie Bluege
1945	87	67	.562	2	-28.0	652,660	Ossie Bluege
1946	76	78	.494	4	-33.0	1,027,216	Ossie Bluege
1947	64	90	.416	7	-40.0	850,758	Ossie Bluege
1948	56	97	.366	7	-7.0	795,254	Joe Kuhel
1949	50	104	.325	8	-31.0	770,745	Joe Kuhel
1950	67	87	.435	5	-36.0	699,697	Bucky Harris
1951	62	92	.403	7	-17.0	695,167	Bucky Harris
1952	78	76	.506	5	-23.5	699,457	Bucky Harris
1953	76	76	.500	5	-45.0	595,594	Bucky Harris
1954	66	88	.429	6	-43.0	503,542	Bucky Harris
1955	53	101	.344	8	-38.0	425,238	Chuck Dressen
1956	59	95	.383	7	-43.0	431,647	Chuck Dressen
1957	55	99	.357	8	-31.0	457,079	Chuck Dressen
1958	61	93	.396	8	-31.0	475,288	Cookie Lavagetto
1959	63	91	.409	8	-24.0	615,372	Cookie Lavagetto
1960	73	81	.474	5	-47.5	743,404	Cookie Lavagetto
1961*	61	100	.379	10	-35.5	597,287	Mickey Vernon
1962*	60	101	.373	10	-48.5	729,775	Mickey Vernon
1963*	56	106	.346	10	-37.0	535,604	Mickey Vernon
1964*	62	100	.383	9	-32.0		Eddie Yost
1965*	70	92	.432	8	-25.5	600,106	Gil Hodges
1966*	71	88	.446	8	-37.5	560,083	Gil Hodges
1967*	76	85	.472	7	-25.5	576,260	Gil Hodges
1968*	65	96	.403	10	-15.5	770,868	Gil Hodges
1969*	86	76	.530	10	-37.5	546,661	Jim Lemon
1970*	70	92	.432	6E	-23.0	918,106	Ted Williams
1971*	63	96	.396	5E	-38.0	824,789	Ted Williams
					-38.5	655,156	Ted Williams

* — Expansion Washington Senators, as the original Nationals/Senators franchise had moved to Minnesota for the 1961 season.

SENATORS AL ALL-STARS

PLAYER (POSITION)	YEARS
Bob Allison (OF).....	1959
Ossie Bluege (3B).....	1935
Rocky Bridges (SS).....	1958
Paul Casanova (C).....	1967
George Case (OF).....	1939, '43, '44
Ben Chapman (OF).....	1936
Joe Cronin (SS).....	1933, '34
Al Crowder (RHP).....	1933
Dick Donovan (RHP).....	1961
Jake Early (C).....	1943
Rick Ferrell (C).....	1937, '38, '44
Wes Ferrell (RHP).....	1937
Chuck Hinton (OF).....	1964
Frank Howard (OF).....	1968-71
Sid Hudson (RHP).....	1941, '42
Jackie Jensen (OF).....	1952
Bob Johnson (OF).....	1943
Harmon Killebrew (3B).....	1959
Darold Knowles (LHP).....	1969
Jim Lemon (OF).....	1960
Don Leppert (C).....	1963
Buddy Lewis (OF/3B).....	1938, '47
Dutch Leonard (RHP).....	1940, '43, '44
Heinie Manush (OF).....	1934
Connie Marrero (RHP).....	1951
Walter Masterson (RHP).....	1947, '48
Cass Michaels (2B).....	1950
Buddy Myer (2B).....	1935, '37
Camilo Pascual (RHP).....	1959, '60
Bob Porterfield (RHP).....	1954
Pedro Ramos (RHP).....	1959
Pete Richert (LHP).....	1965, '66
Eddie Robinson (1B).....	1949
Jack Russell (RHP).....	1934
Roy Sievers (1B).....	1956, '57, '59
Stan Spence (OF).....	1942, '44, '46, '47
Dave Stenhouse (RHP).....	1962
Dean Stone (LHP).....	1954
Cecil Travis (3B).....	1937, '40, '41
Mickey Vernon (1B).....	1946, '48, '53, '54, '55
Early Wynn (RHP).....	1947
Ed Yost (3B).....	1952

NOTE: Joe Cronin managed the AL All-Star Team in 1934

SENATORS AL MOST VALUABLE PLAYER

YEAR	PLAYER	STATS
1913	Walter Johnson.....	36-7, 1.14 ERA, 243 SO
1924	Walter Johnson.....	23-7, 2.72 ERA, 158 SO
1925	Roger Peckinpaugh.....	.294—4—64, 13 SB

SENATORS AL ROOKIE OF THE YEAR

YEAR	PLAYER	STATS
1958	Albie Pearson.....	.275—3—33
1959	Bob Allison.....	.261—30—85

SENATORS RAWLINGS GOLD GLOVES

YEAR	PLAYER	POSITION
1960	Earl Battey.....	C

SENATORS 20-GAME WINNERS

YEAR	PITCHER	RECORD
1910	Walter Johnson.....	25-17
1911	Walter Johnson.....	25-13
1912	Walter Johnson.....	32-12
	Bob Groom.....	24-13
1913	Walter Johnson.....	*36-7
1914	Walter Johnson.....	*28-18
1915	Walter Johnson.....	*27-13
1916	Walter Johnson.....	*25-19
1917	Walter Johnson.....	23-16
1918	Walter Johnson.....	*23-13
1919	Walter Johnson.....	20-14
1924	Walter Johnson.....	*23-17
1925	Walter Johnson.....	20-7
	Stan Coveleski.....	20-5
1932	Al Crowder.....	*26-13
	Monte Weaver.....	22-10
1933	Al Crowder.....	*24-15
	Earl Whitehill.....	22-8
1939	Dutch Leonard.....	20-8
1945	Roger Wolff.....	20-10
1953	Bob Porterfield.....	*22-10

* — Led AL in wins

SENATORS BATTING CHAMPIONS

YEAR	PLAYER	BATTING AVERAGE
1902	Ed Delahanty.....	.376
1928	Goose Goslin.....	.379
1935	Buddy Myer.....	.349
1946	Mickey Vernon.....	.353
1953	Mickey Vernon.....	.337

SENATORS HOME RUN CHAMPIONS

YEAR	PLAYER	HOME RUNS
1957	Roy Sievers.....	42
1959	Harmon Killebrew.....	*42
1968	Frank Howard.....	44
1970	Frank Howard.....	44

* — Tied CLE's Rocky Colavito for AL lead

SENATORS RBI CHAMPIONS

YEAR	PLAYER	RBI
1924	Goose Goslin.....	129
1957	Roy Sievers.....	114
1970	Frank Howard.....	140

SENATORS STOLEN BASE CHAMPIONS

YEAR	PLAYER	STOLEN BASES
1906	John Anderson.....	*39
1912	Clyde Milan.....	88
1913	Clyde Milan.....	74
1920	Sam Rice.....	63
1937	Ben Chapman.....	**35
1939	George Case.....	51
1940	George Case.....	35
1941	George Case.....	33
1942	George Case.....	44
1943	George Case.....	61

* — Tied CLE's Elmer Flick

** — Played for both WAS and BOS, tied PH's Bill Werber

WASHINGTON, D.C. AND THE WORLD SERIES (PAGES 9-12 FOR DETAILED LOOK AT 2019 WORLD SERIES)

Washington, D.C. has hosted four World Series, with the original Washington (AL) Nationals claiming the 1924 World Championship and the 2019 Washington Nationals winning the 2019 World Series. Washington needed seven games to top heavy favorites in both Fall Classics. The 1924 New York Giants were appearing in their eighth World Series in 14 seasons and were managed by John McGraw. The Nationals won despite Walter Johnson losing each of his first two starts. However, Washington won, 4-3, in 12 innings as Johnson came out of the bullpen to earn the win in Game 7. The 1924 World Series remains the second of only five World Series to be decided in extra innings of the decisive seventh game.

The Washington (AL) Nationals would go on to play in two more Fall Classics, losing both. As defending World Champions in 1925, the Nationals won 92 games and claimed another AL Pennant, but lost to Pittsburgh in seven games. The Pirates topped the Nationals, 9-7, in Game 7 as Walter Johnson squandered a 4-0 lead after the first inning and eventually suffered the loss. The New York Giants provided payback for the 1924 Series by claiming the 1933 World Series over the AL Nationals in five games.

1924 WORLD SERIES — WASHINGTON TOPS NEW YORK GIANTS IN 7 GAMES

Game 1/Oct. 4, 1924/Griffith Stadium	1	2	3	4	5	6	7	8	9	10	11	12	R	H	E
NEW YORK GIANTS	0	1	0	1	0	0	0	0	0	0	0	2	4	14	1
WASHINGTON (AL) NATIONALS	0	0	0	0	0	1	0	0	1	0	0	1	3	10	1

PITCHERS: NYG - Nehf; WSH - Johnson
 WP - Nehf LP - Johnson SAVE - none
 HOME RUNS: NYG - Kelly, Terry; WSH - none
 ATTENDANCE: 35,760

Game 2/Oct. 5, 1924/Griffith Stadium	1	2	3	4	5	6	7	8	9	R	H	E
NEW YORK GIANTS	0	0	0	0	0	0	1	0	2	3	6	0
WASHINGTON (AL) NATIONALS	2	0	0	0	1	0	0	0	1	4	6	1

PITCHERS: NYG - Bentley; WSH - Zachary, Marberry (9)
 WP - Zachary LP - Bentley SAVE - none
 HOME RUNS: NYG - none; WSH - Goslin, Harris
 ATTENDANCE: 35,922

Game 3/Oct. 6, 1924/Pollo Grounds	1	2	3	4	5	6	7	8	9	R	H	E
WASHINGTON (AL) NATIONALS	0	0	0	2	0	0	0	1	1	4	9	2
NEW YORK GIANTS	0	2	1	1	0	1	0	1	X	6	12	0

PITCHERS: WSH - Marberry, Russell (4), Martina (7), Speece (8); NYG - McQuillan, Ryan (4), Jonnard (9), Watson (9)
 WP - McQuillan LP - Marberry SAVE - none
 HOME RUNS: WSH - none; NYG - Ryan
 ATTENDANCE: 47,608

Game 4/Oct. 7, 1924/Pollo Grounds	1	2	3	4	5	6	7	8	9	R	H	E
WASHINGTON (AL) NATIONALS	0	0	3	0	2	0	0	2	0	7	13	3
NEW YORK GIANTS	0	0	1	1	0	1	0	1	X	4	6	1

PITCHERS: WSH - Mogridge, Marberry (8); NYG - Barnes, Baldwin (6), Dean (8)
 WP - Mogridge LP - Barnes SAVE - none
 HOME RUNS: WSH - Goslin; NYG - none
 ATTENDANCE: 49,243

Game 5/Oct. 8, 1924/Pollo Grounds	1	2	3	4	5	6	7	8	9	R	H	E
WASHINGTON (AL) NATIONALS	0	0	0	1	0	0	0	1	0	2	9	1
NEW YORK GIANTS	0	0	1	0	2	0	0	3	X	6	13	0

PITCHERS: WSH - Johnson; NYG - Bentley, McQuillan (8)
 WP - Bentley LP - Johnson SAVE - none
 HOME RUNS: WSH - Goslin; NYG - Bentley
 ATTENDANCE: 49,211

Game 6/Oct. 9, 1924/Griffith Stadium	1	2	3	4	5	6	7	8	9	R	H	E
NEW YORK GIANTS	1	0	0	0	0	0	0	0	0	1	7	1
WASHINGTON (AL) NATIONALS	0	0	0	0	2	0	0	0	0	X	2	4

PITCHERS: NYG - Nehf, Ryan (8); WSH - Zachary
 WP - Zachary LP - Nehf SAVE - none
 HOME RUNS: NYG - none; WSH - none
 ATTENDANCE: 34,254

Game 7/Oct. 10, 1924/Griffith Stadium	1	2	3	4	5	6	7	8	9	10	11	12	R	H	E
NEW YORK GIANTS	0	0	0	0	0	3	0	0	0	0	0	0	3	8	3
WASHINGTON (AL) NATIONALS	0	0	0	1	0	0	0	2	0	0	0	1	4	10	4

PITCHERS: NYG - Barnes, Nehf (8), McQuillan (9), Bentley (11); WSH - Ogden, Mogridge (1), Marberry (6), Johnson (9)
 WP - Johnson LP - Bentley SAVE - none
 HOME RUNS: NYG - none; WSH - Harris
 ATTENDANCE: 31,667

POSTSEASON HISTORY (AL NATIONALS)

1924 The **AL Nationals** claim their first of three AL pennants and lone World Championship. The AL Nationals finished the regular season with a 92-62 (.597) mark and a 2.0-game lead over the second-place Yankees (89-63). The AL Nationals won a memorable seven-game World Series over the heavily favored New York Giants, who were competing in their eighth Fall Classic in 14 seasons. The series is best remembered for Game 7. The Giants led, 3-1, in the eighth, but Freddie Lindstrom's critical error on a routine grounder allowed the AL Nationals to send the game to extra innings. Washington won, 4-3, in 12 innings with Walter Johnson earning the win with 4.0 scoreless innings of relief. Earl McNeely's RBI double with one out in the 12th plated Muddy Reul, who had doubled earlier in the decisive inning that included a pair of Giants errors. While pitching in a starting role, Walter Johnson took the loss in both Game 1 and Game 5. Three of Washington's four wins in the Fall Classic were of the one-run variety. The 1924 World Series remains one of only five World Series to be decided in extra innings of the decisive seventh game.

1924 WORLD SERIES (Home team in BOLD CAPS) **TEAM INFO**

GM1: Nyg 4, **WSH** 3; WP-Nelf, LP-Johnson, SV-None; ATT: 35,760
GM2: Nyg 3, **WSH** 4; WP-Zachary, LP-Bentley, SV-Marberry; ATT: 35,922
GM3: Wsh 4, **NYG** 6; WP-McQuillan, LP-Marberry, SV-Watson; ATT: 47,608
GM4: Wsh 7, **NYG** 4; WP-Mogridge, LP-Barnes, SV-Marberry; ATT: 49,243
GM5: Wsh 2, **NYG** 6; WP-Bentley, LP-Johnson, SV-McQuillan; ATT: 49,211
GM6: Nyg 1, **WSH** 2; WP-Zachary, LP-Nehf, SV-None; ATT: 34,254
GM7: Nyg 3, **WSH** 4; WP-Johnson, LP-Bentley, SV-None; ATT: 31,667

Manager: Bucky Harris
Final Record: 92-62 (.597)
Clinch Date: September 29
2nd Place: Yankees (2.0 GB)
Finish: World Champs (Giants, 7 games)

1925 As defending World Champions in 1925, the **AL Nationals** won 92 games and claimed another AL flag, but lost to Pittsburgh in a seven-game Fall Classic. The Pirates topped the Nationals, 9-7, in Game 7 as Walter Johnson and the AL Nationals squandered a 4-0 first-inning lead and eventually suffered the loss. In Game 3, Sam Rice made the most intriguing catch in World Series history. Rice was patrolling Griffith Stadium's right field for the AL Nationals when, in the eighth inning, he made a dynamic catch of a would-be Earl Smith game-tying homer. Rice toppled over the fence in doing so and disappeared from sight. When Rice reappeared and showed the ball, umpires ruled he had successfully made the catch. Following the game, Rice was coy about the catch and penned a letter that was opened only after his death in 1974. The letter simply said, "at no time did I lose possession of the ball."

1925 WORLD SERIES (Home team in BOLD CAPS) **TEAM INFO**

GM1: Wsh 4, **PIT** 1; WP-Johnson, LP-Meadows, SV-None; ATT: 41,723
GM2: Wsh 2, **PIT** 3; WP-Aldridge, LP-Coveleski, SV-None; ATT: 43,364
GM3: Pit 3, **WSH** 4; WP-Ferguson, LP-Kremer, SV-Marberry; ATT: 36,495
GM4: Pit 0, **WSH** 4; WP-Johnson, LP-Yde, SV-None; ATT: 38,701
GM5: Pit 6, **WSH** 3; WP-Aldridge, LP-Coveleski, SV-None; ATT: 35,899
GM6: Wsh 2, **PIT** 3; WP-Kremer, LP-Ferguson, SV-None; ATT: 43,810
GM7: Wsh 7, **PIT** 9; WP-Kremer, LP-Johnson, SV-Oldham; ATT: 42,856


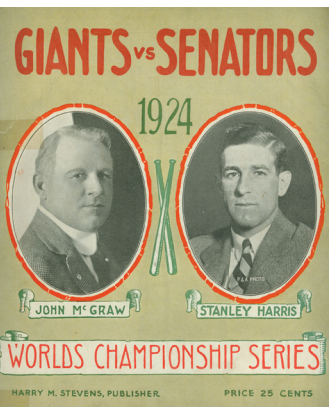
Manager: Bucky Harris
Final Record: 96-53 (.636)
Clinch Date: September 24
2nd Place: Athletics (8.5 GB)
Finish: American League Champs (Pirates, 7 games)

1933 The '33 **AL Nationals** earned a Postseason berth, going an MLB-best 99-53 (.651) and claiming the AL Championship by 7.0 games over the 91-win Yankees. Washington's pitching staff included a pair of 20-game winners: General Crowder (24 wins) and Earl Whitehill (22). However, the heavily favored AL Nationals struggled offensively in the Fall Classic, plating two or fewer runs thrice and hitting a collective .214 with just two home runs in five games. Mel Ott's solo shot in the top of the 10th snapped a 3-3 tie as the Giants claimed both Game 5 and the World Championship.

1933 WORLD SERIES (Home team in BOLD CAPS) **TEAM INFO**

GM1: Wsh 2, **NYG** 4; WP-Hubbell, LP-Stewart, SV-None; ATT: 46,672
GM2: Wsh 1, **NYG** 6; WP-Schumacher, LP-Crowder, SV-None; ATT: 35,461
GM3: Nyg 0, **WSH** 4; WP-Whitehill, LP-Fitzsimmons, SV-None; ATT: 25,727
GM4: Nyg 2, **WSH** 1; WP-Hubbell, LP-Weaver, SV-None; ATT: 26,762
GM5: Nyg 4, **WSH** 3; WP-Luque, LP-Russell, SV-None; ATT: 28,454

Manager: Joe Cronin
Final Record: 99-53 (.651)
Clinch Date: September 21
2nd Place: Yankees (7.0 GB)
Finish: American League Champs (Giants, 5 games)



Courtesy of the National Baseball Hall of Fame and Museum in Cooperstown, New York



POSTSEASON HISTORY (EXPOS/NATIONALS)

1981

In a season marred by a six-plus week labor stoppage, the **Montreal Expos** record a 30-23 (.566) mark in the season's second half to earn Montreal's lone Postseason berth in 36 National League seasons. The Expos finished 0.5-game ahead of the Cardinals in the second-half standings (Montreal played one extra game). Montreal matched up against the Phillies in the NLDS and won a decisive Game 5 as Steve Rogers tossed a six-hit shutout to outperform Steve Carlton for the second time in the series. The Expos' dreams of hosting the first World Series games outside of the United States were dashed, however, as Rick Monday hit a ninth-inning solo shot off Rogers to provide the Dodgers a 2-1 win in Game 5 of the NLCS. To this day, October 19 is still referred to as "Blue Monday" in Montreal.

1981 NLDS (Home team in BOLD CAPS)

GM1: Phi 1, **MON** 3; WP-Rogers, LP-Carlton, Save-Reardon; ATT: 34,237
 GM2: Phi 1, **MON** 3; WP-Gullickson, LP-Ruthven, Save-Reardon; ATT: 45,896
 GM3: Mon 2, **PHI** 6; WP-Christenson, LP-Burris, Save-None; ATT: 36,835
 GM4: Mon 5, **PHI** 6; WP-McGraw, LP-Reardon, Save-None; ATT: 38,818
 GM5: Mon 3, **PHI** 0; WP-Rogers, LP-Carlton, Save-None; ATT: 47,384

TEAM INFO

Manager: Dick Williams
Final Record: 60-48 (.556)
Clinch Date: October 3
2nd Place: Cardinals (0.5 GB)
Finish: National League Championship Series (Dodgers, 5 games)

1981 NLCS (Home team in BOLD CAPS)

GM1: Mon 1, **LAD** 5; WP-Hooten, LP-Gullickson, Save-None; ATT: 51,273
 GM2: Mon 3, **LAD** 0; WP-Burris, LP-Valenzuela, Save-None; ATT: 53,463
 GM3: Lad 1, **MON** 4; WP-Rogers, LP-Reuss, Save-None; ATT: 54,372
 GM4: Lad 7, **MON** 1; WP-Hooten, LP-Gullickson, Save-None; ATT: 54,499
 GM5: Lad 2, **MON** 1; WP-Valenzuela, LP-Rogers, Save-Welch; ATT: 36,491

2012

Eight years after landing in D.C., the **Washington Nationals** claimed their first Postseason berth by winning the NL East with a 98-64 record. En route to reach the 98 victories and the best winning percentage (.605) in MLB, the Nationals became the first baseball team representing the nation's capital to reach the Postseason since the AL Nationals won the American League pennant in 1933. In the NLDS, the Nationals squared off against the defending World Champion St. Louis Cardinals, who survived MLB's first one-game Wild Card playoff game at Turner Field thanks to a controversial infield fly ruling. Washington stole Game 1 behind rookie Tyler Moore's two-run pinch-hit single, which erased a 2-1 deficit with two outs in the eighth inning. The October-tested Cardinals rebounded in Games 2 and 3 with resounding victories. Game 4 rendered one of the great Postseason games in D.C. history when, with the game tied 1-1, Jayson Werth led off the bottom of the ninth with a game-ending homer that came on the 13th pitch of his epic at-bat. The collective euphoria following Werth's bolt evaporated just 24 hours later as the Nationals squandered 6-0 (after three innings) and 7-5 (after eight innings) leads before losing the decisive contest, 9-7.

2012 NLDS (Home team in BOLD CAPS)

GM1: Wsh 3, **STL** 2; WP-Matthews, LP-Boggs, Save-Storen; ATT: 47,078
 GM2: Wsh 4, **STL** 12; WP-Lynn, LP-Zimmermann, Save-None; ATT: 45,840
 GM3: Stl 8, **WSH** 0; WP-Carpenter, LP-Jackson, Save-None; ATT: 45,017
 GM4: Stl 1, **WSH** 2; WP-Storen, LP-Lynn, Save-None; ATT: 44,392
 GM5: Stl 9, **WSH** 7; WP-Motte, LP-Storen, Save-None; ATT: 45,966

TEAM INFO

Manager: Davey Johnson
Final Record: 98-64 (.605)
Clinch Date: October 1
2nd Place: Braves (4.0 GB)
Finish: National League Division Series (Cardinals, 5 games)

2014

For the second time in three years, the **Washington Nationals** were crowned National League East Division champions, recording the best record in the National League at 96-66. The Nationals finished the season 17.0 games ahead of the second-place Braves and Mets. In the NLDS, Washington faced off against San Francisco, who survived a one-game Wild Card playoff, topping Pittsburgh in the Steel City. The Nationals dropped the first two games at home, including an 18-inning affair that would turn out to be the longest Postseason game in MLB history at the time. Brandon Belt's solo home run in the 18th gave the Giants the 2-1 lead for good. Washington won Game 3 thanks to a three-run seventh inning in which they plied two runs on a throwing error by Madison Bumgarner. In Game 4, the Giants scored the eventual go-ahead run in the seventh inning when Aaron Barrett's 2-1 pitch skipped away from Wilson Ramos, allowing Joe Panik to score. Bryce Harper clubbed three home runs in the series, giving him four career Postseason homers before the age of 22, joining Andruw Jones, Miguel Cabrera and Mickey Mantle as the only players in baseball history to do so.

2014 NLDS (Home team in BOLD CAPS)

GM1: Sfg 3, **WSH** 2; WP-Peavy, LP-Strasburg, Save-Casilla; ATT: 44,035
 GM2: Sfg 2, **WSH** 1; WP-Petit, LP-Roark, Save-Strickland; ATT: 44,035
 GM3: Wsh 4, **SFG** 1; WP-Fister, LP-Bumgarner, Save-None; ATT: 43,627
 GM4: Wsh 2, **SFG** 3; WP-Strickland, LP-Thornton, Save-Casilla; ATT: 43,464

TEAM INFO

Manager: Matt Williams
Final Record: 96-66 (.593)
Clinch Date: September 16
2nd Place: Braves/Mets (16.0 GB)
Finish: National League Division Series (Giants, 4 games)

2016

In his first season at the helm, Dusty Baker led the **Washington Nationals** to their third National League East Division title in the last five years. The 2016 Nationals did so with a balanced attack and a steady approach, with an average of 15.8 wins per month and a 95-67 (.586) final regular-season record, the second-best mark in the National League (Chicago Cubs: 103-58, 640) and tied with the Texas Rangers for the second-best record in Major League Baseball. Washington faced off against the National League West Division champion Los Angeles Dodgers in the NLDS. Jose Lobaton's three-run home run in the fourth inning of Game 2 propelled the Nationals to the 5-2 win, evening the series, 1-1. In Game 3, Washington scored four runs in both the third and ninth innings to take control of the series with an 8-3 win. In Game 4, Postseason veteran Chase Utley capped a back-and-forth affair with an RBI-single in the bottom of the eighth to put the Dodgers ahead, 5-4, and in Game 5, Kenley Jansen (21 IP, H, 4 BB, 4 SO) and Clayton Kershaw (SV, 0.2 IP, SO) came out of the bullpen to shut down the Nationals in the final three innings and claim the series. Daniel Murphy reached base safely in every game of the NLDS, running his streak to 19 straight Postseason games. The 19-game Postseason on-base streak is the second-longest to start a Postseason career in MLB history behind Boog Powell (25 games, 1966-71).

2016 NLDS (Home team in BOLD CAPS)

GM1: Lad 4, **WSH** 3; WP-Kershaw, LP-Scherzer, Save-Jansen; ATT: 43,915
 GM2: Lad 2, **WSH** 5; WP-Treinen, LP-Hill, Save-Melancon; ATT: 43,826
 GM3: Wsh 8, **LAD** 3; WP-Solis, LP-Maeda, Save-None; ATT: 53,901
 GM4: Wsh 5, **LAD** 6; WP-Blanton, LP-Treinen, Save-Jansen; ATT: 49,617
 GM5: Lad 4, **WSH** 3; WP-Urías, LP-Rzepczynski, Save-Kershaw; ATT: 43,936

TEAM INFO

Manager: Dusty Baker
Final Record: 95-67 (.586)
Clinch Date: September 24
2nd Place: Mets (8.0 GB)
Finish: National League Division Series (Dodgers, 5 games)

2017

The **Washington Nationals** claimed their second consecutive National League East title and fourth in the last six years. Their 97-65 (.599) regular-season record was the second-best mark in the National League (Los Angeles Dodgers: 104-58, 642) and the fourth-best record in all of Major League Baseball. At 50-31 (.617), the Nationals owned the best road record in the NL, as well as a new franchise record (Nationals/Expos) for road wins in a single season (50). The 50 road wins were the most for any National League team since the 2011 Philadelphia Phillies also went 50-31. Washington took over sole possession of first on April 18 and did not relinquish it for the remainder of the season, ultimately winning the division by a 20.0-game margin. The Nationals faced off against the National League Central division champion Chicago Cubs. After dropping Game 1, the Nationals topped the Cubs, 6-3, in dramatic fashion in Game 2. Trailing 3-1 in the eighth inning, Bryce Harper clubbed a two-run home run to tie the game at 3-3 and three batters later, Ryan Zimmerman put Washington ahead 6-3 with a towering three-run home run. Facing defeat in Game 4, Stephen Strasburg pushed aside a virus that had made him ill for much of the week to rack up 12 strikeouts (re-setting his own Postseason franchise record (Nationals/Expos) for single-game strikeouts) over 7.0 scoreless innings as the Nationals won, 5-0. A dramatic back-and-forth affair in Game 5 eventually led to the 9-8 Cubs victory, advancing them to the 2017 National League Championship Series against the Los Angeles Dodgers.

2017 NLDS (Home team in BOLD CAPS)

GM1: Chi 3, **WSH** 0; WP-Hendricks, LP-Strasburg, Save-Davis; ATT: 43,898
 GM2: Chi 4, **WSH** 6; WP-Perez, LP-Edwards Jr., Save-Doollittle; ATT: 43,860
 GM3: Wsh 1, **CHI** 2; WP-Edwards Jr., LP-Kintzler, Save-Davis; ATT: 42,445
 GM4: Wsh 5, **CHI** 0; WP-Strasburg, LP-Arrieta, Save-None; ATT: 42,264
 GM5: Chi 9, **WSH** 8; WP-Duensing, LP-Scherzer, Save-Davis; ATT: 43,849

TEAM INFO

Manager: Dusty Baker
Final Record: 97-65 (.599)
Clinch Date: September 10
2nd Place: Marlins (20.0 GB)
Finish: National League Division Series (Cubs, 5 games)

WASHINGTON, D.C. AND THE NO-HITTER

Throughout the history of baseball in the nation's capital, four pitchers have accomplished the feat of completing a no-hitter. Walter Johnson, Bobby Burke, Jordan Zimmermann and Max Scherzer made their mark in D.C. baseball history with performances detailed below.

Walter Johnson

Bothered by what fans and media would later learn to be a "sore arm," Walter Johnson (H.O.F. 1936) tossed the only no-hitter of his Hall of Fame career on July 1, 1920 in a 1-0 win over the Boston Red Sox. Johnson struck out 10 batters and faced just one over the minimum due to a Bucky Harris' error, allowing Boston's Harry Hooper to reach base in the seventh inning. With two outs in the ninth inning, Hooper again stepped to the plate. He connected on a hard ground ball down the first-base line that many thought would be a base hit. Nationals first baseman Joe Judge made a leaping stab and threw to a covering Walter Johnson to record the final out. Writer Denman Thompson wrote in *The Evening Star* the following day that Johnson:

"...earned it solely on the strength of his superb hurling. It is doubtful if Walter ever displayed more speed. He did not depend upon his fast ball entirely. He used plenty of curves and also resorted to slow balls upon occasion, but when he chose to he lined the ball over the plate with such velocity that it was physically impossible for a human to gage its flight."


July 1, 1920/Fenway Park/Boston, MA	1	2	3	4	5	6	7	8	9	R	H	E
WASHINGTON (AL) NATIONALS	0	0	0	0	0	0	1	0	0	1	7	1
BOSTON RED SOX	0	0	0	0	0	0	0	0	0	0	0	1
PITCHERS: WSH - Johnson; BOS - Harper												
WP - Johnson LP - Harper	SAVE - none											
HOME RUNS: BOS - none WSH - none												
ATTENDANCE: Unknown												

Bobby Burke

With Walter Johnson patrolling the dugout as Manager of the 1931 Nationals, Bobby Burke recorded the second no-hitter in D.C. baseball history on August 8th, 1931 in a 5-0 win over the visiting Boston Red Sox at Griffith Stadium in Washington, D.C. The 24-year-old lefty struck out eight batters, walking five, en route to the accomplishment. Remarkably, this was Burke's first start for the Nationals in more than a month, as he appeared in six games out of the bullpen in between starts. Burke's no-hitter would be the last one thrown by a D.C. ballplayer until Jordan Zimmermann accomplished the feat more than 83 years later. Manager Walter Johnson told the media following Burke's no hitter:


"Before I sent Burke into the game, I told him to cut loose...He gained a lot of confidence in those early innings when the Red Sox started missing those third strikes. He was throwing the last pitch over there as if it was the first one and he soon found out he was getting away with it, like we told him he would." - The Washington Post, Aug. 10, 1931

August 8, 1931/Griffith Stadium/Washington, D.C.	1	2	3	4	5	6	7	8	9	R	H	E
BOSTON RED SOX	0	0	0	0	0	0	0	0	0	0	0	0
WASHINGTON (AL) NATIONALS	1	0	1	0	0	0	0	3	0	5	10	0
PITCHERS: BOS - Moore; WSH - Burke												
WP - Burke LP - Moore	SAVE - none											
HOME RUNS: BOS - none WSH - none												
ATTENDANCE: 5,000												



Courtesy of the National Baseball Hall of Fame and Museum in Cooperstown, New York

Walter Johnson



Courtesy of the National Baseball Hall of Fame and Museum in Cooperstown, New York

Bobby Burke

WASHINGTON, D.C. AND THE NO-HITTER

Jordan Zimmermann

On the final day of the 2014 National League East Division championship season, Jordan Zimmermann took the hill against Miami's Henderson Alvarez. Coincidentally, Alvarez tossed a no-hitter on the final day of the 2013 season for the Marlins. Zimmermann was his calm, efficient self, striking out 10 batters while walking just one, Justin Bour, on a 3-2 pitch that home plate umpire Alan Porter determined was just a bit low. Alvarez also spun a gem of his own, with the lone run of the game coming on an Ian Desmond solo home run into the Miami bullpen. Zimmermann's feat would have never materialized had it not been for Steven Souza Jr.'s miraculous play on the final out. His diving, over-the-shoulder catch of a line drive off the bat of Christian Yelich made an out of what was certain to be an extra-base hit. In a moment of pure emotion not usually shown by the stoic Zimmermann, he dropped his head, put his hands on his hips and would later tell the media, he thought "Double. No-doubt double," as the ball carried to deep left field. To make the catch, Souza Jr. dove backward, almost parallel to the ground, in an attempt to secure the ball. When he fell to the ground and reached his glove to the sky, Zimmermann thrust his right arm in the air as the crowd at Nationals Park erupted and the dugout emptied onto the field, mobbing Zimmermann and Souza Jr.




September 28, 2014/Nationals Park/Washington, D.C.

	1	2	3	4	5	6	7	8	9	R	H	E
MIAMI MARLINS	0	0	0	0	0	0	0	0	0	0	0	0
WASHINGTON (NL) NATIONALS	0	1	0	0	0	0	0	0	X	1	11	0

PITCHERS: MIA - Alvarez; WSH - Zimmermann
 WP - Zimmermann LP - Alvarez SAVE - none
 HOME RUNS: MIA - none WSH - Desmond (24)
 ATTENDANCE: 35,085

Max Scherzer

Coming off one of the most dominant pitching performances in Nationals history (2005-present), Max Scherzer took the hill at Nationals Park on June 20, 2015 looking to pick up where he left off. In his previous start, Scherzer struck out a then-Nationals-record and career-best 16 Milwaukee Brewers, while allowing just one hit (a Carlos Gomez flare to right field) in 9.0 shutout innings on June 14 at Miller Park. With a severe rain storm in the evening forecast for the Metro D.C. area, Scherzer took the mound at 4:05 p.m. and was perfect through 8.2 innings against a potent Pittsburgh Pirates lineup, striking out 10 batters along the way. With two outs in the top of the ninth inning, Pirates manager Clint Hurdle sent pinch-hitter Jose Tabata to the plate. A battle ensued, with Tabata quickly down 0-2 before working the count to 2-2. With Scherzer on the doorstep of history, Tabata managed to foul off three straight pitches before a slider from Scherzer ran in and hit him on the left elbow. Replays would spark debate as to whether or not Tabata attempted to move out of the way of the pitch, but Scherzer quickly moved on, telling the media: "You just focus on what you can do next. Just move on to the next hitter and go after Harrison, and do everything you can do and just pound him with fastballs. I was able to collect that final out." Indeed, one batter later Scherzer gathered himself and coaxed Josh Harrison into hitting a high fly ball to deep left field that settled into the glove of rookie Michael A. Taylor, completing the first no-hitter of Scherzer's career.




June 20, 2015/Nationals Park/Washington, D.C.

	1	2	3	4	5	6	7	8	9	R	H	E
PITTSBURGH PIRATES	0	0	0	0	0	0	0	0	0	0	0	0
WASHINGTON NATIONALS	0	0	0	1	0	4	1	0	X	6	8	0

PITCHERS: PIT - Liriano; WSH - Scherzer
 WP - Scherzer LP - Alvarez SAVE - None
 HOME RUNS: PIT - None WSH - Harper (23)
 ATTENDANCE: 41,104

Max Scherzer

With the 2015 season coming to a close, and once again after carrying a no-hitter through 7.1 innings in his previous outing, Max Scherzer took the hill for the final start of his inaugural season in Washington, D.C., vs. the 2015 National League East Division Champion New York Mets. In the second game of a doubleheader, Scherzer turned in one of the most dominant pitching performances in Major League history. Becoming just the sixth pitcher in MLB history to throw two no-hitters in the same season (including the postseason), Scherzer joined Johnny Vander Meer (1938), Allie Reynolds (1951), Virgil Trucks (1952), Nolan Ryan (1973) and Roy Halladay (2010). Scherzer was the first, however, to throw no-hitters against two postseason-bound teams in the same season, and the first to accomplish the dual feats without walking a single batter in either outing. Just one baserunner, catcher Kevin Plawecki, was able to reach base, due to a fielding error by third baseman Yunel Escobar. When his masterpiece was complete, Scherzer struck out a then-Nationals record (2005-present) and new career-best 17 batters, including a franchise record (Nationals/Expos) nine consecutive batters from the sixth to the ninth inning. According to the *Elias Sports Bureau*, Scherzer's 17 strikeouts tied Nolan Ryan (7/15/73 vs. DET) for the MLB record for strikeouts in a no-hitter. When asked about his place in Major League Baseball history, Scherzer said he was speechless. "You go out there and accomplish as much as you can," he said. "When you start talking about that (kind of history), you don't have words for it."



October 3, 2015/Citi Field/New York, NY

	1	2	3	4	5	6	7	8	9	R	H	E
WASHINGTON NATIONALS	0	0	0	0	0	1	1	0	0	2	5	1
NEW YORK METS	0	0	0	0	0	0	0	0	0	0	0	1

PITCHERS: WSH - Scherzer; NYM - Harvey
 WP - Scherzer LP - Harvey SAVE - None
 HOME RUNS: WSH - Uggla (2) NYM - None
 ATTENDANCE: 41,480



WASHINGTON, D.C. AND THE ALL-STAR GAME

JULY 7, 1937



The 1937 Midsummer Classic, which was the fifth Major League Baseball All-Star Game, was played on July 7th at Griffith Stadium. President Franklin D. Roosevelt was in attendance for the contest, marking the first All-Star Game to be played in front of a sitting President. Six future Presidents would later follow Roosevelt's lead, combining for eight overall All-Star appearances. The American League won the game, 8-3, improving to 4-1 overall in the five games. In the bottom of the third inning, Cleveland's Earl Averill hit a line drive off the foot of St. Louis Cardinals pitcher Dizzy Dean. Dean suffered a fractured toe and never fully recovered, pitching in just 42 games over the next four seasons. The AL started the scoring with two runs in the bottom of the third inning on a two-run home run by Hall of Famer Lou Gehrig. The homer drove home his Yankees teammate and fellow Hall of Famer Joe DiMaggio. After the NL cut the lead to 2-1 in the top of the fourth, the AL answered with three more runs of its own in the bottom of the inning and never looked back. The game featured 21 future Hall of Famers, including Earl Averill, Joe Cronin, Dizzy Dean, Bill Dickey, Joe DiMaggio, Rick Ferrell, Jimmie Foxx, Lou Gehrig, Charlie Gehringer, Lefty Gomez, Hank Greenberg, Lefty Grove, Gabby Hartnett, Billy Herman, Carl Hubbell, Ernie Lombardi, Joe Medwick, Johnny Mize, Mel Ott, Arky Vaughan and Paul Waner.

Griffith Stadium/Washington, D.C.	1	2	3	4	5	6	7	8	9	R	H	E
NATIONAL LEAGUE	0	0	0	1	1	1	0	0	0	3	13	0
AMERICAN LEAGUE	0	0	2	3	1	2	0	0	X	8	13	1

PITCHERS: NL - Dean, Hubbell, Blanton, Grissom, Mungo, Walters; AL - Gomez, Bridges, Harder
 WP - Gomez LP - Dean SAVE - None
 HOME RUNS: Gehrig
 ATTENDANCE: 31,391

JULY 10, 1956



The 1956 Midsummer Classic returned to Griffith Stadium for a second time to host the 23rd All-Star Game. The National League, using just three pitchers for the fourth time in All-Star history, defeated the American League, 7-3, for their second consecutive victory and sixth in seven years. The game was highlighted by home runs from four of the greatest players to ever play the game: Willie Mays and Stan Musial for the NL and Ted Williams and Mickey Mantle for the AL. After the NL built a 5-0 lead, Williams and Mantle hit back-to-back homers in the bottom of the sixth inning to make it a 5-3 game, but that was as close as the AL would get. Musial responded with his solo home run in the top of the seventh and his Cardinals teammate Ken Boyer made one outstanding defensive play after another to go along with his three hits to help the NL maintain the lead. The back-to-back homers by Williams and Mantle marked the second such instance, and one of five overall in All-Star history. NL starting pitcher Bob Friend picked up the victory after tossing three scoreless innings with three strikeouts. The game featured 18 Hall of Famers, including Hank Aaron, Ernie Banks, Yogi Berra, Roy Campanella, Whitey Ford, Nellie Fox, Al Kaline, George Kell, Mickey Mantle, Eddie Mathews, Willie Mays, Stan Musial, Robin Roberts, Frank Robinson, Duke Snider, Warren Spahn, Ted Williams and Early Wynn.

Griffith Stadium/Washington, D.C.	1	2	3	4	5	6	7	8	9	R	H	E
NATIONAL LEAGUE	0	0	1	2	1	1	2	0	0	7	11	0
AMERICAN LEAGUE	0	0	0	0	0	3	0	0	0	3	11	0

PITCHERS: NL - Friend, Spahn, Antonelli; AL - Pierce, Ford, Wilson Brewer, Score, Wynn
 WP - Friend LP - Pierce SAVE - None
 HOME RUNS: Mantle, Mays, Musial, Williams
 ATTENDANCE: 28,834

JULY 7, 1962



The first of two All-Star games in 1962 was hosted at D.C. Stadium, marking the third time the Midsummer classic was held in the nation's capital and the first time at the venue. President John F. Kennedy threw out the ceremonial first pitch. The NL topped the AL, 3-1, winning its 11th game in its last 15 attempts. Los Angeles Dodgers shortstop Maury Wills went 1-for-1 with two runs scored and a stolen base to capture the Arch Ward Trophy in the first year it was given to the game's Most Valuable Player. Hall of Famer Roberto Clemente recorded three of the NL's eight hits while the AL scattered just four hits in the game with their lone run coming on a Roger Maris sacrifice fly to score Rich Rollins. National League starting pitcher Don Drysdale threw three scoreless innings before handing the ball to his rival, Juan Marichal of the Giants, who picked up the win with two scoreless innings. The game featured 18 Hall of Famers, including Hank Aaron, Luis Aparicio, Riche Ashburn, Ernie Banks, Jim Bunning, Orlando Cepeda, Roberto Clemente, Don Drysdale, Bob Gibson, Sandy Koufax, Mickey Mantle, Juan Marichal, Willie Mays, Bill Mazeroski, Stan Musial, Brooks Robinson, Warren Spahn and Hoyt Wilhelm.

D.C. Stadium/Washington, D.C.	1	2	3	4	5	6	7	8	9	R	H	E
NATIONAL LEAGUE	0	0	0	0	2	0	1	0	0	3	8	0
AMERICAN LEAGUE	0	0	0	0	1	0	0	0	0	1	4	0

PITCHERS: NL - Drysdale, Marichal, Purkey, Shaw; AL - Bunning, Pascual, Donovan, Pappas
 WP - Marichal LP - Pascual SAVE - None
 HOME RUNS: None
 ATTENDANCE: 45,480

JULY 23, 1969



RFK Stadium played host to the first of two All-Star Games in history to be played on July 23rd. The game was originally scheduled for the night of July 22nd, but rain forced its postponement to the afternoon of the 23rd. The 40th Midsummer Classic was won by the National League, 9-3, marking the seventh consecutive victory for the Senior Circuit. Reds catcher Johnny Bench hit a two-run home run in the second inning to extend the NL lead to 3-0. The hometown hero, Frank Howard, put the AL on the board in the second inning with a solo home run. The NL answered back with five runs in the top of the third, highlighted by Willie McCovey's two-run homer and back-to-back doubles by Steve Millan and pitcher Steve Carlton. McCovey later homered to capture MVP honors. The game featured 19 Hall of Famers, including Hank Aaron, Ernie Banks, Johnny Bench, Rod Carew, Steve Carlton, Roberto Clemente, Bob Gibson, Reggie Jackson, Harmon Killebrew, Juan Marichal, Willie Mays, Willie McCovey, Phil Niekro, Tony Perez, Brooks Robinson, Frank Robinson, Ron Santo, Tom Seaver and Carl Yastrzemski.

RFK Stadium/Washington, D.C.	1	2	3	4	5	6	7	8	9	R	H	E
NATIONAL LEAGUE	1	2	5	1	0	0	0	0	0	9	11	0
AMERICAN LEAGUE	0	1	1	1	0	0	0	0	0	3	6	2

PITCHERS: NL - Carlton, Gibson, Singer, Koosman, Dierker, Niekro; AL - Stottlemire, Odum, Knowles, McLain, McNally, McDowell, Culp
 WP - Carlton LP - Stottlemire SAVE - None
 HOME RUNS: Bench, Freehan, Howard, McCovey (2)
 ATTENDANCE: 45,259



89TH MLB ALL-STAR GAME // JULY 2018

Nationals Park, Washington D.C., Virginia and Maryland were at the center of the baseball universe in July of 2018, serving as the host of the 89th Major League Baseball All-Star Game - the fifth All-Star Game held in D.C. (2018, 1969, 1962, 1956, 1937).

89TH ALL-STAR GAME PRESENTED BY MASTERCARD


The American League topped the National League, 8-6, in 10 innings. Tied at 2-2 heading to the top of the eighth inning, the two clubs combined to plate 10 runs in a thrilling final three innings. Seattle's Jean Segura clubbed a three-run home run in the top half of the eighth inning, while Milwaukee's Christian Yelich hit a solo homer and Cincinnati's Scooter Gennett hit a game-tying two-run shot in the bottom half. Alex Bregman of the Houston Astros was awarded the Ted Williams Most Valuable Player Award presented by Chevrolet after leading off the 10th inning with a solo home run to give the American League a 6-5 lead. Thirteen of the 14 runs came via an All-Star Game record 10 home runs. Max Scherzer tallied four strikeouts across 2.0 innings while making the start for the National League. Bryce Harper started the game in center field. Nationals manager Dave Martinez served as a coach on Dave Roberts' National League staff. Prior to the game, MLB paid tribute to 29 Medal of Honor recipients with a special video narrated by Bradley Cooper and a unique national anthem with performers dressed and positioned to create a large American Flag.

T-MOBILE HOME RUN DERBY

Nationals outfielder Bryce Harper - with the help of father Ron Harper and motivation from teammates Max Scherzer and Sean Doolittle, as well as former teammates Wilson Ramos and Felipe Vasquez - claimed victory in the T-Mobile Home Run Derby. Harper beat Atlanta's Freddie Freeman (1st rd.), Los Angeles Dodger Max Muncy (2nd rd.) and Chicago's Kyle Schwarber (final) en route to becoming the third player ever to win the Derby in his home ballpark, joining Hall of Famer Ryne Sandberg (1990, Wrigley Field) and Todd Frazier (2015, Great American Ball Park). In the final round, Harper clubbed nine home runs in the final minute and a half before receiving an additional 30 seconds of time. He hit his 19th home run of the round on his second swing, giving him the title. After the Derby-winning homer left his bat, Harper was mobbed by teammates Max Scherzer and Sean Doolittle, and was lifted in the air by manager Dave Martinez.

SiriusXM ALL-STAR FUTURES GAME

Team USA and Team World combined for eight home runs as the U.S. squad topped the World, 10-6. Cincinnati Reds prospect Taylor Trammell earned MVP honors, going 2-for-2 with a home run and a triple. Top Nationals prospects Carter Kieboom (0-for-2) and Luis Garcia (0-for-0, BB) entered the game as defensive replacements.



LEGENDS & CELEBRITY SOFTBALL GAME

The All-Star Legends & Celebrity Softball Game, part of All-Star Sunday, featured legends and celebrities competing together. Celebrities such as Jamie Foxx, Jennie Finch, Quincy Brown, Ashley Greene, Chris Jackson, Skai Jackson, Brian Kelley, Tim Kurkijan, Sascha Polanco, Taylor Kinney, Brandon Larracuenta, J.R. Martinez, Jessica Mendoza, Mike “The Miz” Mizanin, Bill Nye, Josh Norman, Scott Rogowsky and John Wall joined Major League Baseball Legends Hall of Famer Andre Dawson, Steve Finley, Cliff Floyd, Torii Hunter, Carlos Peña, Hall of Famer Tim Lincecum and Bernie Williams. Additionally, Wounded Warriors Softball Team players Sargent Jonathan Herst and Sargent Cody Rice participated.

Shaquille O’Neal, also known as “DJ Diesel,” performed during the Legends & Celebrity Softball Game and fans in attendance watched a two-song set from Florida Georgia Line live at Nationals Park.



GEICO ALL-STAR FANFEST

2018 GEICO All-Star FanFest - a five-day long celebration of baseball at the Walter E. Washington Convention Center - drew 112,390 fans from July 13-17. FanFest is annually the largest interactive baseball theme park in the world. For five days, baseball and softball fans had the opportunity to meet MLB Legends, get free autographs, receive daily giveaways and more. Activities included interactive games and prizes, MLB legends autograph signings, photo opportunities, Nationals artifacts and MLB trophies and awards on display, traditional ballpark food, vendor booths, and official 2018 MLB All-Star Game souvenirs.



PLAY BALL PARK

The 2018 PLAY BALL Park was located at The Yards at the Intersection of First and M Streets SE, Washington, D.C. PLAY BALL Park was a 56,000-square-foot interactive area where MLB and its programming partners provided fun, engaging and educational activities for youth baseball and softball players and their families - all in the backdrop of the Midsummer Classic. Nearly 40,000 fans (38,907) of all ages attended the 2018 version of PLAY BALL Park. The festive and expanded space included a turf diamond featuring daily programming of baseball/softball activities, batting & stickball tunnels, pitching inflatables, and MLB sponsor-activation zones.

Notable appearances at PLAY BALL Park included Commissioner Manfred, Jennie Finch, SiriusXM All-Star Futures Game players, Hall of Famer Cal Ripken, Jr., Hall of Famer David Ortiz, Rapper & D.C. native WALE, the Cast and Director of *The Sandlot* and more.

MLB ASSEMBLY

MLB Assembly combined music, fashion, art and baseball in a free event that included performances by Wale and Blocboy JB, live and interactive art installations from artists like Skylar Grey, Futura and Stash, and unique fashion collaborations featuring exclusive custom gear from brands like Levi’s, Fear of God x New Era, Mitchell & Ness and Billionaire Boys Club.



ALL-STAR SUMMER RIVERFEST PRESENTED BY COCA-COLA

The Yards and the Capitol Riverfront BID hosted an unforgettable family-friendly All-Star Summer Riverfront Festival at Yards Park and the Boardwalk. The Yards Park was transformed into a real-life sandlot where attendees enjoyed live music, pop-up bars, tasty food, photo booths, baseball-themed activities and games including bocce, sand art and oversized board games such as scrabble and chess.



MLB DIVERSITY AND INCLUSION PRESENTS: CULTURE + CODE

Taking place at the iconic Blind Whino, MLB’s inaugural “Culture + Code” event highlighted entrepreneurship, esports, culture and the arts thriving within the nation’s capital. With the intent of illustrating the diversity of Washington, DC and expanding the exposure to Major League Baseball, “Culture + Code” provided a platform for topics relevant to future leaders and fans of our game.



THE COLOR RUN MLB ALL-STAR 5K PRESENTED BY NIKE

The Color Run MLB All-Star 5K, presented by Nike, allowed participants to run in the shadow of their favorite baseball team's ballpark and through Anacostia Park during its 100th anniversary. As they ran, volunteers blasted various colors -- blue, yellow, pink, red -- at the runners and their provided white shirts. The runner's kit featured a unicorn hero medal and a limited edition All-Star 5K Nike tee.

ARMED SERVICE CLASSIC PRESENTED BY T-MOBILE

The Armed Services Classic was a co-ed adult softball tournament comprised of teams of active duty personnel from each of the five military branches. The Air Force and Army won the right to play for the newly-minted trophy crowned by an eagle figurine in the first installment of the tournament. On June 2nd and 3rd, the five branches of the military competed in a round robin tournament, with the Air Force and Army each compiling 3-1 records to advance. The inaugural All-Star Armed Services Classic presented by T-Mobile ended in a 9-2 win for the Air Force over the Army. Major League Baseball and the Washington Nationals designed the event to support and honor the general military community, as well as the many service members and families stationed in the National Capital Region.

NEGRO LEAGUES TRIBUTE AT BEN'S CHILI BOWL

MLB unveiled a mural honoring Negro Leagues Baseball and trailblazing players Mamie "Peanut" Johnson and Josh Gibson on the Lincoln Theatre across from historic Washington, D.C. restaurant Ben's Chili Bowl.



LEGACY PROJECTS

Shortly after Washington, D.C. was announced as the host of the 89th MLB All-Star Game, Major League Baseball, the Washington Nationals and the Nationals Dream Foundation began planning the 2018 All-Star Legacy initiative. Through this annual Midsummer Classic program, approximately \$5 million was given to seven community enrichment projects designed to leave a lasting impact throughout the local community, as well as support national charitable organizations with close ties to baseball.

Nationals All-Star Field at Walker Mill Regional Park (Prince George's County, Md.)

One baseball field was fully renovated while a secondary field was reconfigured and improved to allow different age groups to utilize the fields and expand youth baseball play overall. Areas of improvements included field grading, upgrades to sod and ballfield mix, the additions of a new irrigation system, scoreboard, covered dugouts, bleachers with shade structures, batting cage and storage shed. Upgrades to the field will allow for a variety of youth-focused activities, including PLAY BALL events (e.g., Scotts MLB Pitch, Hit & Run; Jr. Home Run Derby), youth showcase and league games, and more. The Prince George's County Parks and Recreation Foundation and Prince George's County Department of Parks and Recreation will be able to promote baseball and healthy, active lifestyles to more than 3,000 kids.

Bryce Harper All-Star Complex (Herndon, Va.)

In association with the Fairfax County Park Authority, MLB, the Nationals and the Dream Foundation worked to renovate two youth baseball fields that will serve as a beacon for youth baseball players in Northern Virginia, particularly Reston Herndon Little League. This field renovation project will expand overall play after enlarging one of the fields, which will accommodate various age levels. The improvements also included laser grading of the field being expanded, an extended irrigation system, as well as additions of new scoreboards, covered dugouts, bleachers with shade structures, and enhancements to a storage shed, fencing, batting cages, bullpens, a concession stand and restrooms. The Scotts® Company, the Official Lawn Care Company of Major League Baseball, generously supported this project. The complex was renamed after Bryce Harper following his significant personal contribution to this project.

USO-Metro All-Star Depot at Fort Belvoir (Fairfax County, Va.)

This project included a fully renovated 12,000-square-foot USO logistics facility at Fort Belvoir, featuring a new HVAC system and commercial-grade refrigeration units. The facility is primarily used to receive and store non-perishable goods and program supplies that are delivered weekly to the nine USO-Metro locations in the Washington D.C. region. This renovation increased the amount of products and supplies that can be stored at the facility, including the addition of bulk perishable foods to the inventory distributed to the nine USO-Metro locations. The facility also serves as an important program and event venue throughout the year, and these renovations expanded USO-Metro's reach and provided more programming throughout the year to local service members and their families.





Boys & Girls Clubs of Greater Washington -- All-Star Teen Room at Richard England Clubhouse #14 (Washington, D.C.)

This project featured a complete renovation and expansion of Clubhouse #14's Teen Room, including new furniture, TVs, computers and games, allowing much-needed space and supplies for multifaceted afterschool activities. Four inoperative HVAC units were replaced, providing a temperate climate year-round for the entire Clubhouse. Many inoperable doors were also replaced, providing increased safety for all at Clubhouse #14. MLB, the Nationals and the Dream Foundation hope to help retention rates among current members, as well as attract new ones to Clubhouse #14.

Mobile Dental Unit with Children's National (Various Locations throughout Greater Washington, D.C.)

MLB, the Nationals, the Dream Foundation, and Jeff Franzen and Sons provided a brand-new mobile dental unit serving 19 sites in Wards 7 & 8 and Prince George's County, Md. In these areas, there is just one dentist for every 4,000 residents (less than half of the national average), and this unit is bringing dental health professionals directly to more children and providing them with much-needed dental services. The unit also provides a more comfortable experience for both health professionals and children being treated. This mobile dental unit replaced another unit that Children's National, the leading pediatric health system in the Washington D.C. area, launched in 2001 to serve District of Columbia's Wards 7 & 8 and Prince George's County. Additionally, the new unit comes with the latest dental equipment and more patient chairs to serve more children than the previous unit allowed.

All-Star Pavilion at Washington Nationals Youth Baseball Academy (Washington, D.C.)



The Washington Nationals Youth Baseball Academy has become a hub for youth baseball and softball in the District, and the All-Star Pavilion, which is located next to the Academy's main field, has become a key element to programming and events since being unveiled during All-Star Week. The All-Star Pavilion is a 2,880-square-foot open-air space that covers four short-throw batting cages. These covered batting cages provide much-needed, weather-protected spaces and give scholar-athletes the ability to practice their baseball and softball skills in an open and airy environment. Additionally, the All-Star Pavilion allows for the creation of an outdoor gathering area with picnic tables for the Academy's farmers market and community use. The All-Star Pavilion is utilized year-round.

All-Star Teen Room, Playground, Computer Lab & Community Room at SOME Spring Road (Washington, D.C.)

MLB, the Nationals and the Dream Foundation provided a teen room, playground, computer lab and community room in cooperation with a much larger project with SOME (So Others Might Eat) Spring Road. SOME Spring Road offers safe, affordable housing to 37 homeless and extremely low-income families, including more than 100 children, currently living in Washington D.C. SOME's high-level supportive programs are being housed in these new MLB & Nationals-supported areas, and have given the resident children the ability to safely play and have fun right outside of their front door. Providing onsite programming for Spring Road's resident children and teens not only eliminates transportation barriers impacting participation, but gives parents peace of mind knowing that their children are safe at their family's home base.

BASEBALL IN WASHINGTON, DC RECORD BOOK (ALL RECORDS SINCE 1901)

CATEGORY	TEAM GENERAL	RECORD
Most Wins, Season	99	[1933]
Most Wins, Season Home	56	[1930]
Most Wins, Season Road	53	[1933]
Most Wins, Month	24	[August 1945]
Most Losses, Season	113	[1904]
Most Losses, Season Home	55	[2022]
Most Losses, Season Road	61	[1904]
Most Losses, Month	29	[July 1909]
Most Consecutive Wins	17	[May 30-June 18, 1912]
Most Consecutive Wins, Home	16	[July 30-September 22, 1943]
Most Consecutive Wins, Road	16	[May 30-June 15, 1912]
Most Consecutive Losses	18	[September 3-18, 1948 and July 19-August 5, 1959]
Most Consecutive Losses, Home	11	[August 18-September 1, 1961]
Most Consecutive Losses, Road	18	[July 16-August 18, 1949]

LENGTH OF GAME

Longest Game, Innings Played	22	innings [June 12, 1967 vs. CWS]
Longest Game, Innings Played, Home	22	innings [June 12, 1967 vs. CWS]
Longest Game, Innings Played, Road	20	innings [G2-September 14, 1971 and August 9, 1967 at MIN]

CATEGORY	TEAM BATTING	RECORD
RUNS SCORED		
Most Runs Scored, Season	892	[1930]
Most Runs Scored, Game	25	[July 31, 2018 vs. NYM (W25-4)]
Most Runs Scored, Win	25	[July 31, 2018 vs. NYM (W25-4)]
Most Runs Scored, Loss	15	[July 1, 1907 (G1) vs. NYY (L15-16)]
Most Runs Scored, Inning	12	[July 10, 1926 vs. STL (8th inn.)]
Most Runs Scored, 3-Game Series	37	[June 15-16, 1935 at STL and August 4-5, 1929 vs. DET]
Most Runs Scored, 4-Game Series	46	[July 10-13, 1932 vs. CWS and April 24-27, 2017 at COL.]
Most Combined Runs, Game (Both Teams)	31	[G1-July 1, 1907 at NYY/L15-16]

BATTING AVERAGE, ON-BASE, SLUGGING PERCENTAGES

Highest Batting Average, Season	.303	[1925]
Highest On-Base Percentage, Season	.372	[1925]
Highest Slugging Percentage, Season	.454	[2019]

HITS

Most Hits, Season	1620	[1930]
Most Hits, Game	27	[May 16, 1933 vs. CLE, 12 inn.]

EXTRA-BASE HITS

Most Extra-Base Hits, Season	557	[2017]
------------------------------	-----	--------

SINGLES

Most Singles, Season	1209	[1935]
----------------------	------	--------

DOUBLES

Most Doubles, Season	322	[2006]
----------------------	-----	--------

TRIPLES

Most Triples, Season	100	[1932]
----------------------	-----	--------

HOME RUNS

Most Home Runs, Season	231 [2019]
Most Home Runs, Season, Home Games	130 [2019]
Most Home Runs, Season, Road Games	108 [2017]
Most Home Runs, 9-Inning Game	8 [July 27, 2017 vs. MIL (W15-2) and Aug. 18, 2019 vs MIL (W, 16-8)]
Most Home Runs, Game, Extra Innings	7 [May 3, 1949 at CWS (10 inn., W14-12)]
Most Home Runs, Game, Home	8 [July, 27, 2017 vs. MIL (W15-2) and August 18, 2019 vs MIL (W, 16-8)]
Most Home Runs, Game, Road	7 [May 3, 1949 at CWS (10 inn., W14-12) and June 29, 2018 at PHI (W17-7)]
Most Home Runs, Inning	5 [July, 27, 2017 vs. MIL (W15-2)]
Most Consecutive Games Hitting at Least One Home Run	21 [June 14 to July 7, 2019]
Most Grand Slams, Season	8 [1939 and 2009]

RBI

Most RBI, Season	824 [2019]
------------------------	------------

WALKS/STRIKEOUTS

Most Walks, Season	690 [1956]
Most Strikeouts, Season	1344 [2015]

STOLEN BASES

Most Stolen Bases, Season	291 [1913]
---------------------------------	------------

CATEGORY	TEAM PITCHING	RECORD
----------	---------------	--------

EARNED RUN AVERAGE

Highest ERA, Season	5.33 [1956]
Lowest ERA, Season	2.14 [1918]

COMPLETE GAMES

Most Complete Games, Season	137 [1904]
Fewest Complete Games, Season	0 [2007]
Most Consecutive Complete Games	32 [September 18, 1901-May 17, 1902 and September 1, 1902-April 27, 1903]

SHUTOUTS

Most Shutouts, Season	26 [1914]
Fewest Shutouts, Season	1 [1956 and 2006]
Most Consecutive Shutouts	3 [MANY TIMES; last: September 29-October 1, 1913]

HITS ALLOWED

Most Hits Allowed, Season	1672 [1935]
Fewest Hits Allowed, Game	0 [MANY TIMES; Last: October 3, 2015 at NYM]

RUNS ALLOWED

Most Runs Allowed, Season	874 [2009]
Most Runs Allowed, Game	24 [September 27, 1940 at BOS (L4-24); July 15, 2021 vs. SDP (L24-8)]
Most Runs Allowed, Inning	14 [July 6, 1920 vs. NYY (5th inn.)]

HOME RUNS ALLOWED

Most Home Runs Allowed, Season	247 [2021]
Most Home Runs Allowed, Game	8 [G1-August 29, 1963 vs. MIN (L2-14)]
Fewest Home Runs Allowed, Season	10 [1918 and 1907]
Most Home Runs Allowed, Inning	3 [MANY TIMES; last: August 17, 2019 vs. MIL (8th inn., L14-15)]

WALKS

Most Walks Issued, Season	779 [1949]
Fewest Walks Issued, Season	341 [1907], 216 [2020]

STRIKEOUTS

Most Strikeouts, Season	1511 [2019]
-------------------------------	-------------



RELIEF PITCHING

Most Relief Appearances, Season 588 [2007]
 Most Relief Appearances, Game 9 [September 3, 2014 at LAD (14 inn., W8-5) and September 7, 2016 vs. ATL (11 inn., W5-4)]
 Most Relief Wins, Season 32 [1969]

SAVES

Most Saves, Season 51 [2005 and 2012]

PERSONNEL

Most Pitchers Used, Season 36 [2022]
 Most Pitchers Used, Game 10 [September 3, 2014 at LAD (14 inn., W8-5) and September 7, 2016 vs. ATL (11 inn., W5-4)]

CATEGORY	TEAM FIELDING	RECORD
----------	---------------	--------

FIELDING PERCENTAGE

Highest Fielding Percentage, Season989 [2018]
 Lowest Fielding Percentage, Season943 [1901]

ERRORS

Most Errors, Season 323 [1901]
 Fewest Errors, Season 64 [2018], 39 [2020]

DOUBLE PLAYS

Most Double Plays, Season 186 [1935]

OUTFIELD ASSISTS

Most Outfield Assists, Season 85 [1912]

CATEGORY	INDIVIDUAL BATTING	RECORD
----------	--------------------	--------

GAMES PLAYED

Most Games Played, Career 2307 [Sam Rice]
 Most Games Played, Season 162 [Ryan Zimmerman, 2007 and Trea Turner, 2018]

RUNS SCORED

Most Runs Scored, Career 1467 [Sam Rice]
 Most Runs Scored, Season 127 [Joe Cronin, 1930]
 Most Runs Scored, Game 5 [MANY TIMES; last: Anthony Rendon, April 30, 2017 vs. NYM (W23-5)]

BATTING AVERAGE, ON-BASE, SLUGGING PERCENTAGES

Highest Batting Average, Career (Min. 2000 At-Bats)328 [Heinie Manush]
 Highest Batting Average, Season379 [Goose Goslin, 1928]

Highest On-Base Percentage, Career (Min. 2000 At-Bats)392 [Buddy Myer]
 Highest On-Base Percentage, Season465 [Juan Soto, 2021], .490 [Juan Soto, 2020]

Highest Slugging Percentage, Career (Min. 2000 At-Bats)513 [Frank Howard]
 Highest Slugging Percentage, Season649 [Bryce Harper, 2015], .695 [Juan Soto, 2020]

AT-BATS, PLATE APPEARANCES

Most At-Bats, Career 8934 [Sam Rice]
 Most At-Bats, Season 668 [Buddy Lewis, 1937]

HITS

Most Hits, Career 2889 [Sam Rice]
 Most Hits, Season 227 [Sam Rice, 1925]
 Most Hits, Game 6 [MANY TIMES; last: Anthony Rendon, April 30, 2017 vs. NYM (W23-5)]

HITTING, HOME RUN STREAKS

Longest Consecutive-Game Hitting Streak 33 [Heinie Manush, 1933]
 Longest Consecutive-Game Home Run Streak 6 [Frank Howard, May 12-18, 1968 and Roy Sievers July 28-August 3, 1957]



EXTRA-BASE HITS

Most Extra-Base Hits, Career.....	695 [Sam Rice]
Most Extra-Base Hits, Season.....	89 [Alfonso Soriano, 2006]

DOUBLES

Most Doubles, Career.....	479 [Sam Rice]
Most Doubles, Season.....	51 [Mickey Vernon, 1946]
Most Doubles, Game.....	3 [MANY TIMES; last: Ryan Zimmerman, July 5, 2019 vs. KCR (W8-6)]

TRIPLES

Most Triples, Career.....	183 [Sam Rice]
Most Triples, Season.....	20 [Goose Goslin, 1925]
Most Triples, Game.....	3 [Joe Kuhel, May 13, 1937 at CWS (W10-2) and Joe Judge, August 9, 1921 vs. STL (19 inn., L6-8)]

HOME RUNS

Most Home Runs, Career.....	284 [Ryan Zimmerman]
Most Home Runs, Season.....	48 [Frank Howard, 1968]
Most Home Runs, Game.....	3 [MANY TIMES; last: Anthony Rendon, April 30, 2017 vs. NYM (W23-5)]
Most Grand Slams, Career.....	6 [Ryan Zimmerman]
Most Grand Slams, Season.....	2 [MANY TIMES; last: Danny Espinosa and Bryce Harper, 2016]
Most Grand Slams, Game.....	2 [Josh Willingham, July 27, 2009 at MIL (W14-6)]

RBI

Most RBI, Career.....	1061 [Ryan Zimmerman]
Most RBI, Season.....	129 [Goose Goslin, 1924]
Most RBI, Game.....	10 [Anthony Rendon, April 30, 2017 vs. NYM (W23-5) and Mark Reynolds, July 7, 2018 vs. MIA (W18-4)]

WALKS/STRIKEOUTS

Most Walks, Career.....	1274 [Eddie Yost]
Most Walks, Season.....	151 [Eddie Yost, 1956]
Most Strikeouts, Career.....	1384 [Ryan Zimmerman]
Most Strikeouts, Season.....	199 [Adam Dunn, 2010]

STOLEN BASES

Most Stolen Bases, Career.....	495 [Clyde Milan]
Most Stolen Bases, Season.....	88 [Clyde Milan, 1912]

ROOKIES

Highest Batting Average, Season (Min. 400 At-Bats).....	.312 [Jake Powell, 1935]
Most Games, Season.....	158 [Danny Espinosa, 2011]
Most At-Bats, Season.....	635 [Del Unser, 1968]
Most Runs, Season.....	100 [Buddy Lewis, 1936 and John Farrell, 1901]
Most Hits, Season.....	176 [Eddie Foster, 1912; Ryan Zimmerman, 2006]
Most Home Runs, Season.....	30 [Bob Allison, 1959]
Most RBI, Season.....	110 [Ryan Zimmerman, 2006]
Most Stolen Bases, Season.....	37 [Dave Altizer, 1906]

CATEGORY

INDIVIDUAL PITCHING

RECORD

GAMES

Most Appearances, Career.....	802 [Walter Johnson]
Most Appearances, Season.....	88 [Jon Rauch, 2007]

GAMES STARTED

Most Starts, Career.....	666 [Walter Johnson]
Most Starts, Season.....	42 [Walter Johnson, 1910]

INNINGS

Most Innings Pitched, Career.....	5916.0 [Walter Johnson]
Most Innings Pitched, Season.....	372.0 [Walter Johnson, 1914]
Most Innings Pitched, Game, Starter.....	18.0 [Walter Johnson, May 15, 1918 vs. CWS]

WINS

Most Wins, Career	417 [Walter Johnson]
Most Wins, Season	36 [Walter Johnson, 1913]

LOSSES

Most Losses, Career	279 [Walter Johnson]
Most Losses, Season	26 [Bob Groom, 1909 and Jack Townsend, 1904]

ERA

Lowest ERA, Career (Min. 1000 Innings)	2.36 [Walter Johnson]
Lowest ERA, Season (among those qualifiers)	1.14 [Walter Johnson, 1913]

COMPLETE GAMES

Most Complete Games, Career	531 [Walter Johnson]
Most Complete Games, Season	38 [Walter Johnson, 1910]

NO-HITTERS

Most No-Hitters, Career	2 [Max Scherzer, 2015]
-------------------------------	------------------------

SHUTOUTS

Most Shutouts, Career	110 [Walter Johnson]
Most Shutouts, Season	11 [Walter Johnson, 1913]

RUNS ALLOWED

Most Runs Allowed, Career	1900 [Walter Johnson]
Most Runs Allowed, Season	198 [Bill Carrick, 1901]

HOME RUNS ALLOWED

Most Home Runs Allowed, Career	171 [Pedro Ramos]
Most Home Runs Allowed, Season	43 [Pedro Ramos, 1957]

WALKS

Most Walks, Career	1360 [Walter Johnson]
Most Walks, Season	143 [Ken Chase, 1940]

STRIKEOUTS

Most Strikeouts, Career	3508 [Walter Johnson]
Most Strikeouts, Season	313 [Walter Johnson, 1910]
Most Strikeouts, 9-inning Game	20 [Max Scherzer, May 11, 2016 vs. DET]
Most Strikeouts, Game, Extra Innings	21 [Tom Cheney, September 12, 1962 at BAL (pitched 16 inn.)]

SAVES

Most Saves, Career	113 [Chad Cordero]
Most Saves, Season	47 [Chad Cordero, 2005]

ROOKIES

Most Games	79 [Gary Majewski, 2005]
Most Starts	34 [Hod Lisenbee, 1927]
Most Innings Pitched	265.0 [Doc Ayers, 1914]
Most Wins	22 [Monte Weaver, 1932]
Lowest ERA (Minimum 100.0 Innings)	2.14 [Joe Boehling, 1913]
Most Complete Games	26 [Casey Patten, 1901]
Most Shutouts	5 [Jim Shaw, 1914]
Most Saves	8 [Koda Glover, 2017]
Most Strikeouts	164 [Jim Shaw, 1914]

BIG TRAIN

How dominant was Senators right-hander Walter Johnson, who was a member of the National Baseball Hall of Fame's inaugural class in 1936? Johnson was a two-time American League MVP (1913, 1924) who paced the AL in strikeouts 12 times, shutouts seven times, wins six times, complete games six times, ERA five times, innings five times, games started four times and winning percentage twice. He never once posted a triple-digit walk total.

A closer look at where Johnson ranks, entering the 2022 season, on various all-time leader boards:

Wins: 417 (2nd, Cy Young 511)

ERA: 2.16 (7th, Ed Walsh 1.82)

Complete Games: 531 (5th, Cy Young 749)

Shutouts: 110 (first)

Strikeouts: 3,508 (9th, Nolan Ryan 5,714)

WHIP: 1.06 (7th, Addie Joss 0.97)

THE HISTORY OF THE MONTREAL EXPOS (1969-2004)

The city of Montreal had a long association with professional baseball even before it was awarded a Major League franchise in 1968. On April 18, 1946, the Montreal Royals, a minor league affiliate of the Brooklyn Dodgers in the International League, secured their place in baseball history when Jackie Robinson made his professional debut and became the first African-American to play professional baseball in the 20th Century.

More than two decades later, as the National League was seeking to expand by two franchises, former Montreal city councillor Gerry Snyder presented the city's formal bid during an owners' meeting in Mexico City, Mexico. Six months later on May 27, 1968, it was announced that Major League Baseball was expanding outside the United States for the first time as Montreal was awarded a National League franchise to begin play in 1969.

Despite some early concerns about the team's financing, Montreal met its initial deposit deadline and officially became a member of the National League on Aug. 14, 1968. Charles Bronfman, a distillery magnate and an original investor, was named chairman with Paul Beaudry and Lorne Webster as vice-chairmen. John McHale was named president and chief executive officer, while Jim Fanning was appointed the team's first general manager.

On Sept. 5, 1968, the Montreal franchise named Gene Mauch field manager. Mauch was returning to familiar ground as he played two seasons for the minor league Montreal Royals in 1943 and 1944. McHale also announced that the team would be known as the Expos, in recognition of Expos 67, an international exhibition that attracted 50 million visitors to the city in 1967.

Only five days later, pitcher Dave Hartman became the first player to sign a contract with the Expos. Hartman never actually played for the Expos or made it to the Major Leagues. However, an expansion draft was conducted on Oct. 14, 1968 and the Expos selected the following 30 players:

Manny Mota, Mack Jones, John Bateman, Gary Sutherland, John Billingham, Donn Clendenon, Jesus Alou, Mike Wegener, Skip Guinn, Bill Stoneman, Maury Wills, Larry Jackson, Bob Reynolds, Dan McGinn, Jose Herrera, Jim Williams, Angel Hermoso, Jim Grant, Jerry Robertson, Don Shaw, Ty Cline, Garry Jesteadt, Carl Morton, Larry Jaster, Ernest McAnally, Jim Fairey, Jose Laboy, John Boccabella, Rob Brand and John Glass.

The Expos' first home ballpark was Jarry Park, a converted minor league stadium named after former councillor Raoul Jarry in 1927. Jarry Park's initial capacity was 3,000, but was expanded to 28,450 as the ballpark met MLB standards.

Montreal made its National League debut on April 8, 1969 at Shea Stadium in New York against one of the National League's last expansion teams, the Mets. The Expos held off a furious ninth inning rally to claim an 11-10 victory. Pitcher Dan McGinn hit the first home run in franchise history, a solo shot off future Hall of Famer Tom Seaver in the fourth inning.

Jarry Park hosted its first regular season game six days later as 29,814 fans witnessed Major League Baseball in Canada for the first time. Despite facing a St. Louis Cardinals lineup that featured names such as Lou Brock, Curt Flood, Dal Maxvill and Joe Torre, the Expos treated their fans to an 8-7 win.

One of the highlights of the inaugural season came on April 17 at Connie Mack Stadium in Philadelphia. Bill Stoneman, later a general manager with the Expos and the Anaheim Angels, pitched the franchise's first no-hitter in defeating the Phillies, 7-0. The Expos would go on to finish the season with a 52-110 mark.

The following season saw Montreal improve by 21 games under Mauch. Twenty-six-year-old pitcher Carl Morton went 18-11 with a 3.26 ERA en route to being named the 1970 NL Rookie of the Year. In 1973, the Expos made their first pennant chase as they won 79 games and were in the race for the National League East title until the final weekend of the season.

After a few disappointing seasons, the Expos moved into Olympic Stadium in 1977, which was the main venue for the 1976 Olympic Games. A crowd of 57,592 fans attended the first game at The Big O as the Expos fell to the Phillies, 7-2.

Montreal started to form the nucleus of a team that would bring home its first NL East title with players such as Ellis Valentine, Andre Dawson, Warren Cromartie, Gary Carter and Steve Rogers. The Expos won 95 games in 1979 only to fall two games shy of the title and were again in the pennant race until the final game of the 1980 season.

In 1981, the Expos finally cleared the hurdle as they won the NL East's second-half title in a season shortened by a players' strike. In a best-of-five Divisional Series, Montreal topped first-half champion Philadelphia, three games to two, and advanced to their first NLCS.

The NLCS against Tommy Lasorda's Los Angeles Dodgers went down to the ninth inning of the fifth and deciding game. With the game tied at 1-1, Dodgers outfielder Rick Monday hit a two-out solo homer off Rogers. The Expos put two runners on in the bottom of the ninth, but could not tie the score as Los Angeles advanced to the World Series.

In 1982, Montreal hosted the first Major League Baseball All-Star Game to be held outside of the United States. The National League won its 11th consecutive Midsummer Classic on the strength of a home run by Cincinnati's Dave Concepcion. Five players represented the Expos on the NL squad: Carter, Rogers, Dawson, Tim Lincecum and Al Oliver.

Montreal remained competitive throughout much of the next decade, including 91 wins in 1987 by a team led by Raines, Andres Galarraga, Hubie Brooks and Tim Lincecum.

Bronfman sold the franchise to team president Claude Brochu on June 14, 1991. The next season Brochu appointed long-time Montreal coach Felipe Alou as field manager. Alou guided the Expos to 87 victories and a second-place finish in his first year at the helm and then improved upon that with 94 wins in 1993.

The 1994 season saw a core group of players such as Larry Walker, Marquis Grissom, Moises Alou, Pedro Martinez, Ken Hill and John Wetteland storm out to a 74-40 mark - the best in the Major Leagues - and a six-game lead in the newly-formed National League East on Aug. 11. However, the season was never completed. A players' strike began the following day that would wipe out the remainder of the 1994 schedule.

After the changing economics of the baseball landscape forced the Expos to trade some of those core players, the '95 team finished in last place in the NL East. It was only the second time since 1977 that Montreal finished in last place.

Two years later, Martinez continued to establish himself as one of the top starting pitchers in the Major Leagues. He posted a 17-8 record with a 1.90 ERA, 305 strikeouts and 13 complete games en route to being the only Expos' pitcher to win the National League Cy Young Award. That winter, Martinez was traded to the Boston Red Sox.

The 1998 season was marked by stellar individual performances on the field and uncertainty off the field. Outfielder Vladimir Guerrero, 22, displayed his immense talent by setting six Montreal records, including the club single-season home run mark. Also, 24-year-old closer Ugueth Urbina recorded 34 saves with a 1.30 ERA, and Alou became the franchise's most successful manager with his 521st victory on Aug. 19.

Off the field, Brochu struggled in an attempt to finalize funding for a new downtown ballpark and announced his willingness to sell his shares of the franchise. In 1999, Jeffrey Loria was officially approved as the Expos controlling person following a buy-back of Brochu's shares. In February 2002, Major League Baseball approved the sale of the Florida Marlins to Loria and the sale of the Expos to Major League Baseball and the 29 other Major League Clubs. A new Expos senior management team was announced: Tony Tavares (president), Omar Minaya (general manager) and Hall of Famer Frank Robinson (field manager). Baseball Commissioner Allan H. (Bud) Selig also announced the formation of a relocation committee to seek a new permanent home for the franchise.

The 2003 and 2004 seasons saw the Expos make baseball history by playing a portion of their home schedule at Hiram Bithorn Stadium in San Juan, Puerto Rico. Fans in Puerto Rico celebrated the return of Major League Baseball to the island. The Expos drew nearly 530,000 fans and posted a 20-23 mark over their 43 games played at Hiram Bithorn Stadium during the two-season trial. On Sept. 29, 2004, Commissioner Selig announced the formal approval of the relocation of the Expos franchise to the nation's capital, Washington, D.C., for the 2005 season.

MONTREAL EXPOS TIMELINE

November 25, 1968.....	West Palm Beach was selected as Expos Spring Training site.
November 26, 1968.....	Gaetan Groleau became first native Canadian signed by Expos.
January 24, 1969.....	Expos unveiled inaugural season home uniforms.
October 2, 1972.....	Bill Stoneman pitched second career no-hitter and first at Montreal vs. Mets.
April 20, 1977.....	Gary Carter became first Expos player to record three homers in a single game.
November, 1977.....	Andre Dawson named National League Rookie of the Year.
October 1, 1978.....	Ross Grimsley became first and only Expos pitcher to win at least 20 games.
September 10, 1980.....	Bill Gullickson set a franchise mark with 18 strikeouts in a game vs. Cubs.
May 10, 1981.....	Charlie Lea threw third no-hitter in Montreal history against Giants.
October 3, 1982.....	Al Oliver finished with a .331 batting average to win Montreal's first batting crown.
April 13, 1984.....	Pete Rose recorded his 4,000th career hit as a member of the Expos.
July 28, 1991.....	Dennis Martinez hurled the 15th perfect game in MLB history, the first in franchise annals at LAD.
September, 1991.....	Montreal played its final month on the road after a concrete chunk fell from Stade Olympique.
May 15, 1993.....	Rusty Staub's uniform number 10 was retired by the Expos.
July 31, 1993.....	Montreal retired Gary Carter's uniform number 8.
July 6, 1997.....	Andre Dawson's uniform No. 10 was also retired by the Expos.
October, 2001.....	Orlando Cabrera was the first Expos shortstop to win a Rawlings Gold Glove.
July 27, 2003.....	Gary Carter is inducted into the National Baseball Hall of Fame and Museum in Cooperstown, NY.
June 19, 2004.....	Tim Lincecum's uniform No. 30 retired by the Expos.
September 19, 2005.....	Montreal Canadiens announce official acquisition/adoption of Youppi!
July 25, 2010.....	Andre "Hawk" Dawson is inducted into the National Baseball Hall of Fame and Museum in Cooperstown, NY.
July 23, 2011.....	Broadcaster Dave Van Horn receives Ford C. Frick Award as part of National Baseball Hall of Fame and Museum's annual induction ceremony in Cooperstown, NY.
July 26, 2015.....	Pedro Martinez and Randy Johnson are inducted into the National Baseball Hall of Fame and Museum in Cooperstown, NY.
July 30, 2017.....	Tim Lincecum inducted into the National Baseball Hall of Fame and Museum in Cooperstown, NY.
July 29, 2018.....	Vladimir Guerrero inducted into the National Baseball Hall of Fame and Museum in Cooperstown, NY...He is enshrined as a member of the Los Angeles Angels.
Sept. 8, 2021.....	Larry Walker inducted into the National Baseball Hall of Fame and Museum in Cooperstown, NY...He is enshrined as a member of the Colorado Rockies.

NATIONALS/EXPOS YEAR-BY-YEAR STANDINGS AND ATTENDANCE

YEAR	WINS	LOSSES	PCT.	DIVISION FINISH	GB/GA	ATTENDANCE	MANAGER(S)
1969	52	110	.321	6	-48.0	1,212,608	Gene Mauch
1970	73	89	.451	6	-16.0	1,424,683	Gene Mauch
1971	71	90	.441	5	-25.5	1,290,963	Gene Mauch
1972	70	86	.449	5	-26.5	1,142,145	Gene Mauch
1973	79	83	.488	4	-3.5	1,246,863	Gene Mauch
1974	79	82	.491	4	-8.5	1,019,134	Gene Mauch
1975	75	87	.463	5	-17.5	908,292	Gene Mauch
1976	55	107	.340	6	-46.0	646,704	Karl Kuehl/Charlie Fox
1977	75	87	.463	5	-26.0	1,433,757	Dick Williams
1978	76	86	.469	4	-14.0	1,427,007	Dick Williams
1979	95	65	.594	2	-2.0	2,102,173	Dick Williams
1980	90	72	.556	2	-1.0	2,208,175	Dick Williams
1981	60	48	.556	—	—	1,534,564	
	30	25	.545	3	-4.0	1st half	Dick Williams/
	30	23	.566	1	+0.5	2nd half	Jim Fanning
1982	86	76	.531	3	-6.0	2,318,292	Jim Fanning
1983	82	80	.506	3	-8.0	2,320,651	Bill Virdon
1984	78	83	.484	5	-18.0	1,606,531	Virdon/Fanning
1985	84	77	.522	3	-16.5	1,502,494	Buck Rodgers
1986	78	83	.484	4	-29.5	1,128,981	Buck Rodgers
1987	91	71	.562	3	-4.0	1,850,324	Buck Rodgers
1988	81	81	.500	3	-20.0	1,478,659	Buck Rodgers
1989	81	81	.500	4	-12.0	1,783,533	Buck Rodgers
1990	85	77	.525	3	-10.0	1,421,388	Buck Rodgers
1991	71	90	.441	6	26.5	978,076	Rodgers/Runnels
1992	87	75	.537	2	-9.0	1,731,566	Runnels/Alou
1993	94	68	.580	2	-3.0	1,641,437	Felipe Alou
1994	74	40	.649	1	+6.0	1,276,250	Felipe Alou
1995	66	78	.458	5	-24.0	1,309,618	Felipe Alou
1996	88	74	.543	2	-8.0	1,618,573	Felipe Alou
1997	78	84	.481	4	-23.0	1,497,609	Felipe Alou
1998	65	97	.401	4	-41.0	914,717	Felipe Alou
1999	68	94	.420	4	-35.0	773,277	Felipe Alou
2000	67	95	.414	4	-28.0	926,263	Felipe Alou
2001	68	94	.420	5	-20.0	642,748	Felipe Alou/Jeff Torborg
2002	83	79	.512	2	-19.0	812,545	Frank Robinson
2003	83	79	.512	4	-18.0	1,025,639	Frank Robinson
2004	67	95	.414	5	-29.0	748,587	Frank Robinson
EXPOS	2755	2943	.484	—	—	48,904,826	—
*** Montreal tied 4 games in 36 NL seasons ***							
2005	81	81	.500	5	-9.0	2,731,993	Frank Robinson
2006	71	91	.438	5	-26.0	2,153,056	Frank Robinson
2007	73	89	.451	4	-16.0	1,961,606	Manny Acta
2008	59	102	.366	5	-32.5	2,321,988	Manny Acta
2009	59	103	.364	5	-34.0	1,817,256	Manny Acta/Jim Riggleman
2010	69	93	.426	5	-28.0	1,828,066	Jim Riggleman
2011	80	81	.497	3	-21.5	1,940,478	Jim Riggleman/Davey Johnson
2012	98	64	.605	1	+4.0	2,370,794	Davey Johnson
2013	86	76	.531	2	-10.0	2,652,422	Davey Johnson
2014	96	66	.593	1	+17.0	2,579,389	Matt Williams
2015	83	79	.512	2	-7.0	2,619,843	Matt Williams
2016	95	67	.586	1	+8.0	2,481,938	Dusty Baker
2017	97	65	.599	1	+20.0	2,524,980	Dusty Baker
2018	82	80	.506	2	-8.0	2,529,604	Dave Martinez
2019	93	69	.574	2	-4.0	2,259,781	Dave Martinez
2020	26	34	.433	T4	-9.0	0	Dave Martinez
2021	65	97	.410	5	-23.5	1,465,543	Dave Martinez
2022	55	107	.340	5	-46.0	2,026,401	Dave Martinez
FRANCHISE	4123	4387	.484	—	—	87,169,875	—

FRANCHISE YEAR-BY-YEAR BATTING STATISTICS

YEAR	AVG	G	AB	R	H	2B	3B	HR	RBI	BB	IBB	SO	SB	CS	E
1969	.240	162	5419	582	1300	202	33	125	542	529	51	962	52	52	184
1970	.237	162	5411	687	1284	211	35	136	646	659	64	972	65	45	141
1971	.245	162	5335	622	1312	197	29	88	567	543	58	800	51	43	150
1972	.234	156	5156	513	1205	156	22	91	462	474	55	828	68	66	134
1973	.250	162	5369	668	1345	190	23	125	613	695	76	777	77	68	163
1974	.254	161	5343	662	1355	201	29	86	610	652	65	812	124	49	153
1975	.244	162	5518	601	1346	216	31	98	542	579	73	954	108	58	180
1976	.235	162	5428	531	1275	224	32	94	507	433	42	841	86	44	155
1977	.260	162	5675	665	1474	294	50	138	622	478	66	877	88	50	129
1978	.254	162	5530	633	1404	269	31	121	589	396	62	881	80	42	134
1979	.264	160	5465	701	1445	273	42	143	651	432	68	890	121	56	131
1980	.257	162	5465	694	1407	250	61	114	647	547	75	865	237	82	144
1981	.246	108	3591	443	883	146	28	81	407	368	55	498	138	40	81
1982	.262	162	5557	697	1454	270	38	133	656	503	72	816	156	56	122
1983	.264	163	5611	677	1482	297	41	102	632	509	76	733	138	44	116
1984	.251	161	5439	593	1367	242	36	96	553	470	50	782	131	38	132
1985	.247	161	5429	633	1342	242	49	118	593	492	73	880	169	77	121
1986	.254	161	5508	637	1401	255	50	110	602	537	72	1016	193	95	133
1987	.265	162	5527	741	1467	310	39	120	695	501	77	918	166	74	147
1988	.251	163	5573	628	1400	260	48	107	575	454	71	1053	189	89	142
1989	.247	162	5482	632	1353	267	30	100	587	572	83	958	160	70	136
1990	.250	162	5453	662	1363	227	43	114	607	576	67	1024	235	99	110
1991	.246	161	5412	579	1329	236	42	95	536	484	51	1056	221	100	133
1992	.252	162	5477	648	1381	263	37	102	601	463	43	976	196	63	124
1993	.257	163	5493	732	1410	270	36	122	682	542	65	860	228	56	159
1994	.278	114	4000	585	1111	246	30	108	542	379	39	669	137	36	94
1995	.259	144	4905	621	1268	265	24	118	572	400	43	901	120	49	109
1996	.262	162	5505	741	1441	297	27	148	696	492	49	1077	108	34	126
1997	.258	162	5526	691	1423	339	34	172	659	420	39	1084	75	46	132
1998	.249	162	5418	644	1348	280	32	147	602	439	31	1058	91	46	155
1999	.265	162	5559	718	1473	320	47	163	680	438	39	939	70	51	160
2000	.266	162	5535	738	1475	310	35	178	705	476	53	1048	58	48	132
2001	.253	162	5379	670	1361	320	28	131	622	478	59	1071	101	51	108
2002	.261	162	5479	735	1432	300	36	162	695	575	85	1104	118	64	139
2003	.258	162	5437	711	1404	294	25	144	682	522	58	990	100	39	102
2004	.249	162	5474	635	1361	276	27	151	605	496	51	925	109	38	99
EXPOS	.253	5,702	192,883	23,350	48,881	9215	1280	4381	21784	18003	2156	32895	4564	2058	4810
2005	.252	162	5426	639	1367	311	32	117	615	491	55	1090	45	45	92
2006	.262	162	5495	746	1437	322	22	164	695	594	66	1156	123	62	131
2007	.256	162	5520	673	1415	309	31	123	646	524	38	1128	69	23	107
2008	.251	161	5491	641	1376	269	26	117	608	534	21	1095	81	43	123
2009	.258	162	5493	710	1416	271	38	156	685	617	39	1208	73	40	143
2010	.250	162	5418	655	1355	250	31	149	634	503	36	1220	110	41	127
2011	.242	161	5441	624	1319	257	22	154	594	470	40	1323	106	38	104
2012	.261	162	5615	731	1468	301	25	194	688	479	43	1325	105	35	94
2013	.251	162	5436	656	1365	259	27	161	621	464	35	1192	88	28	107
2014	.253	162	5542	686	1403	265	27	152	635	517	29	1304	101	23	100
2015	.251	162	5428	703	1363	265	13	177	665	539	38	1344	57	23	90
2016	.256	162	5490	763	1403	268	29	203	735	536	49	1252	121	39	73
2017	.266	162	5553	819	1477	311	31	215	796	542	56	1327	108	30	86
2018	.254	162	5517	771	1402	284	25	191	737	631	56	1289	119	33	64
2019	.265	162	5512	873	1460	298	27	231	824	584	33	1308	116	29	87
2020	.264	60	1968	293	519	112	12	66	279	192	16	451	33	12	7
2021	.258	162	5385	724	1388	272	20	182	686	573	43	1303	56	26	96
2022	.249	162	5434	603	1351	252	20	136	579	442	12	1221	75	31	104
FRANCHISE	.254	8,514	288,047	35,660	73,165	14,091	1738	7269	33,506	27,235	2,863	54,431	6,150	2,659	6,579

BOLD - Led National League





FRANCHISE BATTING LEADERS — ALL-TIME

BATTING AVERAGE

1. Vladimir Guerrero	323
2. Tim Lincecum	301
3. José Vidro	301
4. Rondell White	293
5. Anthony Rendon	290
6. Warren Cromartie	280
7. Andre Dawson	280
8. Bryce Harper	279
9. Ryan Zimmerman	277
10. Gary Carter	269

SLUGGING PERCENTAGE

1. Vladimir Guerrero	588
2. Bryce Harper	512
3. Anthony Rendon	490
4. Rondell White	480
5. Andre Dawson	476
6. Ryan Zimmerman	475
7. José Vidro	459
8. Gary Carter	454
9. Tim Raines	437
10. Bob Bailey	437

GAMES

1. Ryan Zimmerman	1799
2. Tim Wallach	1767
3. Gary Carter	1503
4. Tim Raines	1452
5. Andre Dawson	1443
6. José Vidro	1186
7. Warren Cromartie	1038
8. Vladimir Guerrero	1004
9. Larry Parrish	967
T10. Bob Bailey	951
T10. Andrés Galarraga	951

RUNS

1. Ryan Zimmerman	963
2. Tim Raines	947
3. Andre Dawson	828
4. Tim Wallach	737
5. Gary Carter	707
6. Vladimir Guerrero	641
7. José Vidro	614
8. Bryce Harper	610
9. Anthony Rendon	571
10. Jayson Werth	450

HITS

1. Ryan Zimmerman	1864
2. Tim Wallach	1694
3. Tim Raines	1622
4. Andre Dawson	1575
5. Gary Carter	1427
6. José Vidro	1280
7. Vladimir Guerrero	1215
8. Warren Cromartie	1063
9. Anthony Rendon	994
10. Bryce Harper	922

DOUBLES

1. Ryan Zimmerman	417
2. Tim Wallach	360
3. José Vidro	304
4. Andre Dawson	295
5. Tim Raines	281
6. Gary Carter	274
7. Anthony Rendon	245
8. Vladimir Guerrero	226
9. Warren Cromartie	222
10. Orlando Cabrera	214

TRIPLES

1. Tim Raines	82
2. Andre Dawson	67
3. Vladimir Guerrero	34
4. Trea Turner	32
5. Tim Wallach	31
6. Warren Cromartie	30
7. Cristian Guzman	28
T8. Delino DeShields	25
T8. Mitch Webster	25
T10. Gary Carter	24
T10. Larry Parrish	24

HOME RUNS

1. Ryan Zimmerman	284
2. Vladimir Guerrero	234
3. Andre Dawson	225
4. Gary Carter	220
5. Tim Wallach	204
6. Bryce Harper	184
7. Anthony Rendon	136
8. Juan Soto	119
9. Bob Bailey	118
T10. Andrés Galarraga	115
T10. José Vidro	115

TOTAL BASES

1. Ryan Zimmerman	3159
2. Tim Wallach	2728
3. Andre Dawson	2679
4. Gary Carter	2409
5. Tim Raines	2355
6. Vladimir Guerrero	2211
7. José Vidro	1953
8. Bryce Harper	1693
9. Anthony Rendon	1677
10. Warren Cromartie	1525

RBI

1. Ryan Zimmerman	1061
2. Tim Wallach	905
3. Andre Dawson	838
4. Gary Carter	823
5. Vladimir Guerrero	702
6. Tim Raines	556
7. José Vidro	550
8. Anthony Rendon	546
9. Bryce Harper	521
10. Andrés Galarraga	473

WALKS

1. Tim Raines	793
2. Ryan Zimmerman	646
3. Bryce Harper	585
4. Gary Carter	582
5. Tim Wallach	514
6. Bob Bailey	502
7. Juan Soto	464
8. Anthony Rendon	409
9. Jayson Werth	403
10. José Vidro	397

STOLEN BASES

1. Tim Raines	635
2. Marquis Grissom	266
3. Andre Dawson	253
4. Trea Turner	192
5. Delino DeShields	187
6. Rodney Scott	139
7. Otis Nixon	133
8. Vladimir Guerrero	123
9. Ian Desmond	122
10. Larry Walker	98

FRANCHISE YEAR-BY-YEAR BATTING LEADERS

BATTING AVERAGE

1969	Rusty Staub302
1970	Rusty Staub274
1971	Rusty Staub311
1972	Ron Fairly276
1973	Run Hunt309
1974	Willie Davis295
1975	Larry Parrish274
1976	Tim Foli264
1977	Ellis Valentine293
1978	Warren Cromartie297
1979	Larry Parrish307
1980	Andre Dawson308
1981	Cromartie/Raines304
1982	Al Oliver331
1983	Al Oliver300
1984	Tim Raines309
1985	Tim Raines320
1986	Tim Raines334
1987	Tim Raines330
1988	Andrés Galarrraga302
1989	Larry Parrish286
1990	Tim Wallach296
1991	Ivan Calderon300
1992	Larry Walker301
1993	Marquis Grissom298
1994	Moises Alou339
1995	David Segui309
1996	Mark Grudzielanek306
1997	David Segui307
1998	Vladimir Guerrero324
1999	Vladimir Guerrero316
2000	Vladimir Guerrero345
2001	José Vidro319
2002	Vladimir Guerrero336
2003	Vladimir Guerrero330
2004	Juan Rivera307
2005	Nick Johnson289
2006	Nick Johnson290
2007	Dmitri Young320
2008	Cristian Guzman316
2009	Ryan Zimmerman292
2010	Ryan Zimmerman307
2011	Michael Morse303
2012	Daniel Murphy300
2013	Jayson Werth318
2014	Denard Span302
2015	Bryce Harper330
2016	Daniel Murphy347
2017	Daniel Murphy322
2018	Anthony Rendon308
2019	Anthony Rendon319
2020	Juan Soto351
2021	Juan Soto313
2022	Cesar Hernandez248

BOLD - Led National League

HOME RUNS

1969	Rusty Staub	29
1970	Rusty Staub	30
1971	Rusty Staub	19
1972	Ron Fairly	17
1973	Bob Bailey	26
1974	Bob Bailey	20
1975	Mike Jorgensen	18
1976	Larry Parrish	11
1977	Gary Carter	31
1978	Dawson/Valentine	25
1979	Larry Parrish	30
1980	Gary Carter	29
1981	Andre Dawson	24
1982	Gary Carter	29
1983	Andre Dawson	32
1984	Gary Carter	27
1985	Andre Dawson	23
1986	Andre Dawson	20
1987	Tim Wallach	26
1988	Andrés Galarrraga	29
1989	Andrés Galarrraga	23
1990	Tim Wallach	21
1991	Ivan Calderon	19
1992	Larry Walker	23
1993	Larry Walker	22
1994	Moises Alou	22
1995	Alou/Berry/Tarasco	14
1996	Henry Rodriguez	36
1997	Rondell White	28
1998	Vladimir Guerrero	38
1999	Vladimir Guerrero	42
2000	Vladimir Guerrero	44
2001	Vladimir Guerrero	34
2002	Vladimir Guerrero	39
2003	Vladimir Guerrero	25
2004	Wilkinson/Batista	32
2005	Jose Guillen	24
2006	Alfonso Soriano	46
2007	Ryan Zimmerman	24
2008	Zimmerman/Milledge	14
2009	Adam Dunn	38
2010	Adam Dunn	38
2011	Michael Morse	31
2012	Adam LaRoche	33
2013	Ryan Zimmerman	26
2014	Adam LaRoche	26
2015	Bryce Harper	42
2016	Daniel Murphy	25
2017	Ryan Zimmerman	36
2018	Bryce Harper	34
2019	Anthony Rendon	34
2020	Juan Soto	13
2021	Juan Soto	29
2022	Juan Soto	21

RBI

1969	Coco Laboy	83
1970	Rusty Staub	94
1971	Rusty Staub	97
1972	Ron Fairly	68
1973	Ken Singleton	103
1974	Willie Davis	89
1975	Gary Carter	68
1976	Larry Parrish	61
1977	Tony Perez	91
1978	Tony Perez	78
1979	Andre Dawson	92
1980	Gary Carter	101
1981	Gary Carter	68
1982	Al Oliver	109
1983	Andre Dawson	113
1984	Gary Carter	106
1985	Hubie Brooks	100
1986	Andre Dawson	78
1987	Tim Wallach	123
1988	Andrés Galarrraga	92
1989	Andrés Galarrraga	85
1990	Tim Wallach	98
1991	Ivan Calderon	75
1992	Larry Walker	93
1993	Marquis Grissom	95
1994	Larry Walker	86
1995	Mike Lansing	62
1996	Henry Rodriguez	103
1997	Henry Rodriguez	83
1998	Vladimir Guerrero	109
1999	Vladimir Guerrero	131
2000	Vladimir Guerrero	123
2001	Vladimir Guerrero	108
2002	Vladimir Guerrero	111
2003	Orlando Cabrera	80
2004	Tony Batista	110
2005	Jose Guillen	76
2006	Ryan Zimmerman	110
2007	Ryan Zimmerman	91
2008	Lastings Milledge	61
2009	Ryan Zimmerman	106
2010	Adam Dunn	103
2011	Michael Morse	95
2012	Adam LaRoche	100
2013	Jayson Werth	82
2014	Adam LaRoche	92
2015	Bryce Harper	99
2016	Daniel Murphy	104
2017	Ryan Zimmerman	108
2018	Bryce Harper	100
2019	Anthony Rendon	126
2020	Trea Turner	41
2021	Juan Soto	95
2022	Nelson Cruz	64

STOLEN BASES

1969	Maury Wills	15
1970	Rusty Staub	12
1971	Bob Bailey	13
1972	Mike Jorgensen	12
1973	Mike Jorgensen	16
1974	Larry Lintz	50
1975	Pepe Mangual	33
1976	Pepe Mangual	17
1977	Cash, Dawson	21
1978	Andre Dawson	28
1979	Rodney Scott	39
1980	Ron LeFlore	97
1981	Tim Raines	71
1982	Tim Raines	78
1983	Tim Raines	90
1984	Tim Raines	75
1985	Tim Raines	70
1986	Tim Raines	70
1987	Tim Raines	50
1988	Otis Nixon	46
1989	Tim Raines	41
1990	Otis Nixon	50
1991	Marquis Grissom	76
1992	Marquis Grissom	78
1993	Marquis Grissom	53
1994	Marquis Grissom	36
1995	Mike Lansing	27
1996	Mark Grudzielanek	33
1997	Mark Grudzielanek	25
1998	T.Jones/R.White	16
1999	Manny Martinez	19
2000	Peter Bergeron	11
2001	Vladimir Guerrero	37
2002	Vladimir Guerrero	40
2003	Orlando Cabrera	24
2004	Endy Chavez	32
2005	Cristian Guzman	9
2006	Alfonso Soriano	41
2007	Felipe Lopez	24
2008	Lastings Milledge	24
2009	Nyjer Morgan	24
2010	Nyjer Morgan	34
2011	Ian Desmond	25
2012	Ian Desmond	21
2013	Ian Desmond	21
2014	Denard Span	31
2015	Michael A. Taylor	16
2016	Trea Turner	33
2017	Trea Turner	46
2018	Trea Turner	43
2019	Trea Turner	35
2020	Trea Turner	12
2021	Trea Turner	21
2022	Victor Robles	15



FRANCHISE BATTING — SINGLE SEASON

BATTING AVERAGE

1.	Juan Soto.....	351	2020
2.	Daniel Murphy.....	347	2016
3.	Vladimir Guerrero.....	345	2000
4.	Moises Alou.....	339	1994
5.	Vladimir Guerrero.....	336	2002
6.	Trea Turner.....	335	2020
7.	Tim Raines.....	334	1986
8.	Al Oliver.....	331	1982
9.	Tim Raines.....	330	1987
10.	Bryce Harper.....	330	2015

HITS

1.	Vladimir Guerrero.....	206	2002
2.	Al Oliver.....	204	1982
3.	Vladimir Guerrero.....	202	1998
4.	Mark Grudzielanek.....	201	1996
5.	José Vidro.....	200	2000
6.	Vladimir Guerrero.....	197	2000
7.	Tim Raines.....	194	1986
8.	Vladimir Guerrero.....	193	1999
9.	Tim Raines.....	192	1984
10.	José Vidro.....	190	2002

TOTAL BASES

1.	Vladimir Guerrero.....	379	2000
2.	Vladimir Guerrero.....	367	1998
3.	Vladimir Guerrero.....	366	1999
4.	Vladimir Guerrero.....	364	2002
5.	Alfonso Soriano.....	362	2006
6.	Andre Dawson.....	341	1983
7.	Vladimir Guerrero.....	339	2001
8.	Bryce Harper.....	338	2015
9.	Andrés Galarraga.....	329	1988
10.	José Vidro.....	327	2000

GAMES

T1.	Orlando Cabrera.....	162	2001
T1.	Orlando Cabrera.....	162	2003
T1.	Warren Cromartie.....	162	1980
T1.	Ken Singleton.....	162	1973
T1.	Rusty Staub.....	162	1971
T1.	Trea Turner.....	162	2018
T1.	Ryan Zimmerman.....	162	2007
T8.	Vladimir Guerrero.....	161	2002
T8.	Austin Kearns.....	161	2007
T8.	Tim Wallach.....	161	1990

DOUBLES

1.	Mark Grudzielanek.....	54	1997
2.	José Vidro.....	51	2000
T3.	Orlando Cabrera.....	47	2003
T3.	Daniel Murphy.....	47	2016
T3.	Ryan Zimmerman.....	47	2006
T6.	Warren Cromartie.....	46	1979
T6.	Nick Johnson.....	46	2006
T8.	Vladimir Guerrero.....	45	2001
T8.	Mike Lansing.....	45	1997
T8.	José Vidro.....	45	1999

RBI

1.	Vladimir Guerrero.....	131	1999
2.	Anthony Rendon.....	126	2019
T3.	Vladimir Guerrero.....	123	2000
T3.	Tim Wallach.....	123	1987
5.	Andre Dawson.....	113	1983
6.	Vladimir Guerrero.....	111	2002
T7.	Juan Soto.....	110	2019
T7.	Ryan Zimmerman.....	110	2006
T7.	Tony Batista.....	110	2004
T10.	Vladimir Guerrero.....	109	1998
T10.	Al Oliver.....	109	1982

AT-BATS

1.	Trea Turner.....	664	2018
2.	Warren Cromartie.....	659	1979
3.	Dave Cash.....	658	1978
4.	Mark Grudzielanek.....	657	1996
T5.	Marquis Grissom.....	653	1992
T5.	Ryan Zimmerman.....	653	2007
7.	Dave Cash.....	650	1977
8.	Mark Grudzielanek.....	649	1997
T9.	Tim Raines.....	647	1982
T9.	Alfonso Soriano.....	647	2006

TRIPLES

T1.	Tim Raines.....	13	1985
T1.	Rodney Scott.....	13	1980
T1.	Mitch Webster.....	13	1986
4.	Andre Dawson.....	12	1979
T5.	Vladimir Guerrero.....	11	2000
T5.	Ron LeFlore.....	11	1980
T5.	Denard Span.....	11	2013
T8.	Andre Dawson.....	10	1983
T8.	Tim Raines.....	10	1986
T10.	MANY PLAYERS.....	9	—

WALKS

1.	Juan Soto.....	145	2021
2.	Bryce Harper.....	130	2018
3.	Bryce Harper.....	124	2015
4.	Ken Singleton.....	123	1973
5.	Adam Dunn.....	116	2009
6.	Rusty Staub.....	112	1970
T7.	Nick Johnson.....	110	2006
T7.	Rusty Staub.....	110	1969
T9.	Juan Soto.....	108	2019
T9.	Bryce Harper.....	108	2016

RUNS

1.	Tim Raines.....	133	1983
2.	Tim Raines.....	123	1987
3.	Alfonso Soriano.....	119	2006
4.	Bryce Harper.....	118	2015
5.	Anthony Rendon.....	117	2019
6.	Tim Raines.....	115	1985
7.	Brad Wilkerson.....	112	2004
8.	Anthony Rendon.....	111	2014
T9.	Juan Soto.....	110	2019
T9.	Ryan Zimmerman.....	110	2009

HOME RUNS

1.	Alfonso Soriano.....	46	2006
2.	Vladimir Guerrero.....	44	2000
T3.	Vladimir Guerrero.....	42	1999
T3.	Bryce Harper.....	42	2015
5.	Vladimir Guerrero.....	39	2002
T6.	Adam Dunn.....	38	2009
T6.	Adam Dunn.....	38	2010
T6.	Vladimir Guerrero.....	38	1998
T9.	Henry Rodriguez.....	36	1996
T9.	Ryan Zimmerman.....	36	2017

STOLEN BASES

1.	Ron LeFlore.....	97	1980
2.	Tim Raines.....	90	1983
3.	Marquis Grissom.....	78	1992
4.	Tim Raines.....	78	1982
5.	Marquis Grissom.....	76	1991
6.	Tim Raines.....	75	1984
7.	Tim Raines.....	71	1981
8.	Tim Raines.....	70	1985
9.	Tim Raines.....	70	1986
10.	Rodney Scott.....	63	1980

BOLD - Led National League

FRANCHISE YEAR-BY-YEAR PITCHING STATISTICS

YEARS	W	L	ERA	G	CG	SHO	SV	IP	H	R	ER	HR	BB	IBB	SO
1969	52	110	4.33	162	26	8	21	1426.0	1429	791	686	145	702	76	973
1970	73	89	4.50	162	29	10	32	1438.2	1434	807	720	162	716	76	914
1971	71	90	4.11	162	49	8	25	1434.1	1418	729	656	133	658	73	829
1972	70	86	3.59	156	39	11	23	1401.1	1281	609	559	103	579	60	888
1973	79	83	3.71	162	26	6	38	1451.2	1356	702	599	128	681	74	866
1974	79	82	3.60	161	35	8	27	1429.0	1340	657	571	99	544	52	822
1975	75	87	3.72	162	30	12	25	1480.0	1448	690	612	102	665	63	831
1976	55	107	3.99	162	26	10	21	1440.0	1442	734	639	89	659	75	783
1977	75	87	4.01	162	31	11	33	1481.0	1426	736	660	135	579	49	856
1978	76	86	3.42	162	42	13	32	1446.0	1332	611	550	117	572	51	740
1979	95	65	3.14	160	33	18	39	1447.1	1379	581	505	116	450	51	813
1980	90	72	3.48	162	33	15	36	1456.2	1447	629	563	100	460	41	823
1981	60	48	3.30	108	20	12	23	975.0	902	394	357	58	268	21	520
1982	86	76	3.31	162	34	10	43	1461.0	1371	616	538	110	448	49	936
1983	82	80	3.58	163	38	15	34	1471.0	1406	646	585	120	479	50	899
1984	78	83	3.31	161	19	10	48	1431.0	1333	585	526	114	474	54	861
1985	84	77	3.55	161	13	13	53	1457.0	1346	636	574	99	509	70	870
1986	78	83	3.78	161	15	9	50	1466.1	1350	688	616	119	566	61	1051
1987	91	71	3.92	162	16	8	50	1450.1	1428	720	631	145	446	45	1012
1988	81	81	3.08	163	18	12	43	1482.0	1310	592	508	122	476	61	923
1989	81	81	3.48	162	20	13	35	1468.1	1344	630	567	120	519	62	1059
1990	85	77	3.37	162	18	11	50	1473.1	1349	598	551	127	510	76	991
1991	71	90	3.64	161	12	14	39	1440.1	1304	655	583	111	584	42	909
1992	87	75	3.25	162	11	14	49	1468.0	1296	581	530	92	525	41	1014
1993	94	68	3.55	163	8	7	61	1456.2	1369	682	574	119	521	38	934
1994	74	40	3.56	114	4	8	46	1036.2	970	454	410	100	288	28	805
1995	66	78	4.11	144	7	9	42	1283.2	1286	638	586	128	416	26	950
1996	88	74	3.78	162	11	7	43	1441.1	1353	668	605	152	482	33	1206
1997	78	84	4.14	162	27	14	37	1447.0	1365	740	665	149	557	45	1138
1998	65	97	4.38	162	4	5	39	1427.0	1448	783	695	156	533	39	1017
1999	68	94	4.69	162	6	4	44	1434.1	1505	853	748	152	572	39	1043
2000	67	95	5.13	162	4	7	39	1424.2	1575	902	812	181	579	40	1011
2001	68	94	4.68	162	5	11	28	1431.1	1509	812	745	190	525	40	1103
2002	83	79	3.97	162	9	3	39	1453.0	1475	718	641	165	508	80	1088
2003	83	79	4.01	162	15	10	42	1437.2	1467	716	640	181	463	51	1028
2004	67	95	4.33	162	11	11	31	1447.0	1277	769	696	191	582	78	1032
EXPOS	2755	2943	3.82	5702	744	367	1360	51096.0	49070	24352	21703	4630	19095	1910	33538
2005	81	81	3.87	162	4	9	51	1458.0	1456	673	627	140	539	77	997
2006	71	91	5.03	162	1	3	32	1436.1	1535	872	803	193	584	93	960
2007	73	89	4.58	162	0	6	46	1446.2	1502	783	736	187	580	44	931
2008	59	102	4.66	161	2	8	28	1434.0	1496	825	742	190	588	44	1063
2009	59	103	5.00	162	6	3	33	1424.1	1533	874	791	173	629	59	911
2010	69	93	4.13	162	2	5	37	1435.0	1469	742	659	151	512	57	1068
2011	80	81	3.58	161	3	10	49	1449.1	1403	643	577	129	477	43	1049
2012	98	64	3.33	162	3	9	51	1468.1	1296	594	543	129	497	32	1325
2013	86	76	3.59	162	6	13	47	1445.2	1367	626	576	142	405	17	1236
2014	96	66	3.03	162	5	19	45	1470.2	1351	555	495	110	352	26	1288
2015	83	79	3.62	162	4	13	41	1434.2	1366	635	577	145	364	37	1342
2016	95	67	3.51	162	1	12	46	1459.2	1272	612	570	155	468	43	1476
2017	97	65	3.88	162	3	5	46	1446.2	1300	672	623	189	495	39	1457
2018	82	80	4.04	162	2	7	40	1446.2	1320	682	649	198	487	37	1417
2019	93	69	4.27	162	1	13	40	1439.1	1340	724	683	202	517	41	5111
2020	26	34	5.09	60	2	3	12	503.2	548	301	285	94	216	22	508
2021	65	97	4.80	162	1	0	36	1394.1	1364	820	743	247	548	46	1346
2022	55	107	5.00	162	2	4	28	1411.2	1469	855	785	244	558	12	1220
FRANCHISE	4123	4387	3.92	8,514	792	517	2068	76,100.2	73,657	36,840	33,171	7,648	27,911	2,680	54,643

BOLD - Led National League



FRANCHISE PITCHING LEADERS — ALL-TIME

GAMES PITCHED

1. Tim Burke	425
2. Tyler Clippard	414
3. Steve Rogers	399
4. Mel Rojas	388
5. Jeff Reardon	359
6. Drew Storen	355
7. Luis Ayala	320
8. Chad Cordero	305
9. Woodie Fryman	297
10. Ugueth Urbina	296

WINS

1. Steve Rogers	158
2. Stephen Strasburg	113
3. Dennis Martinez	100
4. Max Scherzer	92
5. Gio Gonzalez	86
6. Bryn Smith	81
7. Bill Gullickson	72
T8. Livan Hernandez	70
T8. Jordan Zimmermann	70
10. Steve Renko	68

LOSSES

1. Steve Rogers	152
2. Steve Renko	82
T3. Livan Hernandez	72
T3. Dennis Martinez	72
T3. Bill Stoneman	72
6. Bryn Smith	71
7. Javier Vazquez	68
8. Gio Gonzalez	65
T9. Bill Gullickson	61
T9. Tony Armas Jr.	61

SAVES

1. Jeff Reardon	152
2. Chad Cordero	128
3. Ugueth Urbina	125
4. Mel Rojas	109
5. John Wetteland	105
6. Tim Burke	101
7. Drew Storen	95
T8. Mike Marshall	75
T8. Rafael Soriano	75
T8. Sean Doolittle	75

GAMES STARTED

1. Steve Rogers	393
2. Stephen Strasburg	247
3. Dennis Martinez	233
4. Gio Gonzalez	213
5. Livan Hernandez	197
6. Bryn Smith	193
7. Steve Renko	192
8. Javier Vazquez	191
9. Max Scherzer	189
10. Jordan Zimmermann	178

INNINGS

1. Steve Rogers	2837.2
2. Dennis Martinez	1609.0
3. Stephen Strasburg	1470.0
4. Bryn Smith	1400.1
5. Steve Renko	1359.1
6. Livan Hernandez	1317.0
7. Gio Gonzalez	1253.1
8. Javier Vazquez	1229.1
9. Max Scherzer	1229.0
10. Bill Gullickson	1186.1

COMPLETE GAMES

1. Steve Rogers	129
2. Bill Stoneman	46
3. Dennis Martinez	41
4. Steve Renko	40
5. Bill Gullickson	31
6. Scott Sanderson	24
7. Livan Hernandez	23
T8. Charlie Lea	22
T8. Carl Morton	22
T8. Mike Torrez	22

SHUTOUTS

1. Steve Rogers	37
2. Bill Stoneman	15
3. Dennis Martinez	13
T4. Woodie Fryman	8
T4. Charlie Lea	8
T4. Pedro Martinez	8
T4. Scott Sanderson	8
T4. Bryn Smith	8
T9. MANY PLAYERS	6

ERA (MIN 500.0 IP)

1. Tim Burke	2.61
2. Max Scherzer	2.80
3. Jeff Reardon	2.84
4. Ken Hill	3.04
5. Pedro Martinez	3.06
6. Dennis Martinez	3.06
7. Dan Schatzeder	3.09
8. Mel Rojas	3.11
9. Steve Rogers	3.17
10. Jeff Fassero	3.20

STRIKEOUTS

1. Stephen Strasburg	1723
2. Steve Rogers	1621
3. Max Scherzer	1610
4. Gio Gonzalez	1215
5. Javier Vazquez	1076
6. Dennis Martinez	973
7. Jordan Zimmermann	903
8. Pedro Martinez	843
9. Livan Hernandez	840
10. Bryn Smith	838

WALKS ALLOWED

1. Steve Rogers	876
2. Steve Renko	624
3. Bill Stoneman	535
4. Gio Gonzalez	485
5. Dennis Martinez	407
6. Livan Hernandez	402
7. Stephen Strasburg	394
8. Tony Armas Jr.	392
9. Bryn Smith	341
10. Javier Vazquez	331

HOME RUNS ALLOWED

1. Javier Vazquez	155
2. Steve Rogers	151
T3. Max Scherzer	149
T3. Stephen Strasburg	149
5. Steve Renko	141
6. Livan Hernandez	135
7. Dennis Martinez	126
8. Bryn Smith	108
9. Jordan Zimmermann	104
10. Tony Armas Jr.	102

FRANCHISE YEAR-BY-YEAR PITCHING LEADERS

WINS

1969	Bill Stoneman	11
1970	Carl Morton	18
1971	Bill Stoneman	17
1972	Mike Torrez	16
1973	Steve Renko	15
1974	Rogers, Torres	15
1975	Dale Murray	15
1976	Woodie Fryman	13
1977	Steve Rogers	17
1978	Ross Grimsley	20
1979	Bill Lee	16
1980	Rogers/Sanderson	16
1981	Steve Rogers	12
1982	Steve Rogers	19
1983	Gullickson/Rogers	17
1984	Charlie Lea	15
1985	Bryn Smith	18
1986	Floyd Youmans	13
1987	Neal Heaton	13
1988	Dennis Martinez	15
1989	Dennis Martinez	16
1990	Bill Sampen	12
1991	Dennis Martinez	14
1992	Martinez/Hill	16
1993	Dennis Martinez	15
1994	Ken Hill	16
1995	Pedro Martinez	14
1996	Jeff Fassero	15
1997	Pedro Martinez	17
1998	Dustin Hermanson	14
1999	Hermanson/Vazquez	9
2000	Dustin Hermanson	12
2001	Javier Vazquez	16
2002	Tomo Ohka	13
2003	Livan Hernandez	15
2004	Livan Hernandez	11
2005	Livan Hernandez	15
2006	Ramon Ortiz	11
2007	Jon Rauch	8
2008	Tim Redding	10
2009	John Lannan	9
2010	Tyler Clippard	11
2011	John Lannan	10
2012	Gio Gonzalez	21
2013	Jordan Zimmermann	19
2014	Doug Fister	16
2015	Max Scherzer	14
2016	Max Scherzer	20
2017	Max Scherzer	16
2018	Max Scherzer	18
2019	Stephen Strasburg	18
2020	Max Scherzer	5
2021	Patrick Corbin	9
2022	Josiah Gray	7

BOLD - Led National League

SAVES

1969	Dan McGinn	6
1970	Claude Raymond	23
1971	Mike Marshall	23
1972	Mike Marshall	18
1973	Mike Marshall	31
1974	Chuck Taylor	11
1975	Dale Murray	9
1976	Dale Murray	13
1977	Joe Kerrigan	11
1978	Mike Garman	13
1979	Elias Sosa	18
1980	Woodie Fryman	17
1981	Woodie Fryman	7
1982	Jeff Reardon	26
1983	Jeff Reardon	21
1984	Jeff Reardon	23
1985	Jeff Reardon	41
1986	Jeff Reardon	35
1987	Tim Burke	18
1988	Tim Burke	18
1989	Tim Burke	28
1990	Tim Burke	20
1991	Barry Jones	13
1992	John Wetteland	37
1993	John Wetteland	43
1994	John Wetteland	25
1995	Mel Rojas	30
1996	Mel Rojas	36
1997	Ugueth Urbina	27
1998	Ugueth Urbina	34
1999	Ugueth Urbina	41
2000	Steve Kline	14
2001	Ugueth Urbina	15
2002	Scott Stewart	17
2003	Rocky Biddle	34
2004	Chad Cordero	14
2005	Chad Cordero	47
2006	Chad Cordero	29
2007	Chad Cordero	37
2008	Jon Rauch	17
2009	Mike MacDougal	20
2010	Matt Capps	26
2011	Drew Storen	43
2012	Tyler Clippard	32
2013	Rafael Soriano	43
2014	Rafael Soriano	32
2015	Drew Storen	29
2016	Jonathan Papelbon	19
2017	Sean Doolittle	21
2018	Sean Doolittle	25
2019	Sean Doolittle	29
2020	Daniel Hudson	10
2021	Brad Hand	21
2022	Tanner Rainey	12

ERA

1969	Jerry Robertson	3.95
1970	Carl Morton	3.60
1971	Bill Stoneman	3.15
1972	Bill Stoneman	2.98
1973	Mike Marshall	2.66
1974	Dennis Blair	3.27
1975	Dan Warthen	3.11
1976	Steve Rogers	3.21
1977	Steve Rogers	3.10
1978	Steve Rogers	2.47
1979	Dan Schatzeder	2.83
1980	Steve Rogers	2.98
1981	Bill Gullickson	2.81
1982	Steve Rogers	*2.40
1983	Charlie Lea	3.12
1984	Charlie Lea	2.80
1985	Bryn Smith	2.91
1986	Floyd Youmans	3.53
1987	Bob Sebra	4.42
1988	Pascual Perez	2.44
1989	Mark Langston	2.39
1990	Oil Can Boyd	2.93
1991	Dennis Martinez	2.39
1992	Dennis Martinez	2.47
1993	Ken Hill	3.23
1994	Jeff Fassero	2.99
1995	Pedro Martinez	3.51
1996	Jeff Fassero	3.30
1997	Pedro Martinez	1.90
1998	Dustin Hermanson	3.13
1999	Dustin Hermanson	4.20
2000	Javier Vazquez	4.05
2001	Javier Vazquez	3.42
2002	Tomo Ohka	3.18
2003	Livan Hernandez	3.20
2004	Livan Hernandez	3.60
2005	John Patterson	3.13
2006	Ramon Ortiz	5.57
2007	Matt Chico	4.63
2008	John Lannan	3.91
2009	John Lannan	3.88
2010	Livan Hernandez	3.66
2011	Jordan Zimmermann	3.18
2012	Gio Gonzalez	2.89
2013	Stephen Strasburg	3.00
2014	Doug Fister	2.41
2015	Max Scherzer	2.79
2016	Tanner Roark	2.83
2017	Max Scherzer	2.51
2018	Max Scherzer	2.53
2019	Max Scherzer	2.92
2020	Max Scherzer	3.74
2021	Max Scherzer	2.76
2022	Erasmus Ramirez	2.92

STRIKEOUTS

1969	Bill Stoneman	185
1970	Bill Stoneman	176
1971	Bill Stoneman	251
1972	Bill Stoneman	171
1973	Steve Renko	164
1974	Steve Rogers	154
1975	Steve Rogers	137
1976	Steve Rogers	150
1977	Steve Rogers	206
1978	Steve Rogers	126
1979	Steve Rogers	143
1980	Steve Rogers	147
1981	Bill Gullickson	115
1982	Steve Rogers	179
1983	Steve Rogers	146
1984	Charlie Lea	123
1985	Bryn Smith	127
1986	Floyd Youmans	202
1987	Bob Sebra	156
1988	Pascual Perez	131
1989	Mark Langston	175
1990	Dennis Martinez	156
1991	Dennis Martinez	123
1992	Ken Hill	150
1993	Jeff Fassero	140
1994	Pedro Martinez	142
1995	Pedro Martinez	174
1996	Fassero/Martinez	222
1997	Pedro Martinez	305
1998	Dustin Hermanson	154
1999	Dustin Hermanson	145
2000	Javier Vazquez	196
2001	Javier Vazquez	208
2002	Javier Vazquez	179
2003	Javier Vazquez	241
2004	Livan Hernandez	186
2005	John Patterson	185
2006	Livan Hernandez	104
2007	Matt Chico	94
2008	Tim Redding	120
2009	Jordan Zimmermann	92
2010	Livan Hernandez	114
2011	Jordan Zimmermann	124
2012	Gio Gonzalez	207
2013	Gio Gonzalez	192
2014	Stephen Strasburg	242
2015	Max Scherzer	276
2016	Max Scherzer	284
2017	Max Scherzer	268
2018	Max Scherzer	300
2019	Stephen Strasburg	251
2020	Max Scherzer	92
2021	Max Scherzer	147
2022	Josiah Gray	154



FRANCHISE PITCHING LEADERS — SINGLE-SEASON

GAMES

1.	Mike Marshall92	1973
2.	Jon Rauch88	2007
T3.	Jon Rauch85	2006
T3.	Saul Rivera85	2007
5.	Graeme Lloyd84	2001
6.	Steve Kline83	2000
7.	Steve Kline82	1999
T8.	Luis Ayala81	2004
T8.	Dale Murray81	1976
T10.	Gary Majewski79	2005
T10.	Anthony Telford79	1999

WINS

1.	Gio Gonzalez21	2012
T2.	Max Scherzer20	2016
T2.	Ross Grimsley20	1978
T4.	Jordan Zimmermann19	2013
T4.	Steve Rogers19	1982
T6.	Stephen Strasburg18	2019
T6.	Max Scherzer18	2018
T6.	Carl Morton18	1970
T6.	Bryn Smith18	1985
T10.	Pedro Martinez17	1997
T10.	Bill Stoneman17	1971
T10.	Steve Rogers17	1977
T10.	Steve Rogers17	1983
T10.	Bill Gullickson17	1983

LOSSES

1.	Steve Rogers22	1974
T2.	Patrick Corbin19	2022
T2.	Bill Stoneman19	1969
4.	Carl Morton18	1971
5.	Steve Rogers17	1976
T6.	Patrick Corbin16	2021
T6.	Ramon Ortiz16	2006
T6.	Steve Rogers16	1977
T6.	Bill Stoneman16	1971
T6.	Steve Renko16	1974
T6.	Balor Moore16	1973
T6.	Jerry Robertson16	1969

SAVES

1.	Chad Cordero47	2005
T2.	Rafael Soriano43	2013
T2.	Drew Storen43	2011
T2.	John Wetteland43	1993
T5.	Jeff Reardon41	1985
T5.	Ugueth Urbina41	1999
T7.	Chad Cordero37	2007
T7.	John Wetteland37	1992
9.	Mel Rojas36	1996
10.	Jeff Reardon35	1986

BOLD - Led National League

GAMES STARTED

1.	Steve Rogers40	1977
2.	Bill Stoneman39	1971
3.	Steve Rogers38	1974
T4.	Carl Morton37	1970
T4.	Steve Rogers37	1980
T4.	Steve Renko37	1971
T4.	Steve Rogers37	1979
T8.	Steve Rogers36	1983
T8.	Ross Grimsley36	1978
T8.	Bill Stoneman36	1969

INNINGS

1.	Steve Rogers301.2	1977
2.	Bill Stoneman294.2	1971
T3.	Carl Morton284.2	1970
4.	Steve Rogers281.0	1980
5.	Steve Rogers277.0	1982
6.	Steve Renko275.2	1971
7.	Steve Rogers273.0	1983
8.	Ross Grimsley263.0	1978
9.	Livan Hernandez255.0	2004
10.	Steve Rogers253.2	1974

INNINGS (RELIEVERS ONLY)

1.	Mike Marshall179.0	1973
2.	Dan McGinn132.1	1969
T3.	Andy McGaffigan120.1	1987
T3.	Tim Burke120.1	1985
5.	Mike Marshall116.0	1972
6.	Dale Murray113.1	1976
T7.	Dale Murray111.1	1975
T7.	Mike Marshall111.1	1971
9.	Jeff Reardon109.0	1982
10.	Chuck Taylor107.2	1974

COMPLETE GAMES

1.	Bill Stoneman20	1971
2.	Ross Grimsley19	1978
3.	Steve Rogers17	1977
T4.	Steve Rogers14	1980
T4.	Steve Rogers14	1982
T6.	Steve Rogers13	1979
T6.	Steve Rogers13	1983
T6.	Bill Stoneman13	1972
T6.	Mike Torrez13	1972
T6.	Pedro Martinez13	1997

SHUTOUTS

T1.	Steve Rogers5	1979
T1.	Steve Rogers5	1983
T1.	Dennis Martinez5	1991
T1.	Bill Stoneman5	1969
T1.	Carlos Perez5	1997
T6.	MANY PITCHERS4	—

ERA

1.	Pedro Martinez1.90	1997
2.	Dennis Martinez2.39	1991
3.	Mark Langston2.39	1989
4.	Steve Rogers2.40	1982
5.	Doug Fister2.41	2014
6.	Pascual Perez2.44	1988
7.	Dennis Martinez2.47	1992
8.	Steve Rogers2.47	1978
9.	Max Scherzer2.51	2017
10.	Stephen Strasburg2.52	2017

STRIKEOUTS

1.	Pedro Martinez305	1997
2.	Max Scherzer300	2018
3.	Max Scherzer284	2016
4.	Max Scherzer276	2015
5.	Max Scherzer268	2017
T6.	Stephen Strasburg251	2019
T6.	Bill Stoneman251	1971
8.	Max Scherzer243	2019
9.	Stephen Strasburg242	2014
10.	Javier Vazquez241	2003

HOME RUNS ALLOWED

1.	Josiah Gray38	2022
2.	Patrick Corbin37	2021
T3.	Max Scherzer31	2016
T3.	Ramon Ortiz31	2006
T3.	Javier Vazquez31	1998
T6.	Dan Haren28	2013
T6.	Javier Vazquez28	2003
T8.	Javier Vazquez28	2002
T9.	MANY PITCHERS27	—

MONTREAL EXPOS ALL-TIME ROSTER (1969-2004)

Note: 620 players appeared in at least one game with the Montreal Expos in 36 seasons from 1969-2004.

A (17)	
ALCALA, Santo.....	1977
ALDRED, Scott.....	1993
ALDRETE, Mike.....	1989-90
ALLEN, Bernie.....	1973
ALMON, Bill.....	1986
ALMONTE, Hector.....	2003
ALOU, Felipe.....	1973
ALOU, Moises.....	1990-96
ALVAREZ, Tavo.....	1995-96
ANDERSON, Scott.....	1990
ANDREWS, Shane.....	1995-99
AQUINO, Luis.....	1995
ARMAS JR., Tony.....	1999-04
AUCON, Derek.....	1996
ATKINSON, Bill.....	1976-79
AYALA, Bobby.....	1999
AYALA, Luis.....	2003-04
B (54)	
BAHNSEN, Stan.....	1977-81
BAILEY, Bob.....	1969-75
BARBERIE, Bret.....	1991-92
BARGAR, Greg.....	1983-84
BARNES, Brian.....	1990-93
BARNES, Skeeter.....	1981
BARRETT, Michael.....	1998-03
BARRETT, Tim.....	1988
BARRON, Tony.....	1996
BASS, Randy.....	1979
BATEMAN, John.....	1968-72
BATISTA, Miguel.....	1996-00
BATISTA, Tony.....	2004
BELL, Juan.....	1994
BERLIN, Francis.....	2004
BELTRAN, Rigo.....	2004
BENAVIDES, Freddie.....	1994
BENITEZ, Yamil.....	1995-96
BENNETT, Shayne.....	1997-99
BENTZ, Chad.....	2004
BERGERON, Peter.....	1999-02, 2004
BERNAZARD, Tony.....	1979-80
BERRY, Sean.....	1992-95
BIDDLE, Rocky.....	2003-04
BITTNER, Larry.....	1974-76
BILARDELLO, Dann.....	1986
BLACKWELL, Tim.....	1977, 1982-83
BLAIR, Dennis.....	1974-76
BLANK, Matt.....	2000-01
BLUM, Geoff.....	1999-01
BOCCABELLA, John.....	1969-73
BOLICK, Frank.....	1993
BOSCH, Don.....	1969
BOSKIE, Shawn.....	1998
BOTTENFIELD, Kent.....	1992-93
BOUCHER, Denis.....	1993-94
BOYD, Oil Can.....	1990-91
BRADLEY, Milton.....	2000-01
BRAND, Ron.....	1969-71
BREEDEN, Hal.....	1972-75
BREINING, Fred.....	1984
BRIGGS, Dan.....	1981
BRITTON, Jim.....	1971
BROOKS, Hubie.....	1985-89
BROWER, Jim.....	2002
BROWER, Curt.....	1986-87
BROWN, Curtis.....	1973
BROWN, Jackie.....	1977
BUCKLING, Jim.....	1997
BULLINGER, Kirk.....	1998
BULLOCK, Eric.....	1990-92
BURKE, Tim.....	1985-91
BURRIS, Ray.....	1981-83
BUTERA, Sal.....	1984-85
C (38)	
CABRERA, Orlando.....	1998-04
CADRETA, Ivan.....	1991-92
CALLOWAY, Ron.....	2003-04
CAMPBELL, Bill.....	1987
CANDEALE, Casey.....	1986-88
CANDELARIA, John.....	1989
CARRITHERS, Don.....	1974-76
CARROLL, Jamey.....	2002-04
CARTER, Gary.....	1974-84, 1992
CASH, Dave.....	1977-79
CASKEY, Craig.....	1973
CEPICKY, Matt.....	2002-04
CERONE, Rick.....	1992
CHAVEZ, Endy.....	2002-04

CHAVEZ, Raul.....	1996-97
CHURCH, Ryan.....	2004
CHEN, Bruce.....	2002
CIANFROCCO, Archi.....	1992-93
CLENDENON, Donn.....	1969
CLINE, Ty.....	1969-70
COGGINS, Rich.....	1975
COLBERT, Nate.....	1975-76
COLBRUNN, Greg.....	1992-93
COLLINS, Kevin.....	1969
COLLIER, Lou.....	2002
COLON, Bartolo.....	2002
COQUILLETTE, Trace.....	1999-00
CORCORAN, Roy.....	2003-04
CORDERO, Chad.....	2003-04
CORDERO, Wil.....	1992-95, 2002-03
CORMIER, Rheaal.....	1996-97
CORNELIUS, Reid.....	1995
COSTELLO, John.....	1990
COX, Darron.....	1999
COX, Jim.....	1973-76
CROMARTIE, Warren.....	1974, 1976-83
CROWLEY, Terry.....	1983
CUBILLAN, Darwin.....	2001
D (28)	
DAAL, Omar.....	1996-97
D'ACQUISTO, John.....	1980
DARENSBOURG, Vic.....	2003
DARLING, Ron.....	1991
DAUGHERTY, Jack.....	1987
DAVIS, Willie.....	1974
DAWSON, Andre.....	1976-86
DAY, Boots.....	1970-74
DAY, Zach.....	2002-04
DEHART, Rick.....	1997-99
DE LA ROSA, Tomas.....	2000-01
DELEON, Jose.....	1995
DEMOLA, Don.....	1974-75
DESHEILDS, Delino.....	1990-93
DIAZ, Einar.....	2004
DILLMAN, Bill.....	1970
DILONE, Miguel.....	1984-85
DIXON, Tom.....	1983
DOPSON, John.....	1985, 1988
DOWNS, Scott.....	2000, 2003-04
DREW, Tim.....	2002-03
DRIESSEN, Dan.....	1984-85
DUCEY, Rob.....	2001
DUES, Hal.....	1977-78, 1980
DUNNING, Steve.....	1976
DWYER, Jim.....	1975-76, 1989
DYER, Duffy.....	1979
DYER, Mike.....	1996
E (6)	
EISCHEN, Joey.....	1994, 2001-04
ENGLER, Dave.....	1987-88
ENGLER, Rick.....	1981
ENYART, Terry.....	1974
EVERETT, Carl.....	2004
EVERSGERD, Bryan.....	1995
F (31)	
FACE, Eloy.....	1969
FAIREY, Jim.....	1969-72
FAIRLY, Ron.....	1969-74
FALTEISEK, Steve.....	1997
FARMER, Howard.....	1990
FASSERO, Jeff.....	1991-96
FERNANDEZ, Jose.....	1999
FERRARI, Anthony.....	2003
FICKAC, Jeremy.....	2004
FISCHER, Jeff.....	1987
FITZGERALD, Mike.....	1985-91
FLETCHER, Darrin.....	1992-97
FLOYD, Cliff.....	1993-96, 2002
FLYNN, Doug.....	1982-85
FOLEY, Tom.....	1986-92, 1995
FOLL, Tim.....	1972-77
FONVILLE, Chad.....	1995
FOOTE, Barry.....	1973-77
FORSTER, Scott.....	2000
FOX, Andy.....	2004
FRANCONA, Terry.....	1981-85
FRASER, Willie.....	1995
FRAZIER, Lou.....	1993-95
FRENCH, Roger.....	1976
FREY, Steve.....	1989-91
FRIAS, Pepe.....	1973-78
FROBEL, Doug.....	1985
FRY, Jerry.....	1978
FRYMAN, Woodie.....	1975-76, 1978-83
FUENTES, Mike.....	1983-84

FULLMER, Brad.....	1997-99
G (29)	
GALARRAGA, Andrés.....	1985-91, 2002
GARCIA, Damaso.....	1989
GARDINER, Mike.....	1993
GARDNER, Jeff.....	1994
GARDNER, Mark.....	1989-92
GARMAN, Mike.....	1978
GARRETT, Wayne.....	1976-78
GATES, Mike.....	1981-82
GEBHARD, Bob.....	1974
GIDEON, Brett.....	1989-90
GILBERT, Joe.....	1972-73
GLYNN, Ed.....	1985
GOFF, Jerry.....	1990, 1992
GONZALES, Rene.....	1984, 1986
GONZALEZ, Alex.....	2004
GORMAN, Tom.....	1981-82
GOSGER, Jim.....	1970-71
GRANGER, Wayne.....	1976
GRANT, Mudcat.....	1969
GRAPENTHIN, Dick.....	1983-85
GRIMSLEY, Ross.....	1978-80
GRISSOM, Marquis.....	1989-94
GROSS, Kevin.....	1989-90
GRUDZIELANEK, Mark.....	1995-98
GUERRERO, Vladimir.....	1996-03
GUERRERO, Wilton.....	1998-00, 2002
GULDEN, Brad.....	1982
GULLICKSON, Bill.....	1979-85
GUZMAN, Edwards.....	2003
H (41)	
HACKER, Rich.....	1971
HAIHN, Don.....	1969-70
HALL, Drew.....	1990
HANEY, Chris.....	1991-92
HANEY, Todd.....	1992
HANNAHS, Gerald.....	1976-77
HARRIS, Brendan.....	2004
HARRIS, Gene.....	1989
HARRIS, Greg A.....	1984, 1995
HASSEY, Ron.....	1991
HAYNES, Heath.....	1994
HEATON, Neal.....	1987-88
HEBSON, Bryan.....	2003
HENDERSON, Rodney.....	1994
HENLEY, Bob.....	1998
HENRY, Butch.....	1993-95
HEREDIA, Gil.....	1992-95
HEREDIA, Ubaldo.....	1987
HERGES, Matt.....	2002
HERMANSON, Dustin.....	1997-00
HERMOSO, Angel.....	1969-70
HERNANDEZ, Livan.....	2003-04
HERRERA, Jose.....	1969-70
HERRMANN, Ed.....	1978
HESKETH, Joe.....	1984-89
HIATT, Jack.....	1970
HILL, Shawn.....	2004
HILL, Ken.....	1992-94
HOLBERT, Ray.....	1998
HOLDSWORTH, Fred.....	1977-78
HOLMAN, Brian.....	1988-89
HORGAN, Joe.....	2004
HOSTETLER, Dave.....	1981
HUBBARD, Mike.....	1998
HUDLER, Rex.....	1988-90
HUMPHREY, Terry.....	1971-74
HUNT, Randy.....	1986
HUNT, Ron.....	1971-74
HURST, Jonathan.....	1992
HUSON, Jeff.....	1988-89
HUTTON, Tommy.....	1978-81
I (2)	
IRABU, Hideki.....	2000-01
IZTURIS, Maicer.....	2004
J (21)	
JACKSON, Grant.....	1981
JAMES, Bob.....	1978-79, 1982-84
JARVIS, Pat.....	1973
JASTER, Larry.....	1969
JESTADI, Gary.....	1969
JOHNSON, Anthony.....	1981
JOHNSON, Ken.....	1970
JOHNSON, L. Doby.....	1975-76
JOHNSON, Mike.....	1997-01
JOHNSON, Nick.....	2004
JOHNSON, Randy.....	1988-89
JOHNSON, Ron.....	1984
JOHNSON, Roy.....	1982, 1984-85

JOHNSON, Wallace.....	1981-84, 1986-90
JONES, Barry.....	1991
JONES, Jimmy.....	1993
JONES, Mack.....	1969-71
JONES, Terry.....	1998-01
JONES, Tracy.....	1988
JORGENSEN, Mike.....	1972-77
JUDDEN, Jeff.....	1996-97
K (11)	
KEENER, Joe.....	1976
KELLY, Roberto.....	1995
KERRIGAN, Joe.....	1976-77
KIM, Sun-woo.....	2002-04
KIRBY, Clay.....	1976
KLINE, Steve.....	1997-00
KNORR, Randy.....	2003
KNOIT, Eric.....	2001
KNOWLES, Darold.....	1978
KRENCHICKI, Wayne.....	1986
KRUEGER, Bill.....	1992
L (34)	
LABANDEIRA, Josh.....	2004
LABOY, Cocco.....	1969-73
LAKER, Tim.....	1992-93, 1995
LANDRUM, Bill.....	1992
LANDRETH, Larry.....	1976-77
LANG, Chip.....	1975-76
LANGSTON, Mark.....	1989
LANSING, Mike.....	1993-97
LARA, Yovanny.....	2000
LASKEY, Bill.....	1985
LAW, Vance.....	1985-87
LAWLESS, Tom.....	1984
LEA, Charles.....	1980-84, 1987
LEA, Brett.....	1979-82
LEFLORE, Ron.....	1980
LEIPER, Dave.....	1995-96
LEITER, Mark.....	1996
LEISTER, Denny.....	1982
LERCH, Randy.....	1982-83
LEIFER, Jeff.....	2003
LILLY, Ted.....	1999
LINTZ, Larry.....	1973-75
LIRA, Felipe.....	2000-01
LITTLE, Bryan.....	1982-84
LIVINGSTONE, Scott.....	1998
LOYD, Graeme.....	2002
LONG, Bill.....	1991
LOPEZ, Luis.....	2004
LOONEY, Brian.....	1993-94
LUCAS, Gary.....	1984-85
LUCAS, Gary.....	1989
LIKACHYK, Rob.....	1996
LYONS, Steve.....	1992
LYTLE, Jim.....	1973-76
M (65)	
MACHA, Ken.....	1979-80
MACHADO, Roberto.....	1999
MACIAS, Jose.....	2002-03
MACKANIN, Pete.....	1975-77
MADDUX, Mike.....	1998-99
MAHLER, Mickey.....	1985
MAHLER, Rick.....	1991
MAJEWSKI, Gary.....	2004
MAJLOV, Bob.....	1990
MANGUAL, Pepe.....	1972-76
MARON, Julio.....	2003
MARQUE, Manny.....	1985
MANUEL, Barry.....	1996
MANUEL, Jerry.....	1980-81
MARENTE, Leo.....	1969
MARRERO, Oreste.....	1993
MARSHALL, Mike.....	1970-73
MARTINEZ, Dave.....	1988-91
MARTINEZ, Dennis.....	1986-93
MARTINEZ, Manny.....	1999
MARTINEZ, Pedro.....	1994-97
MARTINEZ, Sandy.....	2001
MASHORE, Clyde.....	1970-73
MASON, Jim.....	1979
MATEO, Henry.....	2001-04
MATTES, Troy.....	2001
MAY, Derrick.....	1998
MAY, Rudy.....	1978-79
MAY, Matt.....	1992
MCANALLY, Ernie.....	1971-74
McCARVER, Tim.....	1972
McCLURE, Bob.....	1986-88
McDONALD, Dave.....	1977
McNEANEY, Will.....	1991
McGAFFIGAN, Andy.....	1984, 1986-89

McGINN, Dan	1969-71
McGUIRE, Ryan	1997-99
McINTOSH, Tim	1995
McNALLY, Dave	1975
MEJIAS, Sam	1977-78
MERCADO, Orlando	1990
MERCED, Orlando	1999
MERCEDES, José	2003
MEULENS, Hensley	1997
MILLER, Randy	1978
MILLIGAN, Randy	1994
MILLS, Brad	1980-85
MILNER, John	1981-82
MINOR, Ryan	2001
MOHORIC, Dale	1990
MONTAGUE, John	1973-75
MONTANEZ, Willie	1980-81
MONTOYO, Charlie	1993
MOORE, Balor	1970, 1972-74
MOORE, Bill	1986
MOORE, Trey	1998, 2000
MORAGA, David	2000
MORALES, Jose	1977-77
MORDECAI, Mike	1998-02
MORTON, Carl	1969-72
MOTA, Guillermo	1999-01
MOTA, Manny	1969
MOUTON, James	1999
MUNOZ, Bobby	2001
MURRAY, Dale	1974-76, 1979-80

N (15)

NABHOLZ, Chris	1990-93
NATAL, Bob	1992
NETTLES, Graig	1988
NEWMAN, Al	1985-86
NICHOLS, Reid	1987
NICOSIA, Steve	1985
Nieto, Tom	1986
NIXON, Otis	1988-90
NOBOA, Junior	1989-91
NORMAN, Dan	1982
NORMAN, Fred	1980
NORMAN, Nelson	1987
NORTHROP, Jim	1974
NUNNARI, Talmadge	2000
NYE, Rich	1970

O (13)

OBANDO, Sherman	1996-97
O'BERRY, Mike	1985
O'BRIEN, Charlie	2000
O'CONNOR, Jack	1985
O'DONOGHUE, John	1970-71
OFFICE, Rowland	1980-82
OHKA, Tomo	2001-04
O'LEARY, Troy	2003
OLIVER, Al	1982-83
O'MALLEY, Tom	1988
ORSULAK, Joe	1997
OWCHINKO, Bob	1986
OWEN, Spike	1989-92

P (26)

PACHECO, Alex	1996
PALMER, David	1978-80, 1982, 1984-85
PANIAGUA, José	1996-97
PAPI, Stan	1977-78
PAREDES, Johnny	1988, '90
PARRETT, Jeff	1986-88
PARRISH, Larry	1974-81
PASCUCCI, Valentino	2004
PATE, Bob	1980-81
PATTERSON, John	2004
PAVANO, Carl	1998-02
PEREZ, Carlos	1995, 1997-98
PEREZ, Pascual	1987-89
PEREZ, Robert	1998
PEREZ, Tony	1977-79
PETERS, Chris	2001
PEVEY, Marty	1989
PHILIPS, Ken	1982
PHILLIPS, Adolfo	1969-70
PIATT, Doug	1991
PHILLIPS, Mike	1981-83
PIRTLE, Gerry	1978
POOLE, Jim	2000
POWELL, Alonzo	1987
POWELL, Jeremy	1998-00
PRIDE, Curtis	1993, 1995, 2001

Q (1)

QUALLS, Jim	1970
-------------	------

R (38)

RADATZ, Dick	1969
RAINES, Tim	1979-90, 2001
RAMOS, Bobby	1978, 1980-81, 1983-84

RAMSEY, Mike	1984
RATZER, Steve	1980-81
RAUCH, Jon	2004
RAYMOND, Claude	1969-71
READY, Randy	1993
REAMES, Britt	2001-03
REARDON, Jeff	1981-86
REECE, Bob	1978
REED, Darren	1992
REED, Jeff	1987-88
REED, Howie	1969-71
RENKO, Steve	1969-76
REYES, Gilberto	1989, 1991
REYNOLDS, Bob	1969
RIESGO, Nikko	1991
RIGBY, Brad	2000
RILEY, George	1986
RISLEY, Bill	1992-93
RIVERA, Bombo	1975-76
RIVERA, Juan	2004
RIVERA, Jose	1986-88
ROBERGE, Bert	1985-86
ROBERTSON, Jerry	1969
RODRIGUEZ, Henry	1995-97, 2002
ROENICKE, Gary	1976
ROGERS, Steve	1973-85
ROJAS, Mel	1990-96, 99
ROMANO, Tom	1987
ROOF, Gene	1963
ROOMES, Rolando	1990
ROONEY, Pat	1981
ROQUE, Jorge	1973
ROSE, Pete	1984
RUETER, Kirk	1993-96
RUSKIN, Scott	1990-91

S (70)

ST. CLAIRE, Randy	1984-88
SALAZAR, Argenis	1983-84
SAMPEN, Bill	1990-92
SANDERSON, Scott	1978-83
SANTANA, Julio	2000
SANTANGELO, F.P.	1995-98
SANTOVENIA, Nelson	1987-91
SAUVEUR, Rich	1988
SCANLAN, Bob	2001
SCANLON, Pat	1974-76
SCHAEZLER, Dan	1977-75, 82-86
SCHERMAN, Fred	1975-76
SCHMIDT, Dave	1990-91
SCHMIDT, Curt	1995
SCHNEIDER, Brian	2000-04
SCHUL, Rick	1996
SCOTT, Mickey	1973
SCOTT, Rodney	1976, 1979-82
SCOTT, Tim	1993-96
SCOTT, Tony	1973-75, 1984
SEBRA, Bob	1986-87
SEGUI, David	1995-97
SEGUIGNOL, Fernando	1998-01
SEMBERA, Carroll	1969-70
SERVICE, Scott	1992
SHAW, Don	1969
SHAW, Jeff	1993-95
SHEA, Steve	1969
SHINES, Ray	1983-85, 1987
SIDDALL, Joe	1993, 1995
SILVESTRI, Dave	1995-96
SIMONS, Doug	1992
SINGLETON, Ken	1972-74
SKRMETTA, Matt	2000
SLEDGE, Terrell	2004
SMART, J.D.	1999
SMITH, Brian	1981-89
SMITH, Chris	1981-82
SMITH, Dan	1999, 2002-03
SMITH, Mark	2001
SMITH, Mike	1988
SMITH, Lee	1997
SMITH, Zane	1989-90
SOLATA, Tony	1979
SORENSEN, Larry	1987
SOSA, Elias	1979-81
SPARMA, Joe	1970
SPEHR, Tim	1993-96
SPEIER, Chris	1977-84
SPENCER, Sean	2000
STAEHLLE, Marv	1969-70
STANHOUSE, Don	1975-77
STANKIEWICZ, Andy	1996-97
STAIRS, Matt	1992-93
STAUB, Rusty	1969-71, 1979
STEFERO, John	1987
STENHOUSE, Mike	1982-84
STEVENS, Lee	2000-02
STEWART, Scott	2001-03
STINSON, Bob	1973-74
STONEMAN, Bill	1969-73

STOVALL, DaRond	1998
STOWERS, Chris	1999
STRANGE, Doug	1997
STRICKLAND, Scott	1999-2002
STROMMAYER, John	1970-73
STULL, Everett	1997
SUTHERLAND, Gary	1969-71
SWANSON, Stan	1971
SWOBODA, Ron	1971

T (26)

TAMARGO, John	1979-80
TARASCO, Tony	1995
TATIS, Fernando	2001-03
TAYLOR, Frank	1982
TAVLAR, Chuck	1973-76
TEJADA, Wilfredo	1986, 1988
TELFORD, Anthony	1997-01
TERPKO, Jeff	1977
THOBE, J.J.	1995
THOMAS, Derrel	1984
THOMPSON, Jason	1986
THOMPSON, Rich	1989-90
THOMPSON, Scot	1985
THORNTON, Andre	1976
THURMAN, Mike	1997-01
TIBBS, Jay	1986-87
TOMLIN, Dave	1982, 1986
TORRES, Hector	1972
TORRES, Salomon	1997
TORREZ, Mike	1971-74
TRACY, Andy	2000-01
TREADWAY, Jeff	1995
TRULLO, Manny	1983
TRUBY, Chris	2002
TUCKER, T.J.	2000, 2002-04
TWITCHELL, Wayne	1977-78

U (2)

UNSER, Del	1976-78
URBINA, Ugueth	1995-01

V (13)

VAIL, Mike	1983
VALDES, Marc	1997-98
VALDEZ, Sergio	1986, 1992-93
VALERA, Yohanny	2000
VALENTE, Ellis	1981
VANDER WAL, John	1991-93
VARGAS, Claudio	2003-04
VAZQUEZ, Javier	1998-2003
VENABLE, Max	1984
VERES, Dave	1996-97
VIDRO, Jose	1997-2004
VITIELLO, Joe	2003
VOSBERG, Ed	2002

W (32)

WAINHOUSE, David	1991
WALKER, Larry	1989-94
WALKER, Tom	1972-74, 1977
WALLACH, Tim	1980-92
WALTON, Bruce	1993
WARREN, Dan	1975-77
WASHINGTON, L.L.	1985
WASLEWSKI, Gary	1969-70
WEBSTER, Lenny	1994, 1996, 2000
WEBSTER, Mitch	1985-88
WEGENER, Mike	1969-70
WELSH, Chris	1983
WETTLELAND, John	1992-94
WHITE, Derrick	1993
WHITE, Gabe	1994-95
WHITE, Jerry	1974-83
WHITE, Rondell	1993-00
WHITFIELD, Fred	1970
WICKER, Floyd	1969
WIDGER, Chris	1997-00
WIEGHAUS, Tom	1981, 1983
WILKERSON, Brad	2001-04
WILLARD, Jerry	1992
WILLIAMS, Earl	1976
WILLIAMS, Kenny	1991
WILLS, Maury	1969
WINE, Bobby	1969-72
WINNINGHAM, Herman	1985-88
WOHLFORD, Jim	1983-86
WOOD, Ted	1993
WOODS, Ron	1971-74
WRIGHT, George	1986

Y (6)

YOSHII, Masato	2001-02
YOST, Ned	1985
YOUNG, Floyd	1985-88
YOUNG, Pete	1992-93
YOUNG, Tim	1998
YOUNGBLOOD, Joel	1982

ZEILE, Todd	Z (1)	2003
-------------	--------------	------

MANAGERS (11)

ALOU, Felipe	1992-01
FANNING, Jim	1981-82, 1984
FOX, Charlie	1976
KUEHL, Karl	1976
MAUCH, Gene	1969-75
ROBINSON, Frank	2002-04
RODGERS, Buck	1985-91
RUNNELLS, Tom	1991-92
TORBERG, Jeff	2001
VIDRON, Bill	1983-84
WILLIAMS, Dick	1977-81

COACHES (64)

ACTA, Manny	2002-04
ALOU, Felipe	1979-80, 1984, 1992
ADAIR, Bill	1976
ARNSBERG, Brad	2000-01
ARSENAULT, Pierre	1992-01
BEARNAUD, Larry	1976, 1985-91
BOROS, Steve	1981-82
BRAGAN, Jimmy	1970-72
BREWER, Jim	1977-79
BRISTOL, Dave	1973-75
CARRION, Leonel	1987-88
CISCO, Galen	1980-84
COX, Jeff	2000-01
CUELLAR, Bobby	1997-00
DeMARS, Billy	1982-84
DOBY, Larry	1971-73, 1976
GARDNER, Billy	1977-78
GEHRARD, Bob	1982
GLYNN, Gene	1999
GUILLEN, Ozzie	2001
HANSEN, Ron	1985-89
HARPER, Tommy	1990-99
HILL, Perry	2000-01
HIRANI, Walt	1974-75
JOHNSON, Tim	1993-94
KENNEDY, Kevin	1992
KERRIGAN, Joe	1983-86, 1992-96
Kim, Wendell	2002
LANDESTON, Rafael	1989-91
LOWERY, peanuts	1969
MACA, Ken	1987-91
MANANIN, Pete	1997-00
MAKKAU, Jerry	1991-96
McLISH, Cal	1969-75
McCRAW, Tom	2002-04
McRAE, Hal	1990-91
MILLS, Brad	2003
MOORE, Jackie	1987-89
MORALES, Jerry	2002-04
MULLIN, Pat	1979-81
NATAL, Bob	2002-04
NIXON, Russ	1984-85
OLDIS, Bob	1969
PICHÉ, Ron	1976
POLE, Dick	2002
PJPOLS, Luis	1993-00
RAPP, Vern	1979-83
RAYMOND, Claude	2002-04
RENICK, Rick	1985-86, 2001
RODRIGUEZ, Eddie	2004
ROESSLER, Pat	2000-01
RUNNELLS, Tom	1990-91
SHERRY, Norm	1978-81
SNIDER, Duke	1974-75
SPARKS, Joe	1989
ST. CLAIRE, Randy	2003-04
TRACY, Jim	1995-98
VERNON, Mickey	1977-78
VIRGIL, Dick	1976-81
WARD, Jay	1991-92
WILLIAMS, Ozzie	1970
WINKLES, Bobby	1986-88
WRIGHT, Mel	1983
ZIMMER, Don	1971
ZIMMERMAN, Jerry	1969-75

FRANCHISE NATIONAL LEAGUE ALL-STARS

YEAR	PLAYER(S)	ALL-STAR GAME SITE
1969	Rusty Staub (OF)	WAS
1970	Rusty Staub (OF)	CIN
1971	Rusty Staub (OF)	DET
1972	Bill Stoneman (RHP)	ATL
1973	Ron Fairly (1B)	KCR
1974	Steve Rogers (RHP)	PIT
1975	Gary Carter (C)	MIL
1976	Woodie Fryman (LHP)	PHI
1977	Ellis Valentine (RHP)	NYN
1978	Ross Grimsley (LHP), Steve Rogers (RHP)	SDP
1979	Gary Carter (C), Larry Parrish (3B), Steve Rogers (RHP)	SEA
1980	Gary Carter (C)	LAD
1981	Gary Carter* (C, MVP), Andre Dawson* (OF), Tim Raines (OF)	CLE
1982	Gary Carter* (C), Andre Dawson* (OF), Al Oliver (1B), Tim Raines* (OF), Steve Rogers* (RHP)	MON
1983	Gary Carter* (C), Andre Dawson* (OF), Al Oliver (1B), Tim Raines* (OF), Steve Rogers (RHP)	CWS
1984	Gary Carter* (C, MVP), Charlie Lea* (RHP), Tim Raines (OF), Tim Wallach (3B)	SFG
1985	Tim Raines (OF), Jeff Reardon (RHP), Tim Wallach (3B)	MIN
1986	Hubie Brooks (SS), Tim Raines (OF), Jeff Reardon (RHP)	HOU
1987	Hubie Brooks (SS), Tim Raines (OF, MVP), Tim Wallach (3B)	OAK
1988	Andrés Galarra (1B)	CIN
1989	Tim Burke (RHP), Tim Wallach (3B)	CAL
1990	Dennis Martínez (RHP), Tim Wallach (3B)	CHI
1991	Ivan Calderon (OF), Dennis Martínez (RHP)	TOR
1992	Dennis Martínez (RHP), Larry Walker (OF)	SDP
1993	Marquis Grissom* (OF)	BAL
1994	Moises Alou (OF), Wil Cordero (SS), Darrin Fletcher (C), Marquis Grissom* (OF), Ken Hill (RHP)	PIT

YEAR	PLAYER(S)	ALL-STAR GAME SITE
1995	Carlos Perez (LHP)	TEX
1996	Mark Grudzielanek (2B), Pedro Martinez (RHP), Henry Rodriguez (OF)	PHI
1997	Pedro Martinez (RHP)	CLE
1998	Ugueth Urbina (RHP)	COL
1999	Vladimir Guerrero (OF)	BOS
2000	Vladimir Guerrero* (OF), Jose Vidro (2B)	ATL
2001	Vladimir Guerrero (OF)	SEA
2002	Vladimir Guerrero* (OF), Jose Vidro* (2B)	MIL
2003	Jose Vidro* (2B)	CWS
2004	Livan Hernandez (RHP)	HOU
2005	Livan Hernandez (RHP), Chad Cordero (RHP)	DET
2006	Alfonso Soriano* (LF)	PIT
2007	Dmitri Young (1B)	SFG
2008	Cristian Guzman (SS)	NYN
2009	Ryan Zimmerman (3B)	STL
2010	Matt Capps (RHP)	LAA
2011	Tyler Clippard (RHP)	ARI
2012	Gio Gonzalez (LHP), Bryce Harper (OF), Stephen Strasburg (RHP), Ian Desmond (SS)	KCR
2013	Bryce Harper* (OF), Jordan Zimmermann (RHP)	NYM
2014	Tyler Clippard (RHP), Jordan Zimmermann (RHP)	MIN
2015	Bryce Harper* (OF), Max Scherzer (RHP)	CIN
2016	Bryce Harper* (OF), Daniel Murphy (2B), Wilson Ramos (C), Max Scherzer (RHP), Stephen Strasburg (RHP)	SDP
2017	Bryce Harper* (OF), Daniel Murphy* (2B), Ryan Zimmerman* (1B), Max Scherzer* (RHP), Stephen Strasburg (RHP)	MIA
2018	Bryce Harper* (OF), Max Scherzer* (RHP), Sean Doolittle (LHP)	WSH
2019	Max Scherzer (RHP), Anthony Rendon (3B)	CLE
2021	Max Scherzer* (RHP) Kyle Schwarber (OF), Juan Soto (OF), Trea Turner (SS)	COL
2022	Juan Soto (OF)	LAD

* — National League All-Star starter

EXPOS PLAYERS OF THE YEAR (BBWAA)

YEAR	PLAYER(S)	STATS
1969	Rusty Staub (OF)	.302–29–79
1970	Carl Morton (RHP)	18–11, 3.60 ERA
1971	Ron Hunt (RHP)	.279–5–38
1972	Mike Marshall (RHP)	14–8, 18 SV, 1.78 ERA
1973	Mike Marshall (RHP)	14–11, 31 SV, 2.66 ERA
1974	Willie Davis (OF)	.295–12–89
1975	Gary Carter (C)	.270–17–68
1976	Woodie Fryman (LHP)	13–13, 2 SV, 3.38 ERA
1977	Gary Carter (C)	.284–31–84
1978	Ross Grimsley (LHP)	20–11, 3.05 ERA
1979	Larry Parrish (3B)	.307–30–82
1980	Gary Carter (C)	.264–29–101
1981	Andre Dawson (OF)	.302–24–64
1982	Al Oliver (1B)	.331–22–109
1983	Co-MVP Andre Dawson (OF) Co-MVP Tim Raines (OF)	.299–32–113 .298–11–71, 90 SB
1984	Gary Carter* (C)	.294–27–106
1985	Tim Raines (OF)	.320–11–41
1986	Tim Raines (OF)	.334–9–62, 70 SB

YEAR	PLAYER(S)	STATS
1987	Tim Wallach (3B)	.298–26–123
1988	Andrés Galarra (1B)	.302–29–92
1989	Tim Wallach (3B)	.277–13–77
1990	Tim Wallach (3B)	.296–21–98
1991	Dennis Martínez (RHP)	14–11, 2.39
1992	Larry Walker (OF)	.301–23–93
1993	Marquis Grissom (OF)	.298–19–85, 53
1994	Moises Alou (OF)	.339–22–78
1995	David Segui (1B)	.305–10–57
1996	Henry Rodriguez (OF)	.276–36–103
1997	Pedro Martinez (RHP)	17–8, 1.90
1998	Vladimir Guerrero (OF)	.324–38–109
1999	Vladimir Guerrero (OF)	.316–42–131
2000	Vladimir Guerrero (OF)	.345–44–123
2001	Orlando Cabrera (OF)	.276–14–96, 19 SB
2002	Vladimir Guerrero (OF)	.336–39–111, 40 SB
2003	Orlando Cabrera (OF)	.297–17–80
2004	Brad Wilkerson (OF/1B)	.255–32–67

FRANCHISE (MONTREAL/WASHINGTON) INDIVIDUAL AWARDS

NATIONAL LEAGUE MOST VALUABLE PLAYER AWARD

YEAR	PLAYER	STATS
2015	Bryce Harper	.330, 38 2B, 42 HR, 99 RBI, 124 BB, 118 R

NATIONAL LEAGUE CY YOUNG AWARD

YEAR	PLAYER	STATS
1997	Pedro Martinez	.17-8, 1.90
2016	Max Scherzer	.20-7, 2.96
2017	Max Scherzer	.16-6, 2.51

NATIONAL LEAGUE MANAGER OF THE YEAR AWARD

YEAR	MANAGER	AWARDED BY
1973	Gene Mauch	AP
1979	Dick Williams	AP
1987	Buck Rogers	BBWAA
1994	Felipe Alou (MLB Manager of the Year)	AP
	Felipe Alou (NL Manager of the Year)	BBWAA
2012	Davey Johnson	BBWAA
2014	Matt Williams	BBWAA



FRANCHSE (MONTREAL/WASHINGTON) INDIVIDUAL AWARDS

NATIONAL LEAGUE ROOKIE OF THE YEAR AWARD

YEAR	PLAYER	STATS
1970	Carl Morton18-11, 3.60 ERA
1977	Andre Dawson282, 19 HR, 65 RBI
2012	Bryce Harper270, 22 HR, 59 RBI

NATIONAL LEAGUE BATTING TITLE

YEAR	PLAYER	STATS
2020	Juan Soto351 Batting Average

NATIONAL LEAGUE HANK AARON AWARD

YEAR	PLAYER	AWARDED BY
2015	Bryce Harper (OF)Major League Baseball

EXECUTIVE OF THE YEAR AWARD

YEAR	EXECUTIVE	AWARDED BY
2012	Mike Rizzo (GM)Boston Chapter of the BBWAA
2019	Mike Rizzo (GM)Baseball America
2019	Mike Rizzo (GM)Boston Chapter of the BBWAA

POSTSEASON

YEAR	PLAYER	ROUND
2019	Howie Kendrick National League Championship Series MVP
2019	Stephen StrasburgWorld Series MVP
2019	Soto / Strasburg Babe Ruth Postseason MVP (BBWAA)

HEART AND HUSTLE AWARD

YEAR	PLAYER	AWARDED BY
2019	Howie Kendrick MLB Players Alumni Association

NATIONAL LEAGUE COMEBACK PLAYER OF THE YEAR

YEAR	PLAYER	STATS
2007	Dmitri Young (MLB)320, 38 2B, 13 HR, 74 RBI, .378 OBP
2016	Anthony Rendon (MLB)270, 38 2B, 20 HR, 85 RBI, .348 OBP
2017	Ryan Zimmerman (MLBPA)303, 33 2B, 36 HR, 108 RBI, .573 SLG

MLBPA PLAYERS CHOICE AWARDS

YEAR	PLAYER(S)	AWARD
1997	Pedro MartinezNL Most Outstanding Pitcher
2007	Dimitri YoungNL Comeback Player of the Year
2015	Bryce HarperNL Most Outstanding Player
2016	Daniel MurphyNL Most Outstanding Player
2017	Max ScherzerNL Most Outstanding Pitcher
2017	Ryan ZimmermanNL Comeback Player of the Year
2019	Anthony RendonNL Most Outstanding Player

TOPPS MLB ROOKIE ALL-STAR TEAM

YEAR	PLAYER(S)	STATS
2006	Ryan Zimmerman287, 47 2B, 3 3B, 20 HR, 110 RBI
2008	John Lannan9-15, 3.91 ERA, 117 K
2010	Stephen Strasburg5-3, 2.91 ERA, 92 K
2011	Danny Espinosa236, 29 2B, 5 3B, 21 HR, 66 RBI, 17 SB
2012	Bryce Harper270, 26 2B, 9 3B, 22 HR, 59 RBI, 18 SB
	Steve Lombardozzi273, 16 2B, 3 3B, 3 HR, 27 RBI
2016	Trea Turner342, 14 2B, 8 3B, 13 HR, 40 RBI, 33 SB
2018	Juan Soto292, 25 2B, 3B, 22 HR, 70 RBI, 79 BB, 77 R
2019	Victor Robles255, 33 2B, 3 3B, 17 HR, 65 RBI, 28 SB, 86 R

TONY CONIGLIARO AWARD

YEAR	PLAYER	AWARDED BY
2014	Wilson Ramos (C) Boston Chapter of the BBWAA

LOUISVILLE SLUGGER SILVER SLUGGERS

YEAR	PLAYER(S)	STATS
1980	Andre Dawson (OF)308, 17 HR, 87 RBI
1981	Andre Dawson (OF)302, 24 HR, 64 RBI
	Gary Carter (C)251, 16 HR, 68 RBI
1982	Gary Carter (C)293, 29 HR, 97 RBI
	Al Oliver (1B)331, 22 HR, 109 RBI
1983	Andre Dawson (OF)299, 32 HR, 113 RBI
1984	Gary Carter (C)294, 27 HR, 106 RBI
1985	Tim Wallach (3B)260, 22 HR, 81 RBI
	Hubie Brooks (SS)269, 13 HR, 100 RBI
1986	Hubie Brooks (SS)340, 14 HR, 58 RBI
	Tim Raines (OF)334, 9 HR, 62, 70 SB
1987	Tim Wallach (3B)298, 26 HR, 123 RBI
1988	Andres Galarrraga (1B)302, 29 HR, 92 RBI
1992	Larry Walker (OF)301, 23 HR, 93 RBI
1994	Wil Cordero (SS)294, 15 HR, 63 RBI
	Moises Alou (OF)339, 22 HR, 78 RBI
1999	Vladimir Guerrero (OF)316, 42 HR, 131 RBI RBI
2000	Vladimir Guerrero (OF)345, 44 HR, 123 RBI
2002	Vladimir Guerrero (OF)336, 39 HR, 111, 40 SB
2003	Orlando Cabrera (SS)297, 17 HR, 80 RBI
2004	Livan Hernandez (P)247, 1 HR, 10 RBI
2006	Alfonso Soriano (OF)277, 46 HR, 95 RBI, 41 SB
2009	Ryan Zimmerman (3B)292, 33 HR, 106 RBI
2010	Ryan Zimmerman (3B)307, 25 HR, 85 RBI
2012	Ian Desmond (SS)292, 25 HR, 73 RBI
	Adam LaRoche (1B)271, 33 HR, 100 RBI
	Stephen Strasburg (RHP)277, 1 HR, 7 RBI
2013	Ian Desmond (SS)280, 20 HR, 80 RBI
2014	Ian Desmond (SS)255, 24 HR, 91 RBI
	Anthony Rendon (3B)287, 21 HR, 83 RBI
2015	Bryce Harper (OF)330, 42 HR, 99 RBI
2016	Daniel Murphy (2B)347, 25 HR, 104 RBI
	Wilson Ramos (C)307, 22 HR, 80 RBI
2017	Daniel Murphy (2B)322, 23 HR, 93 RBI
2019	Anthony Rendon (3B)319, 34 HR, 126 RBI
2020	Juan Soto (OF)351, 13 HR, 37 RBI
2021	Juan Soto (OF)313, 29 HR, 95 RBI

RAWLINGS GOLD GLOVES

YEAR	PLAYER(S)	POSITION
1973	Mike Jorgensen1B
1978	Ellis ValentineOF
1980	Gary CarterC
	Andre DawsonOF
1981	Gary CarterC
	Andre DawsonOF
1982	Gary CarterC
	Andre DawsonOF
1983	Andre DawsonOF
1984	Andre DawsonOF
1985	Andre DawsonOF
	Tim Wallach3B
	Tim Wallach3B
1988	Andres Galarrraga1B
1989	Andres Galarrraga1B
1990	Tim Wallach3B
	Andres Galarrraga1B
1992	Larry WalkerOF
1993	Larry WalkerOF
	Marquis GrissomOF
1994	Marquis GrissomOF
2001	Orlando CabreraSS
2009	Ryan Zimmerman3B
2012	Adam LaRoche1B



FRANCHISE RECORD BOOK—MONTREAL EXPOS (1969-2004) AND WASHINGTON NATIONALS (2005-PRES.)

Washington Nationals (2005-present)

RFK Stadium (2005-07), Nationals Park (2008-present)

Montreal Expos (1969-2004)

Jarry Park (1969-76), Olympic Stadium (1977-2004)

CATEGORY	CLUB GENERAL	RECORD
Most Wins, Season		98 [2012]
Most Wins, Season Home		56 [1979]
Most Wins, Season Road		50 [2017]
Most Wins, Month		23 [Sept., 1979]
Most Losses, Season		110 [1969]
Most Losses, Season Home		57 [1969]
Most Losses, Season Road		56 [2008]
Most Losses, Month		26 [Sept./Oct., 1979]
Most Consecutive Wins		10 [5 times; last: Aug. 12-Aug. 21, 2014]
Most Consecutive Wins, Home		13 [Aug. 28-Sept. 15, 1979]
Most Consecutive Wins, Road		10 [May 10-30, 2018]
Most Consecutive Losses		20 [May 13-June 7, 1969]
Most Consecutive Losses, Home		12 [May 13-June 4, 1969]
Most Consecutive Losses, Road		16 [Sept. 9, 2008-April 25, 2009]
Most Wins Over One Club, Season		15 [NYM in 1979, NYM in 2014, ATL in 2016 and MIA in 2019]
Most Wins Over One Club, Home		10 [ATL, 2015]
Most Wins Over One Club, Road		9 [at NYM, 2014]
Most Wins Over One Club, Consecutive		15 [SDP, 1993-95]
Most Losses To One Club, Season		16 [PHI in 2022]
Most Losses To One Club, Home		8 [ATL in 2001, NYM in 2006 and MIA and ATL in 2022]
Most Losses To One Club, Road		9 [FLA in 2003 and PHI in 2022]
Most Losses To One Club, Consecutive		11 [LAD in 1980]
Most Shut-Out Wins, Season		19 [2014]
Most Times Shut Out, Season		21 [2008]
MARGIN OF VICTORY		
Largest Margin of Victory		21 [July 30, 1978 vs. MIA (W25-4), July 31, 2018 vs. NYM (W25-4)]
Largest Margin of Victory, Shutout		19 [July 30, 1978 at ATL]
Largest Margin of Defeat		18 [May 24, 2000 at SF (L0-18)]
Largest Margin of Victory, Shutout		18 [May 24, 2000 at SFG]
ONE-RUN GAMES		
Most Consecutive One-Run Games		7 [Aug. 26-Sept. 2, 1995]
Most Consecutive One-Run Wins		12 [June 3-July 5, 2005]
Most Consecutive One-Run Losses		13 [July 9-Aug. 6, 2005]
DEFICITS OVERCOME		
Largest Deficit Overcome To Win		9 [May 16, 1997 vs. SFG (down 2-11, W14-13) and July 15, 2018 vs. MIA (down 0-9, W14-12)]
Largest Deficit Overcome To Win, Home		9 [May 16, 1997 vs. SFG (down 2-11, W14-13) and July 15, 2018 vs. MIA (down 0-9, W14-12)]
Largest Deficit Overcome To Win, Road		8 [April 28, 2015 at ATL (down 2-10, W13-12)]
Largest Deficit Overcome To Win, 9th Inning or Later		6 [Sept. 3, 2019 vs. NYM (down 4-10, W11-10)]
LEADS RELINQUISHED		
Largest Lead Relinquished In Loss		9 [July 20, 2012 vs. ATL (up 9-0 after 5, L10-11)]
Largest Lead Relinquished In Loss, Home		9 [July 20, 2012 vs. ATL (up 9-0 after 5, L10-11)]
Largest Lead Relinquished In Loss, Road		lose.....8 runs, July 8 at SDP (Up 8-0 after T4th, L 9-8)
Largest Lead Relinquished In Loss, 9th Inning or Later		6 [Sept. 13, 1997 at NYM (led 6-0 in 9th inn., L6-9 in 11 inn.)]

LENGTH OF GAME

Longest Game, 9 innings.....	4:22 [Oct. 1, 2017 vs. PIT (L8-11)]
Longest Game, 9-inning Home.....	4:22 [Oct. 1, 2017 vs. PIT (L8-11)]
Longest Game, 9-inning Road.....	4:19 [June 23, 2021 at PHI (W13-12)]
Longest Game, Extra Innings.....	6:14 [Aug. 23, 1989 vs. LAD (22 inn., L0-1)]
Longest Game, Extra Innings, Home.....	6:14 [Aug. 23, 1989 vs. LAD (22 inn., L0-1)]
Longest Game, Extra Innings, Road.....	5:34 [Sept. 3, 2014 at LAD (14 inn., W8-5)]
Longest Game, Innings Played.....	22 [Aug. 23, 1989 vs. LAD (L0-1)]
Longest Game, Innings Played, Home.....	22 [Aug. 23, 1989 vs. LAD (L0-1)]
Longest Game, Innings Played, Road.....	19 [July 7, 1985 vs. HOU (W6-5)]
Shortest Game, 9 innings.....	1:36 [July 6, 1969 at PHI (G2, W5-0)]
Shortest Game, 9-inning Home.....	1:38 [April 18, 1973 vs. PHI (W2-1)]
Shortest Game, 9-inning Road.....	1:36 [July 6, 1969 at PHI (G2, W5-0)]
Shortest Game, Extra Innings.....	2:04 [Sept. 21, 1982 at NYM (10 inn., G1, L1-2)]
Shortest Game, Extra Innings, home.....	2:10 [July 31, 1977 vs. LAD (10 inn., L2-8)]
Shortest Game, Extra Innings, road.....	2:04 [Sept. 21, 1982 at NYM (10 inn., G1, L1-2)]

PERSONNEL

Most Players Used, Season.....	60 [2021]
Fewest Players Used, Season.....	30 [1972]
Most Players Used, Game.....	26 [Sept. 3, 2014 at LAD (14 inn., W8-5)]
Most Players Used, 9-innings.....	24 [Sept. 25, 2016 at PIT, W10-7]
Most Players Used, Game, Both Clubs.....	51 [Sept. 7, 2008 at ATL (ATL 28, WSH 23) and Sept. 3, 2014 at LAD (WSH 26, LAD 25)]

CATEGORY	CLUB BATTING	RECORD
----------	--------------	--------

RUNS SCORED

Most Runs Scored, Season.....	873 [2019]
Most Runs Scored, Game.....	25 [July 31, 2018 vs. NYM (W25-4)]
Most Runs Scored, Extra-Inning Game.....	14 [Aug. 17, 2019 vs. MIL (14 inn., L14-15) and Aug. 13, 1999 at COL (10 inn., W14-13)]
Most Runs Scored, Win.....	25 [July 31, 2018 vs. NYM (W25-4)]
Most Runs Scored, Loss.....	14 [Aug. 17, 2019 vs. MIL (14 inn., L14-15)]
Most Runs Scored, Home.....	25 [July 31, 2018 vs. NYM (W25-4)]
Most Runs Scored, Road.....	21 [April 28, 1996 at COL (W21-9)]
Most Runs Scored, Home Win.....	25 [July 31, 2018 vs. NYM (W25-4)]
Most Runs Scored, Home Loss.....	14 [Aug. 17, 2019 vs. MIL (14 inn., L14-15)]
Most Runs Scored, Road Win.....	21 [April 28, 1996 at COL (W21-9)]
Most Runs Scored, Road Loss.....	11 [April 27, 2009 at PHI (L11-13)]
Most Runs Scored, Inning.....	13 [May 7, 1997 at SFG (6th inn., W19-3)]
Most Runs Scored, In An Extra Inning.....	6 [MANY TIMES; last: Sept. 21, 2019 at MIA (10 inn., W10-4)]
Most Runs Scored, 3-Game Series.....	35 [June 13-15, 1994 vs. PIT]
Most Runs Scored, 4-Game Series.....	46 [April 24-27, 2017 at COL]
Most Combined Runs, Game (Both Teams).....	32 [Sept. 24, 1985 at CHI (W17-15)]
Most Consecutive Games, Scoring Run(s).....	10 [April 29-Aug. 24, 1982]
Most Consecutive Games, Shut Out.....	3 [May 19-21, 1972, Sept. 26-30, 1972, APRIL 13-15, 2004 and Aug. 22-25, 2018]

BATTING AVERAGE, ON-BASE, SLUGGING PERCENTAGES

Highest Batting Average, Season.....	.278 [1994]
Highest On-Base Percentage, Season.....	.343 [1994]
Highest Slugging Percentage, Season.....	.454 [2019]

AT-BATS

Most At-Bats, Season.....	5675 [1977]
Most At-Bats, Game.....	54 [May 7, 1997 at SFG (W19-3)]
Most At-Bats, Extra-Innings.....	.82 [May 21, 1977 vs. SDP (21 inn., L8-11)]



HITS

Most Hits, Season.....	1482 [1983]
Most Hits, Game.....	28 [July 30, 1978 at ATL (W19-0)]
Most Hits, Game, Extra Innings.....	25 [May 21, 1977 vs. SDP (21 inn., L8-11)]
Most Hits, Game, Win.....	28 [July 30, 1978 at ATL (W19-0)]
Most Hits, Game, Loss.....	25 [May 21, 1977 vs. SDP (21 inn., L8-11)]
Most Hits, Inning.....	13 [May 7, 1997 at SFG (6th inn., W19-3)]
Most Consecutive Plate Appearances with a Hit.....	8 [May 7, 1997 at SFG (6th inn., W19-3) & Aug. 20, 2016 at ATL (4th inn., W11-9)]
Fewest Hits, Season (Min. 140 games).....	1205 [1972]
Fewest Hits, Game.....	0 [FOUR TIMES; last: July 18, 1999 at NYY]
Fewest Hits, Game, Win.....	1 [Sept. 5, 1982 vs. ATL and Sept. 3, 1997 vs. BOS]
Fewest Hits, Game, Loss.....	0 [FOUR TIMES; last: July 18, 1999 at NYY]

EXTRA-BASE HITS

Most Extra-Base Hits, Season.....	557 [2017]
Most Extra-Base Hits, Game.....	14 [July 30, 1978 at ATL (W19-0)]

SINGLES

Most Singles, Season.....	1042 [1983]
Most Singles, Game.....	17 [Aug. 5, 1982 at PHI (W9-2)]

DOUBLES

Most Doubles, Season.....	339 [1997]
Most Doubles, Game.....	8 [MANY TIMES, last: July 5, 2014 vs. CHI (W13-0)]

TRIPLES

Most Triples, Season.....	61 [1980]
Most Triples, Game.....	4 [July 8, 1994 at SDP (W14-0)]

HOME RUNS

Most Home Runs, Season.....	231 [2019]
Most Home Runs, Season, Home Games.....	130 [2019]
Most Home Runs, Season, Road Games.....	108 [2017]
Most Home Runs, Season, Off One Opponent.....	32 [PHI in 2019]

Most Home Runs, Game.....	8 [July 30, 1978 at ATL (W19-0), July 27, 2017 vs. MIL (W15-2), Aug. 18, 2019 vs. MIL (W16-8)]
Most Home Runs, Game, Home.....	8 [July 27, 2017 vs. MIL (W15-2) and Aug. 18, 2019 vs. MIL (W16-8)]
Most Home Runs, Game, Road.....	8 [July 30, 1978 at ATL (W19-0)]

Most Home Runs, Inning.....	5 [July 27, 2017 vs. MIL (W15-2)]
Most Consecutive Plate Appearances With A Home Run.....	4 [July 27, 2017 vs. MIL (W15-2) and June 9, 2019 at SDP (W5-2)]
Most Consecutive Games Hitting at Least One Home Run.....	21 [June 14-July 7, 2019]

Most Pinch-Hit Home Runs, Season.....	12 [2016]
Most Pinch-Hit Home Runs, Game.....	2 [July 13, 1973 at ATL (G1, W11-7) and May 13, 2016 vs. MIA (W5-3)]
Most Grand Slams, Season.....	9 [1996]

RBI

Most RBI, Season.....	824 [2019]
Most RBI, Game.....	25 [July 31, 2018 vs. NYM (W25-4)]
Most RBI, Inning.....	13 [May 7, 1997 at SFG (6th inn., W19-3)]

WALKS/STRIKEOUTS

Most Walks, Season.....	695 [1973]
Most Walks, 9-inning Game.....	14 [Sept. 15, 2018 at ATL (W, 7-1)]
Most Walks, Extra Innings.....	14 [June 2, 1980 vs. CHI (13 inn., W8-7)]
Most Intentional Walks, Season.....	85 [2002]

Most Strikeouts, Season.....	1344 [2015]
Most Strikeouts, 9-inning Game.....	18 [Oct. 3, 2015 at NYM (G2, W2-0)]
Most Strikeouts, Extra Innings.....	19 [Aug. 28, 2011 at CIN (14 inn., L4-5)]
Most Strikeouts, Inning.....	4 [MANY TIMES; last: April 28, 2013 vs. CIN (L2-5)]



STOLEN BASES

Most Stolen Bases, Season	237 [1980]
Most Stolen Bases, Game.....	7 [FOUR TIMES; last: June 27, 2017 vs. CHI (W6-1)]
Most Stolen Bases, Inning.....	5 [June 9, 1995 at SFG (6th inn., W9-3)]
Most Times Caught Stealing, Season.....	100 [1991]
Most Times Caught Stealing, Game	4 [THREE TIMES; last: Sept. 18, 2002 at FLA (W4-2)]

MISCELLANEOUS

Most Total Bases, Season	2505 [2019]
Most Total Bases, Game	58 [July 30, 1978 at ATL (W19-0)]
Most Times Hit By Pitch, Season	89 [2005]
Most Times Hit By Pitch, Game.....	5 [Sept. 8, 2020 VS. TBR (W, 5-3)]
Most Sacrifice Flies, Season.....	63 [2016]
Most Sacrifice Flies, Game	4 [May 28, 1980 at CHI (14 inn., L4-8) and May 24, 1994 at FLA (W11-1)]
Most Sacrifice Bunts, Season.....	115 [1973]
Most Sacrifice Bunts, Game.....	5 [May 14, 1974 at PHI (W9-2) and Sept. 27, 2006 vs. PHI (14 inn. L7-8)]
Most GDP, Season.....	153 [2008]
Most GDP, Game.....	6 [May 8, 1988 vs. HOU (L2-7)]
Most Runners Left On Base, Season	1226 [1974]
Most Runners Left On Base, 9-inning Game	17 [June 2, 2004 at ATL (W8-4) and April 20, 2014 vs. PHI (W3-2)]
Most Runners Left On Base, Extra Innings.....	23 [May 21, 1977 vs. SDP (21 inn., L8-11)]
Most Pinch Hits, Season	67 [2006]
Most Pinch Hits, Game	4 [Sept. 11, 1981 at CHI (L5-6)]
Most Pinch Hits, Extra Innings.....	4 [Sept. 7, 1992 vs. STL (10 inn., L7-8)]

CATEGORY

CLUB PITCHING

RECORD

EARNED RUN AVERAGE

Highest ERA, Season	5.13 [2000]
Lowest ERA, Season	3.03 [2014]

COMPLETE GAMES

Most Complete Games, Season	49 [1971]
Fewest Complete Games, Season	0 [2007]
Most Consecutive Complete Games.....	4 [June 28-July 1, 1974, June 7-11, 1981]

SHUTOUTS

Most Shutouts, Season.....	19 [2014]
Fewest Shutouts, Season	3 [2002, 2006, 2009 and 2020]
Most Consecutive Shutouts	4 [May 8-12, 1985]

HITS ALLOWED

Most Hits Allowed, Season	1575 [2000]
Most Hits Allowed, Game.....	24 [May 3, 2000 at COL (L7-16)]
Fewest Hits Allowed, Game.....	0 [Seven times; last: Oct. 3, 2015 (W2-0)]
Most Hits Allowed, Inning.....	9 [MANY TIMES; last: April 8, 2017 at PHI (1st inn., L3-17)]

RUNS ALLOWED

Most Runs Allowed, Season	902 [2000]
Most Runs Allowed, Game.....	24 [July 16, 2021 vs. SDP (L8-24)]
Fewest Runs Allowed, Season (Min. 140 Games)	555 [2014]
Most Runs Allowed, Inning	12 [April 8, 2017 at PHI (1st inn., L3-17)]

EARNED RUNS ALLOWED

Most Earned Runs Allowed, Season.....	812 [2000]
Most Earned Runs Allowed, Game.....	19 [May 1, 1989 vs. CIN (L6-19) and May 19, 2001 vs. SDP (L7-20)]
Fewest Earned Runs Allowed, Season (Min. 140 Games).....	495 [2014]

HOME RUNS ALLOWED

Most Home Runs Allowed, Season.....	247 [2021]
Most Home Runs Allowed, Game.....	7 [Aug. 17, 2019 vs. MIL (L, 14-15), June 4, 2003 vs. ANA (L2-11) and April 5, 1997 vs. COL (L3-15)]
Fewest Home Runs Allowed, Season (Min. 140 Games).....	89 [1976]
Most Home Runs Allowed, Inning.....	4 [June 21, 1971 at ATL - (G1, 8th inn., L4-6)]
Most Home Runs Allowed, Consecutive Batters.....	3 [MANY TIMES; last: July 21, 2017 at ARI (L5-6)]
Most Home Runs Allowed, Month.....	49 [Aug. 2009]
Most Consecutive Games Not Allowing Home Run.....	13 [May 5-23, 1980]
Most Grand Slams Allowed, Season.....	14 [2021]

HIT BATSMEN

Most Hit Batsmen, Season.....	92 [2006]
Most Hit Batsmen, Game.....	4 [MANY TIMES; last: April 7, 2019 (W12-9)]
Fewest Hit Batsmen, Season (Min. 140 Games).....	21 [1984 and 1985]
Most Hit Batsmen, Inning.....	3 [Aug. 15, 1992 vs. STL (1st inn., L4-6)]

WALKS

Most Walks Issued, Season.....	716 [1970]
Most Walks Issued, 9-inning Game.....	15 [July 9, 1973 vs. CIN (L6-11)]
Most Walks Issued, Game, Extra Innings.....	13 [MANY TIMES; last: Aug. 8, 2008 at MIL (13 inn., L4-5)]
Fewest Walks Issued, Season (Min. 140 Games).....	352 [2014]
Most Intentional Walks Issued, Season.....	93 [2006]
Most Intentional Walks Issued, 9-inning Game.....	4 [Aug. 18, 1988 vs. SDP (L4-5) and Sept. 8, 2006 at COL (L8-11)]
Most Intentional Walks Issued, Game, Extra Innings.....	5 [May 28, 1980 at CHI (14 inn., L4-8)]

STRIKEOUTS

Most Strikeouts, Season.....	1511 [2019]
Most Strikeouts, 9-inning Game.....	20 [May 11, 2016 vs. DET (W3-2)]
Most Strikeouts, Game, Extra Innings.....	20 [Aug. 17, 2013 at ATL (15 inn., W8-7) and April 24, 2016 vs. MIN (16 inn., W6-5)]
Most Consecutive Strikeouts.....	9 [Oct. 3, 2015 at NYM (W3-2)]
Most Strikeouts, Inning.....	4 [MANY TIMES; last: April 26, 2006 vs. CIN (8th inn.)]
Most Strikeouts, Game, Bullpen.....	19 [Aug. 17, 2013 at ATL (15 inn., W8-7)]

WILD PITCHES

Most Wild Pitches, Season.....	74 [2009]
Most Wild Pitches, Game.....	6 [April 10, 1982 at PHI (W11-3)]
Most Wild Pitches, Inning.....	3 [MANY TIMES; last: Sept. 3, 2013 at PHI (6th inn., W9-6)]

RELIEF PITCHING

Most Relief Appearances, Season.....	588 [2007]
Most Relief Appearances, Game.....	9 [Sept. 3, 2014 at LAD (14 inn., W8-5) and Sept. 7, 2016 vs. ATL (11 inn., W5-4)]
Most Relief Innings, Season.....	590.2 [2007]
Most Relief Innings, Game.....	17.0 [(G1) June 28, 1974 vs. CHI (18 inn., L7-8)]
Most Relief Wins, Season.....	36 [1990]
Lowest Relief ERA, Season.....	2.54 [1974]

SAVES

Most Saves, Season.....	61 [1993]
Fewest Saves, Season.....	21 [1969 and 1976]

PERSONNEL

Most Pitchers Used, Season.....	36 [2022]
Fewest Pitchers Used, Season.....	12 [1971 and 1972]
Most Pitchers Used, Game.....	9 [Sept. 18, 2007 vs. NYM (W9-8) and Sept. 25, 2016 at PIT (W10-7)]
Most Pitchers Used, Extra Innings.....	10 [Sept. 3, 2014 at LAD (14 inn., W8-5) and Sept. 7, 2016 vs. ATL (11.0 inn., W5-4)]

CATEGORY	CLUB FIELDING	RECORD
----------	---------------	--------

FIELDING PERCENTAGE

Highest Fielding Percentage, Season989	[2018]
Lowest Fielding Percentage, Season971	[1969]

ERRORS

Most Errors, Season	184	[1969]
Most Errors, Game	6	[MANY TIMES; last: Sept. 8, 2006 at COL (L8-11)]
Fewest Errors, Season (Min. 140 Games)	64	[2018]
Most Errors, Inning	5	[April 14, 1969 vs. STL (4th inn., W8-7)]
Most Errors, 9-inning Game, Both Clubs	8	[MANY TIMES; last: Sept. 8, 2006 at COL (L8-11)]
Most Errors, Extra Innings, Both Clubs	10	[Sept. 4, 1971 at PIT (11 inn., L6-7)]
Most Consecutive Errorless Games	13	[June 2-15, 2011 and June 25-July 9, 2014]
Most Consecutive Errorless Innings	130.2	[June 1-16, 2011]

DOUBLE PLAYS

Most Double Plays, Season	192	[1970]
Most Double Plays, Game	5	[MANY TIMES; last: June 6, 2009 vs. NYM (W7-1)]
Most Double Plays, 9-inning Game, Both Clubs	7	[MANY TIMES; last: June 27, 2012, WSH (4) at COL (3) (W11-5)]
Most Double Plays, Extra Innings, Both Clubs	8	[July 20, 1975 vs. ATL (11 inn., W6-5) and April 26, 2001 at STL (15 inn., W4-3)]

OUTFIELD ASSISTS

Most Outfield Assists, Season	69	[1978]
Most Outfield Assists, Game	3	[MANY TIMES; last: Aug. 7, 2004 at HOU (W8-3)]

CATEGORY	INDIVIDUAL BATTING	RECORD
----------	--------------------	--------

GAMES PLAYED

Most Games Played, Career	1799	[Ryan Zimmerman]
Most Games Played, Season	162	[SEVEN TIMES; last: Trea Turner, 2018]
Most Consecutive Games Played	276	[Vladimir Guerrero, April 21, 1998-Aug. 30, 1999]
Most Consecutive Games Started (DH Included)	205	[Ryan Zimmerman, Sept. 19, 2006-May 3, 2008]

RUNS SCORED

Most Runs Scored, Career	963	[Ryan Zimmerman]
Most Runs Scored, Season	133	[Tim Lincecum, 1983]
Most Runs Scored, Game	5	[NINE TIMES; last: Anthony Rendon, April 30, 2017 vs. NYM (W23-5)]

BATTING AVERAGE, ON-BASE, SLUGGING PERCENTAGES

Highest Batting Average, Career (Min. 500 Games)323	[Vladimir Guerrero]
Highest Batting Average, Season347	[Daniel Murphy, 2016]; .351 [Juan Soto, 2020]
Highest On-Base Percentage, Career (Min. 500 Games)402	[Rusty Staub]
Highest On-Base Percentage, Season465	[Juan Soto, 2021]; .490 [Juan Soto, 2020]
Highest Slugging Percentage, Career (Min. 500 Games)588	[Vladimir Guerrero]
Highest Slugging Percentage, Season664	[Vladimir Guerrero, 2000]; .695 [Juan Soto, 2020]

AT-BATS, PLATE APPEARANCES

Most At-Bats, Career	6654	[Tim Lincecum]
Most At-Bats, Season	664	[Trea Turner, 2018]
Most At-Bats, 9-inning Game	7	[SIX TIMES; last: Josh Harrison, May 14, 2021 at ARI (W17-2)]
Most At-Bats, Extra Innings	11	[Dave Cash, May 21, 1977 vs. SDP (21 inn., L8-11)]
Most Plate Appearances, Career	7402	[Tim Lincecum]
Most Plate Appearances, Season	740	[Trea Turner, 2018]
Most Plate Appearances, 9-inning Game	7	[MANY TIMES; last: Josh Harrison, May 14, 2021 at ARI (W17-2)]
Most Plate Appearances, Extra Innings	11	[Dave Cash, Warren Cromartie and Tony Perez, May 21, 1977 vs. SDP (21 inn. L8-11)]
Most Plate Appearances, Inning	2	[MANY TIMES; last: Josh Harrison, June 23, 2021 at PHI (5th inn., W13-12)]
Most Consecutive Plate Appearances Reaching Base Safely	12	[Juan Soto, Sept. 21-24, 2021]

HITS

Most Hits, Career	1846 [Ryan Zimmerman]
Most Hits, Season	206 [Vladimir Guerrero, 2002]
Most Hits, 9-inning Game	6 [Anthony Rendon, April 30, 2017 vs. NYM (W23-5)]
Most Hits, Extra Innings.....	6 [Rondell White, June 11, 1995 at SFG (13 inn., W10-8)]
Most Hits, Inning.....	2 [MANY TIMES; last: Trea Turner, Aug. 10, 2020 at NYM (5th inn., W16-4)]
Most Hits, Month	47 [Al Oliver, Aug. of 1982, Marquis Grissom, June of 1994 and Daniel Murphy, May of 2016]
Most Hits, Month, March/April.....	45 [Mark Grudzielanek, 1996]
Most Hits, Month, May	47 [Daniel Murphy, 2016]
Most Hits, Month, June	47 [Marquis Grissom, 1994]
Most Hits, Month, July	46 [Delino DeShields, 1993]
Most Hits, Month, Aug.....	47 [Al Oliver, 1982]
Most Hits, Month, Sept./Oct.	42 [THREE TIMES; last: Marquis Grissom, 1993]
Most Consecutive Plate Appearances With Hit.....	8 [MANY TIMES; Last: Trea Turner, Aug. 23-24, 2016]

HITTING, HOME RUN STREAKS

Longest Consecutive-Game Hitting Streak.....	31 [Vladimir Guerrero, July 27-Aug. 26, 1999]
Longest Consecutive-Game Home Run Streak.....	4 [MANY TIMES; last: Bryce Harper, April 14-17, 2016]

MULTI-HIT GAMES

Most Multi-Hit Games, Career	491 [Ryan Zimmerman]
Most Multi-Hit Games, Season.....	65 [Tim Lincecum, 1986 and Mark Grudzielanek, 1996]
Most Consecutive Multi-Hit Games	8 [Cristian Guzman, Aug. 26-Sept. 3, 2008 and Bryan Little, Sept. 28, 1983-April 7, 1984]
Most Multi-Hit Games, Month	16 [Vladimir Guerrero, July, 1998]

EXTRA-BASE HITS

Most Extra-Base Hits, Career.....	723 [Ryan Zimmerman]
Most Extra-Base Hits, Season	89 [Alfonso Soriano, 2006]
Most Extra-Base Hits, Game.....	4 [MANY TIMES; last: Ryan Zimmerman, Sept. 29, 2017 vs. PIT (W6-1)]
Most Extra-Base Hits, Month.....	23 [Vladimir Guerrero, Aug., 1999]

SINGLES

Most Singles, Career	1163 [Tim Lincecum]
Most Singles, Season	157 [Mark Grudzielanek, 1996]
Most Singles, Game	5 [MANY TIMES; last: Trea Turner, June 24, 2017 vs. CIN (W18-3)]

DOUBLES

Most Doubles, Career.....	401 [Ryan Zimmerman]
Most Doubles, Season	54 [Mark Grudzielanek, 1997]
Most Doubles, Game.....	3 [MANY TIMES; last: Ryan Zimmerman, July, 5, 2019 vs. KC (L4-7)]

TRIPLES

Most Triples, Career	82 [Tim Lincecum]
Most Triples, Season	13 [MANY TIMES; last: Mitch Webster, 1986]
Most Triples, Game.....	2 [MANY TIMES; last: Joey Menezes, Aug. 30, 2022 vs. OAK (L10-6)]

HOME RUNS

Most Home Runs, Career	284 [Ryan Zimmerman]
Most Home Runs, Career, Left-Handed Hitter.....	184 [Bryce Harper]
Most Home Runs, Career, Right-Handed Hitter	284 [Ryan Zimmerman]
Most Home Runs, Career, Switch Hitter.....	115 [Jose Vidro]
Most Home Runs, Season	46 [Alfonso Soriano, 2006]
Most Home Runs, Season, Home.....	25 [Vladimir Guerrero, 2000]
Most Home Runs, Season, Road	22 [Andre Dawson, 1983 and Alfonso Soriano, 2006]
Most Home Runs, Season, Off One Club	8 [Gary Carter, 1977 against PIT and Bryce Harper, 2015 against PHI]
Most Home Runs, Season, Left-Handed Hitter	42 [Bryce Harper, 2015]
Most Home Runs, Season, Right-Handed Hitter.....	46 [Alfonso Soriano, 2006]
Most Home Runs, Season, Switch Hitter	27 [Josh Bell, 2021]
Most Home Runs, Season, As 1B.....	38 [Adam Dunn, 2010]
Most Home Runs, Season, As 2B.....	24 [Jose Vidro, 2000]

Most Home Runs, Season, As 3B34 [Anthony Rendon, 2019]
 Most Home Runs, Season, As SS25 [Ian Desmond, 2012]
 Most Home Runs, Season, As OF46 [Alfonso Soriano, 2006]
 Most Home Runs, Season, As C31 [Gary Carter, 1977]
 Most Home Runs, Season, As P2 [FOUR TIMES; last: Stephen Strasburg, 2017]

Most Home Runs, Season, Single Month13 [Vladimir Guerrero, Sept./Oct. 2000 and Bryce Harper, May 2015]
 Most Home Runs, Month, March/April11 [Ryan Zimmerman, 2017]
 Most Home Runs, Month, May13 [Bryce Harper, 2015]
 Most Home Runs, Month, June9 [SEVEN TIMES; last: Anthony Rendon, 2019]
 Most Home Runs, Month, July11 [Vladimir Guerrero, 1998]
 Most Home Runs, Month, Aug.12 [Rusty Staub, 1970 and Vladimir Guerrero, 1999]
 Most Home Runs, Month, Sept./Oct.13 [Vladimir Guerrero, 2000]

Most Home Runs, Pre All-Star Break27 [Alfonso Soriano, 2006]
 Most Home Runs, Post All-Star Break24 [Vladimir Guerrero, 1998 and 1999]
 Most Home Runs, Game3 [MANY TIMES; last: Anthony Rendon, April 30, 2017 vs. NYM (W23-5)]

Most First-Inning Lead-Off Home Runs, Career15 [Brad Wilkerson]
 Most First-Inning Lead-Off Home Runs, Season9 [Brad Wilkerson, 2004 and Alfonso Soriano, 2006]

Most Multi-Homer Games, Career27 [Ryan Zimmerman]
 Most Multi-Homer Games, Season8 [Vladimir Guerrero, 2000]
 Most Consecutive Multi-Homer Games2 [MANY TIMES; last: Kyle Schwarber, June 19-20, 2021]

Most Consecutive Plate Appearances with Home Run3 [MANY TIMES; last: Bryce Harper, May 6-8, 2015]
 Most Consecutive At-Bats with Home Run3 [MANY TIMES; last: Bryce Harper, May 6-8, 2015]

Most Grand Slams, Career7 [Gary Carter]
 Most Grand Slams, Season2 [MANY TIMES; last: Gerardo Parra, 2019]
 Most Grand Slams, Game2 [Josh Willingham, July 27, 2009 at MIL (W14-6)]

RBI

Most RBI, Career1061 [Ryan Zimmerman]
 Most RBI, Career, Left-Handed Hitter521 [Bryce Harper]
 Most RBI, Career, Right-Handed Hitter1061 [Ryan Zimmerman]
 Most RBI, Career, Switch Hitter556 [Tim Lincecum]

Most RBI, Season131 [Vladimir Guerrero, 1999]
 Most RBI, Season, Home75 [Vladimir Guerrero, 1999]
 Most RBI, Season, Road71 [Andre Dawson, 1983]
 Most RBI, Season, Off One Club23 [Hubie Brooks, 1985 against PIT]
 Most RBI, Season, Left-Handed Hitter110 [Juan Soto, 2019]
 Most RBI, Season, Right-Handed Hitter131 [Vladimir Guerrero, 1999]
 Most RBI, Season, Switch Hitter103 [Ken Singleton, 1973]

Most RBI, Season, As 1B106 [Al Oliver, 1982]
 Most RBI, Season, As 2B97 [Jose Vidro, 2000]
 Most RBI, Season, As 3B126 [Anthony Rendon, 2019]
 Most RBI, Season, As SS96 [Hubie Brooks, 1985 and Orlando Cabrera, 2001]
 Most RBI, Season, As OF130 [Vladimir Guerrero, 1999]
 Most RBI, Season, As C101 [Gary Carter, 1980]
 Most RBI, Season, As P12 [Steve Renko, 1971 and Max Scherzer, 2016]

Most RBI, Single Month, Season31 [Hubie Brooks, Sept./Oct. of 1987]
 Most RBI, March/April, Season29 [Ryan Zimmerman, 2017]
 Most RBI, May, Season29 [Tim Lincecum, 1987 and Henry Rodriguez, 1996]
 Most RBI, June, Season30 [Moises Alou, 1994]
 Most RBI, July, Season28 [Bob Bailey, 1970]
 Most RBI, Aug., Season29 [Anthony Rendon, 2019 and Vladimir Guerrero, 1999]
 Most RBI, Sept./Oct., Season31 [Hubie Brooks, 1987]
 Most RBI, Pre All-Star Break76 [Vladimir Guerrero, 2000]



Most RBI, Post All-Star Break.....	68 [Tony Batista, 2004]
Most RBI, Game.....	10 [Anthony Rendon, April 30, 2017 vs. NYM (W23-5) and Mark Reynolds, July 7, 2018 vs. MIA (W18-4)]
Most Consecutive Games with RBI.....	9 [Ryan Zimmerman, Sept. 3-12, 2012]
Most RBI, Inning.....	6 [Andre Dawson, Sept. 24, 1985 at CHI (W17-15) and Juan Rivera, June 19, 2004 vs. CWS (W6-2)]
Most Multi-RBI Games, Career.....	257 [Ryan Zimmerman]
Most Multi-RBI Games, Season.....	38 [Anthony Rendon, 2019]

WALKS/STRIKEOUTS

Most Walks, Career.....	793 [Tim Lincecum]
Most Walks, Season.....	145 [Juan Soto, 2021]
Most Walks, 9-inning Game.....	5 [Bryce Harper, Sept. 18, 2018 at MIA (W4-2) and Rodney Scott, April 12, 1980 at PHI (L2-6)]
Most Walks, Extra Innings.....	6 [Bryce Harper, May 8, 2016 at CHI (13 inn., L3-4)]
Most Intentional Walks, Career.....	130 [Vladimir Guerrero]
Most Intentional Walks, Season.....	32 [Vladimir Guerrero, 2002]
Most Intentional Walks, 9-inning Game.....	2 [MANY TIMES; last: Juan Soto, Sept. 8, 2020 vs. TBR (W5-30)]
Most Intentional Walks, Extra Innings.....	3 [Tim Lincecum, June 15, 1989 at STL (10 inn., L3-4) & Bryce Harper, May 8, 2016 at CHI (13 inn., L3-4)]
Most Strikeouts, Career.....	1384 [Ryan Zimmerman]
Most Strikeouts, Season.....	199 [Adam Dunn, 2010]
Fewest Strikeouts, Season (Min. 502 Plate Appearances).....	29 [Ron Hunt, 1972 and Dave Cash, 1978]
Most Strikeouts, Game.....	5 [SIX TIMES; last: Trea Turner, June 2, 2018 vs. ATL (W5-3)]

STOLEN BASES

Most Stolen Bases, Career.....	635 [Tim Lincecum]
Most Stolen Bases, Season.....	97 [Ron LeFlore, 1980]
Most Stolen Bases, Game.....	4 [MANY TIMES; last: Michael A. Taylor, June 17, 2018 at TOR (L6-8)]
Most Stolen Bases, Inning.....	2 [MANY TIMES; last: Michael A. Taylor, Sept. 29, 2019 vs. CLE (W8-2)]
Most Consecutive Stolen Bases, Team.....	23 [Sept. 18-25, 1974]
Most Consecutive Stolen Bases Without Being Thrown Out.....	37 [Tim Lincecum, Sept. 22, 1983-July 6, 1984]
Most Consecutive Games With At Least One Stolen Bases.....	7 [MANY TIMES; last: Marquis Grissom, May 26-June 2, 1991]
Most Times Caught Stealing, Career.....	106 [Tim Lincecum]
Most Times Caught Stealing, Season.....	23 [Delino DeShields, 1991]
Most Times Caught Stealing, Game.....	2 [MANY TIMES; last: Trea Turner, Aug. 23 at BAL (L1-8)]

MISCELLANEOUS

Most Total Bases, Career.....	3159 [Ryan Zimmerman]
Most Total Bases, Season.....	379 [Vladimir Guerrero, 2000]
Most Total Bases, Game.....	16 [Anthony Rendon, April 30 2017 vs. NYM (W23-5)]
Most Times Hit By Pitch, Career.....	114 [Ron Hunt]
Most Times Hit By Pitch, Season.....	50 [Ron Hunt, 1971]
Most Times Hit By Pitch, Game.....	2 [MANY TIMES; last: Victor Robles, Aug. 3, 2019 at ARI (L7-18)]
Most Sacrifice Flies, Career.....	71 [Andre Dawson]
Most Sacrifice Flies, Season.....	18 [Andre Dawson, 1983]
Most Sacrifice Flies, Game.....	2 [MANY TIMES; last: Anthony Rendon, Sept. 24, 2019 vs. PHI GMI (W4-1)]
Most Sacrifice Bunts, Career.....	101 [Steve Rogers]
Most Sacrifice Bunts, Season.....	23 [Larry Lintz, 1974]
Most Sacrifice Bunts, Game.....	3 [NINE TIMES; last: Gio Gonzalez, May 2, 2015 at NYM (W1-0)]
Most GIDP, Career.....	203 [Ryan Zimmerman]
Most GIDP, Season.....	27 [John Bateman in 1971 and Ken Singleton in 1973]
Most GIDP, 9-inning Game.....	3 [Ryan Zimmerman, June 21, 2011 vs. SEA (W6-5)]
Most GIDP, Game, Extra Innings.....	3 [Fernando Seguinol, April 26, 2001 at STL (15 inn., W4-3)]
Most Pinch-Hit Appearances, Career.....	335 [Wallace Johnson]
Most Pinch-Hit Appearances, Season.....	82 [Jose Morales in 1976]
Most Pinch Hits, Career.....	78 [Wallace Johnson]



Most Pinch Hits, Season.....	25	[Jose Morales in 1976]
Highest Pinch-Hit Batting Average, Career (50 Pinch-Hit AB Min.).....	.346	[Jamey Carroll]
Highest Pinch-Hit Batting Average, Season (10 Pinch-Hit Minimum).....	.545	[Otis Nixon, 1988]
Most Pinch-Hit Home Runs, Career.....	5	[Jose Morales]
Most Pinch-Hit Home Runs, Season.....	4	[Hal Breeden, 1973 and Adam Lind, 2017]
Most Pinch-Hit RBI, Career.....	47	[Jose Morales]
Most Pinch-Hit RBI, Season.....	24	[Jose Morales, 1976]

Most Hits By A Pitcher, Career.....	122	[Steve Rogers]
Most Hits By A Pitcher, Season.....	24	[Steve Renko, 1973]
Most Home Runs By A Pitcher, Career.....	6	[Steve Renko]
Most Home Runs By A Pitcher, Season.....	2	[FOUR TIMES; last: Stephen Strasburg, 2017]

Most Hits By A Pitcher, Game.....	3	[MANY TIMES; last: Stephen Strasburg, July 18, 2019 at ATL (W13-4)]
Most RBI By A Pitcher, Game.....	5	[Stephen Strasburg, July 18, 2019 at ATL (W13-4)]

ROOKIES

Highest Batting Average, Season (Min. 300 At-Bats).....	.342	[Trea Turner, 2016]
Highest On-Base Percentage, Season (Min. 300 At-Bats).....	.406	[Juan Soto, 2018]
Highest Slugging Percentage, Season (Min. 300 At-Bats).....	.567	[Trea Turner, 2016]

Most Games, Season.....	158	[Danny Espinosa, 2011]
Most At-Bats, Season.....	620	[Warren Cromartie, 1977]
Most Runs, Season.....	98	[Bryce Harper, 2012]
Most Hits, Season.....	176	[Ryan Zimmerman, 2006]
Most Home Runs, Season.....	22	[Bryce Harper, 2012 and Juan Soto, 2018]
Most RBI, Season.....	110	[Ryan Zimmerman, 2006]
Most Stolen Bases, Season.....	71	[Tim Lincecum, 1981]
Longest Consecutive-Game Hitting Streak.....	17	[Ryan Zimmerman, June 28-July 18, 2006]

CATEGORY	INDIVIDUAL PITCHING	RECORD
----------	---------------------	--------

GAMES

Most Appearances, Career.....	425	[Tim Burke]
Most Appearances, Season.....	92	[Mike Marshall, 1973]

GAMES STARTED

Most Starts, Career.....	393	[Steve Rogers]
Most Starts, Season.....	40	[Steve Rogers, 1977]

INNINGS

Most Innings Pitched, Career.....	2837.2	[Steve Rogers]
Most Innings Pitched, Season, Starter.....	301.2	[Steve Rogers, 1977]
Most Innings Pitched, Season, Reliever.....	179.0	[Mike Marshall, 1973]
Most Innings Pitched, Game, Starter.....	11.2	[Bill Stoneman, Sept. 1, 1972 at CIN (L0-1)]
Most Innings Pitched, Game, Reliever.....	8.1	[Mike Marshall, Sept. 7, 1973 vs. NYM (G2, L2-4)]

WINS

Most Wins, Career.....	158	[Steve Rogers]
Most Wins, Season.....	21	[Gio Gonzalez, 2012]
Most Wins, Season, Home.....	13	[Ross Grimsley, 1978]
Most Wins, Season, Road.....	13	[Steve Rogers, 1982]

Highest Winning Percentage, Career (Minimum 30 Decisions).....	.676	[Kirk Rueter, 25-12, 1993-1996]
Highest Winning Percentage, Season (Minimum 15 Decisions).....	.789	[Stephen Strasburg, 15-4 in 2016 and 2017]

Most Wins, Pre All-Star Break.....	13	[Charlie Lea, 1984 and Ken Hill, 1994]
Most Wins, Post All-Star Break.....	13	[Dale Murray, 1975]

Most Relief Wins, Career.....	42	[Tim Burke]
Most Relief Wins, Season.....	15	[Dale Murray, 1975]

Most Consecutive Wins, Starter.....	16	[Stephen Strasburg, Sept. 15, 2015-July 15, 2016]
-------------------------------------	----	---



Most Consecutive Wins, Reliever 10 [Andy McGaffigan, Aug. 13, 1987-April 4, 1989]

LOSSES

Most Losses, Career 152 [Steve Rogers]

Most Losses, Season 22 [Steve Rogers, 1974]

Most Relief Losses, Career 37 [Jeff Reardon]

Most Relief Losses, Season 12 [Luis Ayala, 2004]

Most Consecutive Losses, Starter 11 [Ray Burris, April 11-Aug. 21, 1982]

Most Consecutive Losses, Reliever 8 [Dale Murray, April 22-July 18, 1976 and Sean Burnett, Aug. 18, 2009-Aug. 18, 2010]

ERA

Lowest ERA, Career (Min. 500 IP) 2.61 [Tim Burke]

Lowest ERA, Season (among those qualified) 1.90 [Pedro Martinez, 1997]

COMPLETE GAMES

Most Complete Games, Career 129 [Steve Rogers]

Most Complete Games, Season 20 [Bill Stoneman, 1971]

Most Consecutive Complete Games 7 [Bill Stoneman, July 6-Aug. 20, 1971]

SHUTOUTS

Most Shutouts, Career 37 [Steve Rogers]

Most Shutouts, Season 5 [FIVE TIMES, last Carlos Perez, 1997]

Most Consecutive Starts Resulting In Shutouts 3 [Woodie Fryman, April 16-May 3, 1975]

NO-HITTERS

Most No-Hitters, Career 2 [Bill Stoneman and Max Scherzer]

Most No-Hitters, Season 2 [Max Scherzer, June 20, 2015 vs. PIT and Oct. 3, 2015 at NYM]

PERFECT GAME

Most Perfect Games, Career 1 [Dennis Martinez, July 28, 1991 at LAD (W2-0)]

CONSECUTIVE SCORELESS INNINGS

Most Consecutive Scoreless Innings 35.0 [Stephen Strasburg, Aug. 29-Sept. 17, 2017]

Most Consecutive Scoreless Innings, Starter 35.0 [Stephen Strasburg, Aug. 29-Sept. 17, 2017]

Most Consecutive Scoreless Innings, Reliever 29.1 [Mike Marshall, July 22-Aug. 22, 1972]

HITS ALLOWED

Most Hits Allowed, Career 2,619 [Steve Rogers]

Most Hits Allowed, Season 281 [Carl Morton, 1970]

Most Hits Allowed, Game 15 [John Dopson, July 3, 1988 vs. ATL (W9-2)]

RUNS ALLOWED

Most Runs Allowed, Career 1,122 [Steve Rogers]

Most Runs Allowed, Season 139 [Steve Rogers, 1974]

Most Runs Allowed, Game 10 [NINE TIMES; last: Joe Ross, April 19, 2021 vs. STL (L12-5)]

EARNED RUNS ALLOWED

Most Earned Runs Allowed, Career 1,001 [Steve Rogers]

Most Earned Runs Allowed, Season 126 [Steve Rogers, 1974]

Most Earned Runs Allowed, Game 10 [NINE TIMES; last: Joe Ross, April 19, 2021 vs. STL (L12-5)]

HOME RUNS ALLOWED

Most Home Runs Allowed, Career 155 [Javier Vazquez]

Most Home Runs Allowed, Season 37 [Patrick Corbin 2021]

Most Home Runs Allowed, Game 4 [MANY TIMES; last: Joe Ross, April 19, 2021 vs. STL (L12-5)]

Most Home Runs Allowed, Inning 3 [MANY TIMES; last: Sean Doolittle, Aug. 17, 2019 vs. MIL (9th inn., L14-15)]

HIT BATSMEN

Most Hit Batsmen, Career 52 [Dennis Martinez]

Most Hit Batsmen, Season 18 [Ramon Ortiz, 2006]

Most Hit Batsmen, Game 4 [Livan Hernandez, July 20, 2005 vs. COL (L2-3)]



WALKS

Most Walks, Career	876 [Steve Rogers]
Most Walks, Season	146 [Bill Stoneman, 1971]
Fewest Walks, Season (Min. 162 Innings).....	24 [Doug Fister, 2014]
Most Walks, Game.....	10 [Ernie McAnally, Sept. 23, 1971 vs. PHI (L4-6)]

STRIKEOUTS

Most Strikeouts, Career	1718 [Stephen Strasburg]
Most Strikeouts, Career, Left-Handed Pitcher	1215 [Gio Gonzalez]
Most Strikeouts, Career, Right-Handed Pitcher	1718 [Stephen Strasburg]
Most Strikeouts, Career, Starter	1718 [Stephen Strasburg]
Most Strikeouts, Career, Reliever	522 [Tyler Clippard]
Most Strikeouts, Season.....	305 [Pedro Martinez, 1997]
Most Strikeouts, Season, Left-Handed Pitcher.....	238 [Patrick Corbin, 2019]
Most Strikeouts, Season, Right-Handed Pitcher.....	305 [Pedro Martinez, 1997]
Most Strikeouts, Season, Starter.....	305 [Pedro Martinez, 1997]
Most Strikeouts, Season, Reliever	124 [Mike Marshall, 1973]
Most Strikeouts, Game	20 [Max Scherzer, May 11, 2016 vs. DET (W3-2)]
Most Strikeouts, Game, Left-Handed Pitcher	14 [Jeff Fassero, Aug. 11, 1996 vs. CHI (W4-3)]
Most Strikeouts, Game, Right-Handed Pitcher	20 [Max Scherzer, May 11, 2016 vs. DET (W3-2)]
Most Strikeouts, Game, Starter	20 [Max Scherzer, May 11, 2016 vs. DET (W3-2)]
Most Strikeouts, Game, Reliever	8 [SIX TIMES; last: Britt Reames, July 27, 2002 vs. FLA (L2-7)]
Most Strikeouts, Inning	4 [Steve Kline, Aug. 17, 1999 at SFG (7th inn., W2-1); Jon Rauch, April 26, 2006 vs. CIN (8th inn., L0-5)]
Most Consecutive Strikeouts	9 [Max Scherzer, Oct. 3, 2015 at NYM (W2-0)]

WILD PITCHES

Most Wild Pitches, Career	87 [Steve Rogers]
Most Wild Pitches, Season.....	19 [Steve Renko, 1974]
Most Wild Pitches, Game	6 [Bill Gullickson, April 10, 1982 at PHI (W11-3)]

SAVES

Most Saves, Career	152 [Jeff Reardon]
Most Saves, Season.....	47 [Chad Cordero, 2005]
Most Saves, Pre All-Star Break.....	31 [Chad Cordero, 2005]
Most Saves, Post All-Star Break.....	24 [Mel Rojas 1996]
Most Consecutive Appearances Earning a Save	15 [Chad Cordero, June 5-July 2, 2005]
Most Consecutive Team Games Earning a Save.....	5 [Steve Kline, June 1-5, 2000]
Most Consecutive Successfully Converted Save Opportunities.....	26 [Chad Cordero, April 26, 2005-July 2, 2005]

BALKS

Most Balks, Career	21 [Dennis Martinez]
Most Balks, Season	10 [Dennis Martinez and Pascual Perez, 1988]
Most Balks, Game.....	2 [MANY TIMES; last: Stephen Strasburg, Sept. 8, 2013 at MIA (W6-4)]

ROOKIES

Most Games.....	79 [Gary Majewski, 2005]
Most Starts	37 [Carl Morton, 1970]
Most Innings Pitched	284.2 [Carl Morton, 1970]
Most Wins.....	18 [Carl Morton, 1970]
Lowest ERA (Minimum 100.0 Innings)	1.54 [Steve Rogers, 1973]
Most Complete Games	10 [Carl Morton, 1970]
Most Shutouts.....	4 [Carl Morton, 1970]
Most Saves.....	14 [Chad Cordero, 2004]
Most Strikeouts.....	161 [Balor Moore, 1972]



CATEGORY **INDIVIDUAL FIELDING** **RECORD**

FIELDING PERCENTAGE

Highest Fielding Percentage, Career (Minimum 250 games)

1B995 [David Segui]
2B.....	.989 [Danny Espinosa]
3B.....	.971 [Anthony Rendon]
SS.....	.984 [Spike Owen]
OF.....	.995 [Denard Span]
C.....	.994 [Wilson Ramos]
P.....	.990 [Luis Ayala]

Highest Fielding Percentage, Season (Among those who qualified)

1B997 [David Segui, 1995]
2B.....	.992 [Wilmer Difo, 2018]
3B.....	.981 [Anthony Rendon, 2018]
SS.....	.989 [Spike Owen, 1990]
OF.....	1.000 [Denard Span, 2013; Victor Robles, 2020; Juan Soto, 2020]
C.....	1.000 [Kurt Suzuki, 2020]
P.....	1.000 [MANY PLAYERS; last: Erick Fedde, 2021]

PUTOUTS

Most Putouts, Career

1B	7893 [Andres Galarraga]
2B.....	1801 [Jose Vidro]
3B.....	1354 [Tim Wallach]
SS.....	1442 [Chris Speier]
OF.....	3554 [Andre Dawson]
C.....	7345 [Gary Carter]
P.....	237 [Steve Rogers]

Most Putouts, Season

1B	1464 [Andres Galarraga, 1988]
2B.....	362 [Dave Cash, 1978]
3B.....	162 [Tim Wallach, 1984]
SS.....	291 [Chris Speier, 1982]
OF.....	435 [Andre Dawson, 1983]
C.....	1094 [Wilson Ramos, 2016]
P.....	30 [Steve Rogers, 1974]

ASSISTS

Most Assists, Career

1B	592 [Andres Galarraga]
2B.....	2737 [Jose Vidro]
3B.....	3285 [Tim Wallach]
SS.....	2551 [Chris Speier]
OF.....	103 [Andre Dawson]
C.....	843 [Gary Carter]
P.....	462 [Steve Rogers]

Most Assists, Season

1B	118 [Al Oliver, 1983]
2B.....	464 [Danny Espinosa, 2011]
3B.....	383 [Tim Wallach, 1985]
SS.....	514 [Orlando Cabrera, 2001]
OF.....	24 [Ellis Valentine, 1978 and Warren Cromartie, 1978]
C.....	108 [Gary Carter, 1980]
P.....	63 [Steve Rogers, 1977]



ERRORS

Most Errors, Career

1B.....	73 [Andres Galarraga]
2B.....	71 [Jose Vidro]
3B.....	199 [Tim Wallach]
SS.....	147 [Ian Desmond]
OF.....	87 [Vladimir Guerrero]
C.....	73 [Gary Carter]
P.....	31 [Steve Rogers]

Most Errors, Season

1B.....	19 [Al Oliver, 1982 and Lee Stevens, 2001]
2B.....	27 [Delino DeShields, 1991]
3B.....	35 [Larry Parrish, 1975]
SS.....	34 [Ian Desmond, 2010]
OF.....	19 [Vladimir Guerrero, 1999]
C.....	15 [John Bateman, 1970]
P.....	7 [MANY TIMES; last: Steve Rogers, 1977]

Most Errors, Game

1B.....	3 [Michael Morse, July 15, 2011 at ATL (L1-11)]
2B.....	3 [THREE TIMES; last: Randy Ready, Sept. 10, 1993 vs. CIN (10 inn., W4-3)]
3B.....	3 [FIVE TIMES; last: Ryan Zimmerman, Sept. 7, 2007 at ATL (L1-7)]
SS.....	4 [Chris Speier, May 12, 1981 at LAD (L0-5)]
OF.....	2 [MANY TIMES; last: Justin Maxwell, Oct. 1, 2010 at NYM, (10 inn., L1-2)]
C.....	3 [Jeff Reed, July 28, 1987 at CHI (L3-8)]

It took 1,882 games and more than 11 seasons in D.C. before the Nationals experienced the thrill of turning a triple play.

On July 29, 2016 at AT&T Park in San Francisco, the Nationals clung to a 4-1 lead in the bottom of the eighth inning. The Giants loaded the bases with nobody out, bringing the dangerous Brandon Crawford to the plate. Dusty Baker brought lefty Sammy Solis in to pitch and bolstered his defense, inserting shortstop Danny Espinosa and first baseman Ryan Zimmerman behind Solis. Some may be inclined to refer to this as a "triple switch," but Espinosa was inserted straight up for Wilmer Difo, while Solis and Zimmerman entered on a "double switch."

Crawford ripped a line drive directly at Zimmerman, who was playing the line to prevent an extra base hit. Zimmerman caught the line drive and stepped on first base to double off Buster Posey. Former National Denard Span read the line drive off the bat as a base hit and broke from third base, assuming he would trot home. Zimmerman calmly tossed the ball across the diamond, where Anthony Rendon was waiting near the bag. He caught it, stepped on third base and completed the first triple play in Washington Nationals history (2005-present). It was also the first 3-3-5 triple play in Major League history.

Beyond that historic night, below are some notes on where the triple play fits into Washington's baseball history:

THE LAST TIME A D.C.-BASED TEAM HIT INTO A TRIPLE PLAY: May 19, 2010 vs. NYM. Cristian Guzman laced a sinking liner to center field that resulted in an unconventional 8-2-6-3 triple play. Angel Pagan retired Guzman by snagging the line drive, but Pagan's throw to second base was off target and bounced toward the mound, where the catcher Henry Blanco raced to scoop it up. Blanco immediately fired the ball to shortstop Jose Reyes at second base to double off Livan Hernandez. Reyes then gunned the ball to first baseman Ike Davis, who toed the bag to "triple" off Nyjer Morgan, who began the play at first base.

THE LAST TRIPLE PLAY TURNED BY THE WASHINGTON SENATORS: July 30, 1968 at Cleveland Stadium. It was an unassisted triple play turned by Ron Hansen, who caught Joe Azcue's popup before tagging Dave Nelson (began play on second base) and Russ Snyder (began play on first base) out in sequence to cap the bottom of the first inning.

THE LAST TIME A D.C.-BASED TEAM TURNED A TRIPLE PLAY IN A HOME GAME: April 24, 1954 vs. BOS. With runners on first (Billy Goodman) and second (Tom Brewer) base, BOS' Karl Olsen popped up a bunt and the AL Nationals turned a 1-6-3 triple play as left-handed pitcher Mickey McDermott and shortstop Mel Hoderlein each recorded a putout and an assist on the play. First baseman Roy Sievers finished feat with a putout.

TRIPLE YOUR PLEASURE

**WASHINGTON NATIONALS
HISTORY AND RECORDS**



WASHINGTON NATIONALS ALL-TIME ROSTER

NOTE: 424 players appeared in at least one game with the Washington Nationals in 18 seasons (2005-22).

PLAYERS / PITCHERS BY SEASON

2005	55 total / 25 pitchers
2006	57 total / 29 pitchers
2007	47 total / 26 pitchers
2008	50 total / 25 pitchers
2009	55 total / 30 pitchers
2010	46 total / 26 pitchers
2011	44 total / 24 pitchers
2012	45 total / 19 pitchers
2013	44 total / 21 pitchers
2014	40 total / 18 pitchers
2015	44 total / 24 pitchers
2016	43 total / 24 pitchers
2017	49 total / 24 pitchers
2018	53 total / 31 pitchers
2019	50 total / 31 pitchers
2020	45 total / 24 pitchers
2021	60 total / 33 pitchers
2022	55 total / 32 pitchers

A (22)

ABAD, Fernando	2013
ABRAMS, CJ	2022
ABREU, Winston	2007
ABBOTT, Cory	2022
ADAMS, Austin	2017-18
ADAMS, Riley	2021-22
ADAMS, Matt	2018-19
ADON, Joan	2021-22
ADRIANZA, Ehire	2022
ALBUQUERQUE, Jonathan	2017
ALBERS, Matt	2017
ANDERSON, Marlon	2006
ANKIEL, Rick	2011-12
ARANO, Victor	2022
ARMAS, Jr., Tony	2005-06
ARTEAGA, Humberto	2021
ASTACIO, Pedro	2006
ATILANO, Luis	2010
AVILA, Alex	2021
AVILAN, Luis	2021
AYALA, Luis	2005, 2007-08

B (39)

BACSKI, Mike	2007
BACUS, Dakota	2022
BAERGS, Carlos	2005
BALDONADO, Alberto	2021
BALESTER, Collin	2008-11
BARD, Josh	2009
BARRETT, Kyle	2019, 2021-22
BARRERA, Tres	2019, 2021-22
BARRETT, Aaron	2014-16, 2019-20
BATISTA, Miguel	2010
BATISTA, Tony	2007
BAUTISTA, Rafael	2017
BEJEL, Joe	2009
BELISLE, Matt	2016
BELL, Josh	2021-22
BELLIARD, Ronnie	2007-09
BENNETT, Gary	2003
BERGMANN, Jason	2005-10
BERNADINA, Roger	2008-13
BIENISNY, Joe	2010
BIXLER, Brian	2011
BLANCO, Tony	2009
BLANTON, Joe	2017
BLAZEK, Michael	2019
BLEVINS, Jerry	2014
BONIFACIO, Emilio	2008, 2020
BOOKER, Chris	2006-07
BODEN, Aaron	2008
BOUROQUE, James	2019-20
BOWIE, Micah	2006-07
BRAY, Bill	2009
BRAYNER, Ben	2020
BRODERICK, Brian	2011
BROWN, Corey	2011-13
BRUNEY, Brian	2010
BURKE, Jamie	2009-10
BURNETT, Sean	2009-12
BURRIS, Emmanuel	2015
BYRD, Marlon	2005-06

C (37)

CABRERA, Astrubal	2014, 2019-20
CABRERA, Daniel	2009
CALL, Alex	2022
CAMPBELL, Brett	2006
CAPIPS, Matt	2010
CARBO, David	2021
CARRASCO, Hector	2005
CARROLL, Brett	2012
CARROLL, Jamey	2005
CASTILLA, Vinny	2020
CASTO, Kory	2007-08
CASTRO, Bernie	2006
CASTRO, Starlin	2020-21
CAVALLI, Cade	2022
CEBENO, Xavier	2015-16
CEPECKY, Matt	2005
CHANDY, Zevy	2005
CHICO, Matt	2007-08, 2010
CHURCH, Ryan	2005-07
CINTEO, Alex	2009
CISHEK, Steve	2022
CLAY, Sam	2021-22
CLAYTON, Royce	2006
CLIPPARD, Tyler	2008-14, 2022
COFFEY, Todd	2011
COLE, A.J.	2015-17
COLLINS, Tim	2018
COLMEO, Jesus	2007-09
CORA, Alex	2011
CORBIA, Patrick	2019-21
CORCORAN, Roy	2006
CORDERO, Chad	2005-08

CORDERO, Jimmy	2018
CORDERO, Wilfredo	2005
CROWE, Will	2020
CRUZ, Deivi	2005
CRUZ, Nelson	2022

D (20)

DAVIS, Erik	2013
DAVIS, J.J.	2005
DAY, Zach	2005-06
DE AZA, Alejandro	2017-18
DE LOS SANTOS, Abel	2015
DeJESUS, David	2013
deROSA, Mark	2012
DEN DEKKER, Matt	2015-16
DESMOND, Ian	2009-15
DETWILER, Ross	2007, 2009-14
DIFO, Wilmer	2015-19
DOBBS, Greg	2014
DOOLITTLE, Sean	2017-20, 2022
DORTA, Melvin	2006
DOZIER, Brian	2019
DRESE, Ryan	2005-06
DREW, Stephen	2016-17
DUIKE, Zach	2012-13
DUKES, Elijah	2008-09
DUNN, Adam	2009-10

E (12)

EATON, Adam	2017-20
EHRHARDT, Jr., Carl	2012
EISCHEN, Joey	2005-06
ELIAS, Roenis	2019
ENGLISH, Jesse	2010
ESCOBAR, Alcides	2021-22
ESCOBAR, Alex	2005
ESCOBAR, Yunel	2015
ESPINO, Paolo	2020-22
ESPINOSA, Danny	2010-16
ESTRADA, Johnny	2008
ESTRADA, Marco	2008-09

F (9)

FEDDE, Victor	2017-22
FICK, Robert	2006-07
FINNEGAN, Kyle	2020-22
FISTER, Doug	2014-15
FLORES, Jesus	2007-09, 2011-12
FOX, Lucius	2022
FRANCO, Maikel	2022
FRANSEN, Kevin	2011
FREEMAN, Sam	2020

G (25)

GARATE, Victor	2009
GARCIA, Christian	2012
GARCIA, Luis	2020-21
GARRETT, Reed	2011
GAUDIN, Chad	2011
GILIOLO, Lucas	2016
GLOVER, Koda	2016-19
GODWIN, Tyrrell	2015
GOMES, Yan	2019-21
GOMES, Jonny	2011
GONZALEZ, Alberto	2008-10
GONZALEZ, Michael	2012
GONZALEZ, Gio	2012-18
GONZALEZ, Wiki	2006
GOODWIN, Brian	2016-18
GORZELANNY, Tom	2011-12
GOTT, Trevor	2016-18
GRACE, Matt	2015-19
GRAY, Josiah	2021-22
GREEN, Grant	2017
GRYBOSKI, Kevin	2006
GURRERA, Jerry	2019-21
GUILLEN, Yadiel	2005-06
GUTHRIE, Jeremy	2017
GUZMAN, Cristian	2005, 2007-10

H (30)

HAIRSTON, Jr., Jerry	2013-14
HALAMA, John	2005
HAMMONDS, Jeffrey	2005
HAND, Brad	2005
HANRAHAN, Joel	2007-09
HAREN, Dan	2013
HARPER, Brandon	2006
HARPER, Bryce	2012-18
HARPER, Ryne	2020-21
HARRIS, Brendan	2018-19
HARRIS, Will	2020
HARRIS, Willie	2008-10
HARRISON, Josh	2020-21
HARVEY, Hunter	2022
HARVEY, Matt	2016-17
HELLICKSON, Jeremy	2018-19
HERNANDEZ, Anderson	2008-09
HERNANDEZ, Cesar	2022
HERNANDEZ, Livan	2005-06, 2011
HERNANDEZ, Yadiel	2012-22
HERRERA, Kelvin	2018
HILL, Shawn	2006-08
HILL, Taylor	2014-15
HINKLEY, Mike	2008-09
HOLLAND, Greg	2018
HOLT, Brock	2020
HORGAN, Joe	2005
HUDSON, Daniel	2019-21
HUGHES, Travis	2005-06

I (1)

IZTURIS, Cesar	2012
----------------	------

J (8)

JACKSON, Damian	2006
JACKSON, Edwin	2012, 2017
JANSEN, Casey	2015
JENNINGS, Dan	2019
JIMENEZ, D'Angelo	2007
JOHNSON, Nick	2005-06, 2008-09
JOHNSON, Reed	2015
JORDAN, Taylor	2013-15

K (16)

KARNS, Nathan	2013
KEARNS, Austin	2008-09
KELEY, Shawn	2016-18

KELLY, Kenny	2005
KENDRICK, Howie	2017-20
KENNEDY, Adam	2010
KENSING, Logan	2009
KIEBOOM, Spencer	2018-19
KIEBOOM, Carter	2016, 2022
KIM, Sun-woo	2005
KIMBALL, Cole	2011
KING, Ray	2007-08
KINTZ, Brandon	2017-18
KLOBOSITS, Gabe	2021
KOBERNUS, Jeff	2013-14
KROL, Ian	2013

L (21)

LANGERHANS, John	2007-08
LANNAN, Ryan	2007-12
LaROCHE, Adam	2011-14
LATOS, Mat	2016
LeCROY, Matthew	2006
LODEZMA, Wil	2009
LEE, Evan	2022
LEON, Sandy	2012-14
LESTER, Jon	2021
LIDDE, Brad	2012
LIND, Adam	2017
LOAIZA, Esteban	2005
LOBATON, Jose	2014-17
LOBSTEIN, Elyar	2021
LOCA, Paul	2008
LOGAN, Noah	2006-07
LOMBARD, George	2006
LOMBARDOZZI, Steve	2011-13
LOPEZ, Felipe	2006-08
LONG, Reynaldo	2011
LUCROY, Jonathan	2021

M (35)

MacDOUGAL, Mike	2009
MACHADO, Andres	2021
MACKOWIAK, Rob	2008
MADSON, Ryan	2017-18
MAJEWSKI, Gary	2005-06
MALDONADO, Carlos	2010, 2012
MANNING, Charlie	2008
MARANO, Jason	2011
MARRERO, Chris	2011, 2013
MARTIN, J.D.	2009-10
MARTIN, Rafael	2015
MARTIN, Ryan	2008-09
MATED, Henry	2005-06
MATOS, Luis	2006
MATTHEUS, Ryan	2011-14
MAXWELL, Justin	2007, 2009-10
MAYA, Yunesky	2010-11, 2013
McGEE, Jake	2011
McGOWIN, Kyle	2018-21
McLOUTH, Stame	2014
MELANCON, Mark	2016
MENCH, Tommy	2011
MENESES, Jose	2017-21
MERCER, Jordy	2021
MILLEDGE, Lastings	2008-09
MILLER, Justin	2018-19, 2021
MILONE, Tommy	2018
MOCK, Garrett	2008-10
MONTEIRO, Miguel	2018
MONTEZ, Luke	2008
MOORE, Tyler	2012-15
MORGAN, Nyjer	2019-20
MORSE, Mike	2009-12
MUNOZ, Arnie	2007
MURPHY, Daniel	2016-18
MURPHY, Patrick	2021-22

N (6)

NADY, Xavier	2012
NEEVES, Will	2008-10
NITKOWSKI, C.J.	2005
NIX, Jayce	2011
NOLIN, Sean	2021
NOLL, Jake	2019-20

O (8)

O'CONNOR, Mike	2006, 2008
OHKA, Tom	2005
OHLENDORF, Ross	2013
OLSEN, Scott	2009-10
ORR, Pete	2008-09
ORTIZ, Ramon	2006
OSIK, Keith	2005
OSUNA, Antonio	2005

P (18)

PADILLA, Jorge	2009
PALACIOS, Josh	2022
PAPELBAUM, Jonathan	2015-16
PARRA, Gerardo	2019, 2021
PATTERSON, Corey	2009
PATTERSON, John	2005-07
PEACOCK, Brad	2011
PENA, Why Mo	2007-08
PERALTA, Joel	2010
PEREZ, Beltran	2006
PEREZ, Eury	2012-15
PEREZ, Francisco	2022
PEREZ, Hernan	2021
PEREZ, Odalis	2008
PEREZ, Oliver	2016-17
PERRY, Ryan	2012
PETIT, Yusef	2019
PINEDA, Israel	2022

Q (0)

None	
------	--

R (32)

RABURN, Ryan	2017
RAINEY, Tanner	2019-22
RAMIREZ, Erasmo	2022
RAMIREZ, Santiago	2006
RANSBERG, Wilson	2010-16
RASNER, Darrell	2015
RAUCH, Jon	2005-08
READ, Raudy	2017, 2019
REDDING, Tim	2007-08
REETZ, Jackson	2021
RENDON, Anthony	2013-19

RESTOVICH, Michael	2007
REVERE, Ben	2016
REYNOLDS, Mark	2018
REYNOLDS, Matt	2018
RIVERA, Ben	2021
RIVERA, Saul	2006-09
RIVERO, Felipe	2015-16
ROARK, Tanner	2013-18
ROBINSON, Clint	2015-16
ROBLES, Victor	2021-22
RODRIGUEZ, Felix	2006
RODRIGUEZ, Henry	2011-13
RODRIGUEZ, Ivan	2010-11
RODRIGUEZ, Jerry	2018, 2021
ROSENTHAL, Trevor	2019
ROMERO, Enry	2017-18
ROMERO, Jhon	2021
ROMERO, Seth	2020
ROMERO, Tommy	2022
ROSS, Lee	2015-19, 2021-22
RUIZ, Keibert	2021-22
RZEPZYNSKI, Marc	2016

S (40)

SANCHEZ, Brian	2008
SANCHEZ, Aaron	2022
SANCHEZ, Adrian	2019-20, 2021
SANCHEZ, Anibal	2019-20, 2022
SCHERER, Ben	2021
SCHERHOLTZ, Nate	2014
SCHNEIDER, Brian	2005-07
SCHRODER, Chris	2006-08
SCHWARBER, Kyle	2021
SEAN, Zach	2020
SEVERINO, Atahualpa	2010-11
SEVERINO, Pedro	2015-18
SHELL, Steven	2008-09
SHORT, Rick	2005
SUERO, Kowalek	2018
SIMONTACCHI, Jason	2007
SIPP, Tony	2010
SLATAN, Demetri	2010-11
SLEDGE, Terrance	2005
SNEELING, Chris	2007
SOLANO, Jhonatan	2012-13
SOLIS, Sammy	2015-18
SORIANO, Alfonso	2006
SORIANO, Rafael	2021
SOTO, Jorge	2009
SOTO, Juan	2018-22
SOUZA JR., Steven	2014
SPAN, Denard	2017
SPENCER, Evalde	2013-15
SPIVEY, Junior	2005
STAIRS, Matt	2011
STAMMEN, Craig	2009-15
STANTON, Mike	2005-06
STRANGE-GORDON, Dee	2017-21
STEVENSON, Andrew	2007-12
STOREN, Drew	2010-15
STRASBURG, Stephen	2010-22
STRICKLAND, Hunter	2019
STRONG, Mike	2006
SUZUKI, Kurt	2012-13, 2019-20

T (15)

TAVAREZ, Julian	2009
TAVERAS, Willy	2010
TAYLOR, Michael A.	2014-20
TETREAULT, Jackson	2022
THAMES, Eric	2020
THOMAS, Lane	2021
THOMPSON, Mason	2021-22

WASHINGTON NATIONALS ALL-TIME NUMERICAL ROSTER

<p>00 Brandon Watson 2005-07</p> <p>1 Tyrell Godwin 2005 Willie Harris 2008 Nyjer Morgan 2009-10 Steve Lombardozzi 2011-13 Wilmer Difo 2015-20 Humberto Artega 2021 Cesar Hernandez 2022</p> <p>2 Jamey Carroll 2005 Damian Jackson 2006 Felipe Lopez 2006-08 Roger Bernadina 2008-12 Denard Span 2013-15 Adam Eaton 2017-20 Luis Garcia 2021-22</p> <p>3 Jose Vidro 2005-06 Jesus Flores 2007-09 Wilson Ramos 2010-12 Ivy Reus 2013 Asdrubal Cabrera 2013 Michael A. Taylor 2015-20 Hernán Pérez 2021 Alcides Escobar 2021-22</p> <p>4 Henry Mateo 2005-06 Devri Cruz 2005 Brendan Harris 2006 D'Angelo Jimenez 2007 Ryan Langerhans 2007 Pete Orr 2008 Corey Patterson 2009 Pat Listach 2009-10 Rick Eckstein 2013 Dach Delsantis 2013-14 Reed Johnson 2015 Howie Kendrick 2017 Dave Martinez 2018-22</p> <p>5 Carlos Baerga 2005 Davey Lopes 2006 Kory Costo 2007-08 Jim Riggleman 2009-11 Daway Johnson 2011-13 Yunel Escobar 2015 Grant Green 2016 Adrian Sanchez 2017-19 Josh Harrison 2020-21 Ehire Adrianza 2022 CJ Abrams 2022</p> <p>6 Jose Guillen 2005-06 D'Angelo Jimenez 2007 Emilio Bonifacio 2008 Anderson Hernandez 2008-09 Ian Desmond 2009-11 Cesar Izutis 2012 Anthony Rendon 2013-19 Alex Avila 2022</p> <p>7 Brad Wilkerson 2005 Felipe Lopez 2006 Noek Logan 2006-07 Roger Bernadina 2008 Emilio Bonifacio 2009 Josh Bard 2009 Ivan Rodriguez 2010-11 Mark DeRosa 2012 Scott Hairston 2013-14 Tres Turner 2015-21 Maikel Franco 2022</p> <p>8 Marlon Anderson 2006 Chris Shelling 2007 Aaron Boone 2008 John Padilla 2009 George Kontos 2010 Danny Espinosa 2011 Ryan Godwin 2011-13 Carter Kieboom 2019-21</p> <p>9 Vinny Castilla 2005 Bernie Castro 2006 Lenny Harris 2007 Manny Gossom 2008 Jim Leth 2010 Matt Williams 2014-15 Rafael Bautista 2017-18 Brian Dozier 2019 Eric Thames 2020 Adrian Sanchez 2021 Dee Strange-Gordon 2022</p> <p>10 Royce Clayton 2006 Brandon Harper 2006 Rommie Belliard 2007-09 Tim Lincecum 2010 Brian Bixler 2011 Corey Brown 2011-13 Stephen Drew 2016-17 Chip Hale 2018 Yan Gomes 2019-21 Jeff D'Arancia 2022</p> <p>11 Gregory Hammonds 2005 Junior Spivey 2005</p>	<p>12 Ryan Zimmerman 2006-19, 21</p> <p>13 Don Buford 2005 Antonio Soriano 2006 Josh Wilson 2007 Rob Mackowiak 2008 Alberto Gonzalez 2008-10 Matt Stairs 2011 Tyler Moore 2013-15 Dusty Baker 2015 Howie Kendrick 2017-21 Chip Hale 2018 Kyle Schwarber 2021 Eric Young Jr. 2022</p> <p>14 Antonio Osuna 2005 Robert Fick 2006-07 Alex Cintron 2010 Janet Burke 2010 Alex Cora 2011 Jerry Blewins 2014 Bob Benley 2016 Asdrubal Cabrera 2016-20 Starlin Castro 2021 Josh Rogers 2022</p> <p>15 Eddie Rodriguez 2005-06 Manny Acta 2007-09 Rick Eckstein 2010 Dan Haren 2013 Bob Henley 2015 Chris Heisey 2016-17 Victor Robles 2017 Miguel Montero 2018 Mark Reynolds 2018 Bob Benley 2019 Bob Henley 2020 Ildemaro Vargas 2022</p> <p>16 Cristian Guzman 2005, 07-10 Jury Hairston Jr. 2011 Brett Carroll 2012 Dan Haren 2013 Paul McQuoth 2014 Daway Lopes 2016 Matt Adams 2018-19 Bob Henley 2020 Rick Adams 2022</p> <p>17 Bob Nats 2005 Mikevento 2006 Justin Maxwell 2007 Wily Mo Pena 2007 Paul Du Duca 2008 Josh Willingham 2009-10 Bo Porter 2012 Emmanuel Burriss 2015 Victor Robles 2018-22</p> <p>18 Tom McCraw 2005 George Lombard 2006 Tim Lincecum 2007-08 Sean Burnett 2009-12 Nate Scherholz 2013 Alejandro De Aza 2017 Andrew Stevenson 2019-21</p> <p>19 Terrell Sledge 2005 Matthew LeCroy 2006 Melvin Dorta 2007 Tim Lincecum 2007-08 Rick Eckstein 2010 Danny Espinosa 2011 Chad Tracy 2012 Michael A. Taylor 2013 Matt Belisle 2016 Ryan Rabin 2017 Jake Nol 2019-20</p> <p>20 Frank Robinson 2005 Adam Kennedy 2006 Lance Nix 2011 Ian Desmond 2012-15 Daniel Murphy 2016-18 Kyle Barraclough 2019 Esteban Loaiza 2021</p> <p>21 Frank Robinson 2005 Lance Nix 2011 Ian Desmond 2012-15 Daniel Murphy 2016-18 Kyle Barraclough 2019 Esteban Loaiza 2021</p> <p>22 Frank Robinson 2005 Lance Nix 2011 Ian Desmond 2012-15 Daniel Murphy 2016-18 A.J. Cole 2018-19 Juan Soto 2018-22</p>	<p>23 Ryan Schneider 2005-07 Johnny Estrada 2008 Luke Montz 2008 Will Nieves 2009-10 Collin Balester 2011 Jonathan Solano 2012-13 Pedro Severino 2015 Marc Zepczynski 2016 Eric Feddie 2017-21 Nelson Cruz 2022</p> <p>24 Nick Johnson 2005-06, 08-09 Pete Orr 2009 Matt Stairs 2011 Rick Ankiel 2012-14 Jeff Kobernus 2015 Matt LeCroy 2016 Jackie Robinson 2017 Tim Bogar 2018-22</p> <p>25 Will Zimmerman 2005 Ryan Zimmerman 2005 Austin Kearsns 2007-09 Curtis Maldonado 2010 Tyler Walker 2010 Adam LaRoche 2011-14 Jeff Kobernus 2015 Rick Adams 2018-19 Chris Dillan 2019 Ricky Bones 2022</p> <p>26 Marlon Byrd 2005 Ryan Zimmerman 2005 Justin Maxwell 2006 Wily Mo Pena 2007-08 Jerome Williams 2009 Logan Kensing 2009 Jesus Flores 2011-12 Nick Johnson 2013-14 Dan Uggla 2015 Trevor Goff 2016, 2018 Adam Lind 2017 Dan Jennings 2019 Lucius Fox 2022</p> <p>27 Zach Day 2005 Rick Adelstein 2006-08 John Zimmerman 2009-15 Shawn Kelley 2016-18 Emilio Bonifacio 2020 Paul Du Duca 2020 Jordy Mercer 2021 Anibal Sanchez 2022</p> <p>28 Tony Blanco 2005 Austin Kearsns 2006 Jerry Morales 2008 Mike Morse 2009-10 Yan Gomes 2011-17 Kurt Suzuki 2019-20 Jonathan Lucroy 2021 Lane Thomas 2021-22</p> <p>29 Gary Bennett 2005 Tony Beasley 2006 Randy Dobson 2007 Michael Restovich 2007 Ryan Langerhans 2008 Jorge Sosa 2009 Willy Taveras 2010 Yunesky Mayo 2011-13 Adam Lind 2014 Xavier Cedeno 2015 Pedro Severino 2016-18 Roenis Elias 2019 Yadiel Hernandez 2020-22</p> <p>30 Mike Stanton 2005-06 Chris Cofey 2007 Justin Maxwell 2009-10 Jonny Gomes 2011 Zach Duke 2012-13 Aaron Barrett 2014-16 Koda Glover 2017-19 Paolo Espino 2021-22</p> <p>31 Sun Woo Kim 2005 Darryl Ransner 2006 Darrell Ward 2006 John Lannan 2008-12 Yunesky Mayo 2015 Kevin Mench 2016 Max Scherzer 2015-21</p> <p>32 Chad Cordero 2005-08 Kip Wells 2009 Jamie Burke 2009 Brian Bruney 2010 Xavier Cedeno 2010 Tom Gorzalanzy 2011-12 Tommy Lasorda 2013-15 Koda Glover 2016 Matt Wieters 2017-18 Aron Barrett 2019-20 Eric Feddie 2022</p> <p>33 Edwin Jackson 2013 Roger Bernadina 2013 Doug Dobbs 2014 Doug Fister 2015</p>	<p>34 Matt Grace 2016-19 Ryne Harper 2020-21 Steve Cistek 2022</p> <p>35 Tomo Ohka 2005 Travis Hughes 2005 Pedro Astacio 2006 Ray King 2007 Elijah Dukes 2008-09 Bryce Harper 2012-18 Jon Lester 2019 Luke Voit 2022</p> <p>36 Tony Armas Jr. 2005-06 LeVale Speigner 2007 Ray King 2008 Charic Stalling 2008 Tyler Clippard 2009-11 Sammy Solis 2016-18 Tony Sipp 2019 Will Harris 2020-21</p> <p>37 Dave Huppert 2005 Travis Hughes 2006 Mike Backus 2007 LeVale Speigner 2008 Pat Listach 2009 Stephen Strasburg 2010-22</p> <p>38 Gary Majewski 2005-06 Kevin Grubbski 2006 Joel Hanrahan 2007-09 Michael Morse 2011-12 Taylor Latos 2013-15 Matt Loses 2016 Jacob Turner 2017 Derek Lilliquist 2018-19 Tres Barrera 2021-22</p> <p>39 Joe Horgan 2005 Kenny Kelly 2005 Brett Campbell 2006 Pat Corrales 2007-09, 11 Shawn Martin 2010 Tyler Walker 2010 Rick Schuch 2013-17 Jonny Venters 2019 Jeffry Rodriguez 2021 Tyler Clippard 2022</p> <p>40 Zach Day 2005 Billy Traber 2006-07 Collin Balester 2008-09 Chien-Ming Wang 2011-12 Wilson Ramos 2013-16 Edwin Jackson 2017 Kevin Herrera 2018 Josh Gray 2021-22</p> <p>41 Shawn Hill 2006-08 Will Ledezma 2009 Ron Villone 2009 Trent Jewett 2010 Brad Peacock 2011 Sandy Leon 2012-14 Joe Ross 2015-19, 2021-22</p> <p>42 Jackie Robinson 2015 Dmitri Young 2016, 07/06, 07/05 Nations Team 2018, 07/05</p> <p>43 Bill Bray 2006 Roy Corcoran 2006 Jesus Colome 2007-09 Miguel Caliste 2010 Rick Ankiel 2011 Brian Bixler 2011 Steve McCatty 2012 Ross Ohlendorf 2013 Mark Melancon 2016 Matt Albers 2017 Javy Guerra 2021 Israel Pineda 2022</p> <p>44 Preston Wilson 2005 Alex Escobar 2006 Lastings Milledge 2008 Adam Dunn 2009-10 Trent Jewett 2011-13 Casey Janssen 2015 Lucas Giloja 2016 Ryan Madison 2017-18 Trevor Rosenthal 2018 Daniel Hudson 2019-21</p> <p>45 Claudio Vargas 2005 Ryan Dress 2005-06 Chris Schroder 2007 Odalis Perez 2008 Daniel Cabrera 2009 Steve McCatty 2010-11 Doug Slaten 2011-17 Ryan Perry 2012 Blake Treinen 2016-17 Andrew Stevenson 2017-18</p>	<p>46 Patrick Corbin 6/2/2019 Aaron Sanchez 2022 Jury Heneses 2022</p> <p>47 Randy St. Claire 2005-09 Joe Bisenius 2010 Tommy Milone 2011, 2018 Ian Krol 2013 Matt Thornton 2014-15 River Perez 2016-17 Patrick Corbin 2019-22</p> <p>48 Hector Carrasco 2005 Mike O'Connor 2006 Ross Detwiler 2009-14 David Carpenter 2015 Brian Gooden 2016 Jury Guerra 2019-20 Jim Hickey 2022</p> <p>49 Mitchell Paez 2005-07 Arnie Munoz 2007 Chris Schroder 2008 Garrett Mock 2009-10 Carlos Maldonado 2012 Mark Weidemaier 2013 Reynaldo Lopez 2018 Moises Sierra 2018 Sam Clay 2021-22 Tommy Romero 2022</p> <p>50 Jason Simentacchi 2007 Garrett Mock 2007 Julian Tavarez 2009 Justin Upton 2010 Aeste English 2010 Assun Voth 2018-22</p> <p>51 Ron Rauch 2005-08 Shaun Martin 2008 J.D. Martin 2010 Michael Gonzalez 2012 Erik Davis 2013 Mike Maddux 2016 Wander Suero 2018-21 Jordan Weems 2022</p> <p>52 T.J. Tucker 2005 Sal Rivera 2006-09 Joel Peralta 2010 Ryan Mathews 2011-14 Rafael Martin 2015 Yusmeiro Petit 2016 Jimmy Cordaro 2019 Michael Blazek 2020 Paolo Espino 2020 Brad Hand 2021 Patrick Murphy 2021-22</p> <p>53 Randy Knorr 2006, 09, 12, 15 Jonathan Albaladejo 2007 Will Nieves 2008 Dan Radison 2010 Rafael Martin 2016 Austin Williams 2018-19 Red Garrett 2022</p> <p>54 Brendan Harris 2005 John Halama 2005 Beltran Perez 2006 Michael O'Connor 2008 Mike MacDougal 2009 Steve McCatty 2010-15 Brad Lidge 2016 Dan Firova 2017 Kevin Long 2018-20 Cede Cavalli 2022</p> <p>55 Keith Osk 2005 Sanicastro Ramirez 2006 Chris Schroder 2007 Manny Estrada 2008-09 Matt Capps 2010 Brian Broderick 2011 Ivy Perez 2012 Taylor Hill 2014-15 Im Collins 2016 Paul Menhart 2018 Victor Ayala 2005, 07-08 Luis Garcia 2010 Chris Garcia 2017 Gerr Holland 2018 Fernando Rodney 2019</p> <p>56 Jonathan Villar 2005, 10-18 Luis Atilano 2010 Christian Garcia 2017 Gerr Holland 2018 Fernando Rodney 2019</p> <p>57 Jason Bergmann 2005-10 Chad Gaudin 2011 Tyler Moore 2012 Nathan Karns 2013 Tanner Roark 2014-18</p> <p>58 Will Crowe 2020 Andres Machado 2021-22</p> <p>59 Michael Eischen 2005-06 Michael Hinckley 2008-09 Zack Segovia 2009 Derek Storey 2010 Fernando Abad 2013 Doug Fister 2014-15 Jonathan Papelbon 2015-16 Jeremy Hellickson 2018-19 Carl Edwards Jr. 2022</p> <p>60 Micah Bowie 2006-07 Steven Shell 2008-09 Atahualpa Severino 2010-11 Tanner Roark 2015 Jose Lobaton 2014-17 Carlos Torres 2018 Paul Menhart 2018 Evan Lee 2022</p> <p>61 J.D. Martin 2010 Tommy Coffey 2011 Mike O'Connor 2015 Justin Miller 2018-19 Hunter Strickland 2019 Justin Miller 2020 Joan Adon 2021-22</p> <p>62 Livan Hernandez 2005-06, 09-11 Mike McGowan 2018-21 Erasmo Ramirez 2022</p> <p>63 Tim Foli 2005 Joel Peralta 2010 Abel de Los Santos 2015 James Bourque 2019 Sean Doolittle 2017-18 Luis Garcia 2020 Alberto Baldonado 2022 Alex Call 2022</p> <p>64 Winston Abreu 2007 Willy Rodriguez 2011-13 Sean Doolittle 2019-20, 2022 Kyle Lobstein 2021</p> <p>65 Xavier Cedeno 2013 Blake Treinen 2014-15 Spencer Kieboom 2016, 2018 James Bourque 2019 Victor Arano 2022</p> <p>66 Cole Kimball 2011 Ryder Read 2017, 2019 Josh Rogers 2021 Francisco Perez 2022</p> <p>67 Pat Roessler 2005 Kyle Finnegan 2021-22</p> <p>68 Jeffrey Rodriguez 2018 Gabe Klobosts 2021 Alex Palacios 2022</p> <p>69 A.J. Cole 2018 Austin Adams 2015-18 Ben Braymer 2020 Luis Avila 2021</p> <p>70 Dakota Bacus 2020 Mason Thompson 2021-22</p> <p>71 Emyr Romero 2005 Jackson Tretault 2022</p> <p>72 Felipe Rivero 2015-16 Tres Barrera 2019 Jon Romero 2022 Hunter Harvey 2021</p> <p>73 Sean Nolin 2021 James Reetz 2021 Tony Batista 2007 Cory Abbott 2022</p> <p>74 Jeremy Guthrie 2017</p> <p>75 Cody Wilson 2021</p> <p>76 Lastings Milledge 2009</p> <p>77 Gerardo Parra 2019, 2021</p> <p>78 Seth Romero 2020</p> <p>79 Joe Beinel 2009</p> <p>80 Colin Balester 2010</p>
---	---	---	--	---

WASHINGTON NATIONALS INDIVIDUAL AWARDS

D.C. MEDIA AWARDS

YEAR	PLAYERS
2016	Daniel Murphy (Player), Max Scherzer (Pitcher), Ryan Zimmerman (Good Guy)
2017	Anthony Rendon (Player), Max Scherzer (Pitcher), Ryan Zimmerman (Good Guy)
2018	Bryce Harper (Player), Max Scherzer (Pitcher), Sean Doolittle (Good Guy)
2019	Anthony Rendon (Player), Stephen Strasburg (Pitcher) Sean Doolittle (Good Guy)
2020	Juan Soto (Player), Max Scherzer (Pitcher), Sean Doolittle (Good Guy)
2021	Juan Soto (Player), Kyle Finnegan (Pitcher), Josh Bell (Good Guy)
2022	Lane Thomas (Player), Erasmo Ramirez (Pitcher), Nelson Cruz (Good Guy)

TONY CONIGLIARO AWARD

YEAR	PLAYER	AWARDED BY
2014	Wilson Ramos (C)	Boston Chapter of the BBWAA

HEART AND HUSTLE AWARD

YEAR	PLAYER	AWARDED BY
2019	Howie Kendrick	MLB Players Alumni Association

WEEKLY AND MONTHLY AWARDS

NL PLAYER OF THE WEEK PERIOD

1.	Nick Johnson* (.545, 5 RBI)	May 31-June 6, 2005
2.	Ryan Zimmerman* (.519, 11 RBI)	July 30-Aug. 5, 2007
3.	Willie Harris (.583, 2B, 3B, HR, 5 runs)	July 17-20, 2008
4.	Cristian Guzman* (.529, 4 2B, 7 RBI)	Aug. 25-31, 2008
5.	Josh Willingham* (.435, 3 HR, 11 RBI)	July 27-Aug. 2, 2009
6.	Stephen Strasburg (2-0, 2.19 ERA, 2 GS)	June 7-13, 2010
7.	Ryan Zimmerman* (.500, 3 HR, 7 RBI)	Aug. 15-21, 2011
8.	Ryan Zimmerman (.444, 4 HR, 7 RBI)	July 16-22, 2012
9.	Jordan Zimmermann (Back-to-back SHO)	June 2-8, 2014
10.	Jayson Werth (.450, 5 2B, 2 HR, 9 RBI)	June 30-July 6, 2014
11.	Adam LaRoche* (.333, 4 HR, 10 RBI, 3 BB)	Sept. 1-7, 2014
12.	Jordan Zimmermann (No-hitter)	Sept. 22-28, 2014
13.	Bryce Harper (.455, 2B, 6 HR, 13 RBI)	May 4-10, 2015
14.	Bryce Harper (.533, 2 2B, 3B, 3 HR, 9 RBI)	May 11-17, 2015
15.	Max Scherzer (No-hitter)	June 15-21, 2015
16.	Bryce Harper* (.519, 5 HR, 10 RBI, 5 BB)	Sept. 14-20, 2015
17.	Stephen Strasburg* (2-0, 0.60 ERA, 24 K)	Sept. 14-20, 2015
18.	Max Scherzer (No-hitter)	Sept. 28-Oct. 4, 2015
19.	Bryce Harper* (.346/.400/.846, 4 HR)	April 11-17, 2016
20.	Danny Espinosa (.423, 5 HR, 17 RBI)	June 27-July 3, 2016
21.	Bryce Harper (.550, 3 HR, 17 RBI, 7 BB)	April 17-23, 2017
22.	Ryan Zimmerman (.500, 5 HR, 13 RBI)	April 24-30, 2017
23.	Anthony Rendon (.636/.714/1.545, 9 RBI)	July 10-16, 2017
24.	Adam Eaton (.615, 2 2B, 2 HR, 5 RBI, 7 R)	March 30-April 1, 2018
25.	Max Scherzer (2-0, 1.13 ERA, 21 SO, BB, CG)	April 9-15, 2018
26.	Mark Reynolds (.625, 2 2B, 3 HR, 12 RBI, 3 BB)	July 2-8, 2018
27.	Ryan Zimmerman (.476, 3 2B, 3 HR, 12 RBI)	Aug. 6-12, 2018
28.	Bryce Harper (.438, 2 2B, 2 HR, 7 RBI, 12 BB)	Sept. 3-9, 2018
29.	Max Scherzer (2-0, 1.13 ERA, 24 SO, 0 BB)	June 24-30, 2019
30.	Anthony Rendon (.793 SLG, 3 2B, 3 HR, 7 RBI)	Aug. 18-25, 2019
31.	Juan Soto (.462, 2B, 5 HR, 12 RBI)	Aug. 10-16, 2020

* Co-Winner

NL PITCHER OF THE MONTH PERIOD

1.	Chad Cordero (0.00 ERA, 15 saves, 16 G)	June 2005
2.	Stephen Strasburg (2-0, 1.13 ERA, 5 GS)	April 2012
3.	Gio Gonzalez (5-0, 2.25 ERA, 5 GS)	May 2012
4.	Jordan Zimmermann (4-0, 0.97 ERA, 6 GS)	July 2012
5.	Max Scherzer (5-1, 1.67 ERA, 6 GS)	May 2015
6.	Max Scherzer (3-2, 2.33 ERA, 5 GS, No Hitter)	June 2015
7.	Stephen Strasburg (4-1, 2.08 ERA, 37 SO, 12 BB)	July 2016
8.	Max Scherzer (3-2, 0.99 ERA, 51 SO, 6 BB)	June 2017
9.	Stephen Strasburg (4-0, 0.83 ERA, 40 SO, 7 BB)	Sept. 2017
10.	Max Scherzer (5-1, 1.62 ERA, 57 SO, 9 BB)	April 2018
11.	Max Scherzer (4-0, 2.21 ERA, 63 SO, 10 BB)	May 2018
12.	Max Scherzer (6-0, 1.00 ERA, 68 SO, 5 BB)	June 2019
13.	Stephen Strasburg (5-0, 1.14 ERA, 44 SO, 7 BB)	July 2019

NL RELIEVER OF THE MONTH PERIOD

1.	Sean Doolittle (1.64 ERA, 8 SV, 11 G)	Sept. 2017
----	---------------------------------------	------------

NL ROOKIE OF THE MONTH PERIOD

1.	Ryan Church (.377, HR, 11 RBI)	May 2005
2.	Bryce Harper (.271, 5 2B, 4 3B, 4 HR, 10 RBI)	May 2012
3.	Bryce Harper (.330, 8 2B, 3 3B, 7 HR, 14 RBI)	Sept./Oct. 2012
4.	Trea Turner (.357, 6 2B, 3 3B, 5 HR, 11 SB, 27 R)	Aug. 2016
5.	Trea Turner (.339, 5 2B, 2 3B, 8 HR, 15 SB)	Sept./Oct. 2016
6.	Juan Soto (.317, 6 2B, 6 HR, 15 RBI, 18 BB, 19 R)	June 2018
7.	Juan Soto (.299, 5 2B, 3B, 5 HR, 15 RBI, 16 BB, 18 R)	July 2018
8.	Juan Soto (.283, 6 2B, 6 HR, 20 RBI, 16 BB, 15 R)	Sept. 2018

NL PLAY OF THE WEEK PERIOD

1.	Anthony Rendon	May 20-26, 2019
2.	Victor Robles	June 10-16, 2019
3.	Victor Robles	Aug. 24-30, 2020
4.	CJ Abrams	Sept. 12-18, 2022

NL DELIVERY MAN OF THE MONTH PERIOD

1.	Chad Cordero (0.00 ERA, 15 saves, 16 G)	June 2005
2.	Matt Capps (0.68 ERA, 10 saves, 12 G)	April 2010
3.	Tyler Clippard (0.00 ERA, 10 saves, 12 G)	June 2012

NL PLAYER OF THE MONTH PERIOD

1.	Jayson Werth (.367, 2 2B, 7 HR, 22 RBI, .450 OBP)	July 2013
2.	Jayson Werth (.337, 11 2B, 6 HR, 24 RBI, 7 R)	July 2014
3.	Bryce Harper (.360, 13 HR, 28 RBI, 22 BB, 24 R)	May 2015
4.	Bryce Harper (.286, 9 HR, 24 RBI, 15 XBH, 5 SB)	April 2016
5.	Daniel Murphy (.416, 8 2B, 7 HR, 23 RBI)	May 2016
6.	Daniel Murphy (.346, 11 2B, 3B, 6 HR, 23 RBI)	July 2016
7.	Ryan Zimmerman (.420, 8 2B, 11 HR, 29 RBI, 22 R)	April 2017
8.	Kyle Schwarber (16 HR, 30 RBI, 22 R, .760 SL)	June 2021



NATIONALS BATTING LEADERS — ALL-TIME (2005-PRESENT)

BATTING AVERAGE (min 1000 AB)

1. Daniel Murphy	329
2. Trea Turner	300
3. Michael Morse	294
4. Denard Span	292
5. Juan Soto	291
6. Anthony Rendon	290
7. Nick Johnson	286
8. Cristian Guzman	282
9. Adam Eaton	279
10. Bryce Harper	279

HITS

1. Ryan Zimmerman	1784
2. Anthony Rendon	994
3. Bryce Harper	922
4. Ian Desmond	917
5. Jayson Werth	781
6. Trea Turner	644
7. Danny Espinosa	598
8. Cristian Guzman	581
9. Juan Soto	569
10. Wilson Ramos	566

TOTAL BASES

1. Ryan Zimmerman	3159
2. Bryce Harper	1693
3. Anthony Rendon	1677
4. Ian Desmond	1474
5. Jayson Werth	1284
6. Trea Turner	1247
7. Juan Soto	1052
8. Danny Espinosa	1027
9. Wilson Ramos	907
10. Cristian Guzman	801

SLUGGING PERCENTAGE (min 1000 AB)

1. Daniel Murphy	550
2. Juan Soto	538
3. Adam Dunn	533
4. Michael Morse	514
5. Bryce Harper	512
6. Anthony Rendon	490
7. Trea Turner	486
8. Ryan Zimmerman	475
9. Nick Johnson	471
10. Adam LaRoche	441

DOUBLES

1. Ryan Zimmerman	417
2. Anthony Rendon	245
3. Ian Desmond	185
4. Bryce Harper	183
5. Jayson Werth	162
6. Trea Turner	135
7. Danny Espinosa	129
8. Juan Soto	108
9. Nick Johnson	105
10. Daniel Murphy	99

RBI

1. Ryan Zimmerman	1061
2. Anthony Rendon	546
3. Bryce Harper	521
4. Ian Desmond	432
5. Jayson Werth	393
6. Juan Soto	358
7. Wilson Ramos	320
8. Trea Turner	306
9. Danny Espinosa	285
10. Adam LaRoche	269

GAMES

1. Ryan Zimmerman	1799
T2. Ian Desmond	927
T2. Bryce Harper	927
4. Anthony Rendon	916
5. Jayson Werth	808
6. Danny Espinosa	779
7. Trea Turner	637
8. Wilson Ramos	578
9. Michael A. Taylor	574
10. Juan Soto	565

TRIPLES

1. Trea Turner	32
2. Cristian Guzman	28
3. Ryan Zimmerman	22
4. Ian Desmond	21
5. Denard Span	19
6. Bryce Harper	18
7. Anthony Rendon	15
T8. Danny Espinosa	12
T8. Willie Harris	12
10. Wilmer Difo	11

WALKS

1. Ryan Zimmerman	646
2. Bryce Harper	585
3. Juan Soto	464
4. Anthony Rendon	409
5. Jayson Werth	403
6. Nick Johnson	286
7. Adam LaRoche	246
8. Ian Desmond	232
9. Danny Espinosa	221
10. Trea Turner	208

RUNS

1. Ryan Zimmerman	963
2. Bryce Harper	610
3. Anthony Rendon	571
4. Jayson Werth	450
5. Trea Turner	444
6. Ian Desmond	424
7. Juan Soto	399
8. Danny Espinosa	337
9. Cristian Guzman	265
10. Adam LaRoche	234

HOME RUNS

1. Ryan Zimmerman	270
2. Bryce Harper	184
3. Anthony Rendon	136
4. Juan Soto	119
5. Ian Desmond	110
6. Jayson Werth	109
7. Trea Turner	93
8. Danny Espinosa	92
9. Wilson Ramos	83
10. Adam LaRoche	82

STOLEN BASES

1. Trea Turner	192
2. Ian Desmond	122
3. Michael A. Taylor	77
4. Bryce Harper	75
5. Denard Span	62
6. Danny Espinosa	60
7. Nyjer Morgan	58
8. Roger Bernadina	56
9. Jayson Werth	55
10. Felipe Lopez	49

NATIONALS BATTING LEADERS — SINGLE-SEASON (2005-PRESENT)

BATTING AVERAGE

1. Juan Soto351 2020
2. Daniel Murphy347 2016
3. Trea Turner.....335 2020
4. Bryce Harper.....330 2015
5. Daniel Murphy322 2017
6. Dmitri Young.....320 2007
7. Anthony Rendon.....319 2019
8. Jayson Werth.....318 2013
9. Cristian Guzman.....316 2008
10. Yunel Escobar.....314 2015

GAMES

T1. Trea Turner 162 2018
T1. Ryan Zimmerman 162 2007
3. Austin Kearns161 2007
4. Danny Espinosa.....160 2012
T5. Adam Dunn.....159 2009
T5. Bryce Harper.....159 2018
T5. Alfonso Soriano.....159 2006
T8. Ian Desmond158 2013
T8. Adam Dunn.....158 2010
T8. Danny Espinosa.....158 2011

AT-BATS

1. Trea Turner 664 2018
2. Ryan Zimmerman653 2007
3. Alfonso Soriano.....647 2006
4. Ryan Zimmerman614 2006
5. Anthony Rendon.....613 2014
T6. Denard Span610 2013
T6. Denard Span610 2014
T6. Ryan Zimmerman610 2009
9. Felipe Lopez.....603 2007
10. Ian Desmond600 2013

RUNS

1. Alfonso Soriano.....119 2006
2. Bryce Harper.....118 2015
3. Anthony Rendon.....117 2019
T4. Anthony Rendon 111 2014
T4. Juan Soto111 2021
T6. Juan Soto110 2019
T6. Ryan Zimmerman110 2009
T8. Adam Eaton.....103 2019
T8. Bryce Harper.....103 2018
T8. Trea Turner.....103 2018

HITS

T1. Daniel Murphy184 2016
T1. Denard Span 184 2014
3. Cristian Guzman.....183 2008
4. Trea Turner.....180 2018
5. Alfonso Soriano.....179 2006
6. Ryan Zimmerman.....178 2009
T7. Anthony Rendon.....176 2014
T7. Ryan Zimmerman.....176 2006
T9. Anthony Rendon.....174 2019
T9. Ryan Zimmerman.....174 2007

DOUBLES

T1. Daniel Murphy 47 2016
T1. Ryan Zimmerman.....47 2006
3. Nick Johnson46 2006
T4. Anthony Rendon 44 2018
T4. Anthony Rendon 44 2019
T6. Ryan Church.....43 2007
T6. Daniel Murphy 43 2017
T6. Ryan Zimmerman43 2007
9. Brad Wilkerson.....42 2005
T10. Anthony Rendon.....41 2017
T10. Alfonso Soriano.....41 2006

TRIPLES

1. Denard Span 11 2013
2. Bryce Harper9 2012
T3. Denard Span8 2014
T3. Trea Turner8 2016
T5. Wilmer Difo.....7 2018
T5. Adam Eaton7 2019
T5. Cristian Guzman7 2009
T5. Nyjer Morgan.....7 2010
T5. Ben Revere.....7 2016
T5. Brad Wilkerson.....7 2005

HOME RUNS

1. Alfonso Soriano.....46 2006
2. Bryce Harper 42 2015
T3. Adam Dunn.....38 2009
T3. Adam Dunn.....38 2010
5. Ryan Zimmerman.....36 2017
T6. Bryce Harper.....34 2018
T6. Anthony Rendon.....34 2019
T6. Juan Soto34 2019
T9. Adam LaRoche.....33 2012
T9. Ryan Zimmerman.....33 2009

TOTAL BASES

1. Alfonso Soriano.....362 2006
2. Bryce Harper.....338 2015
3. Anthony Rendon.....326 2019
4. Ryan Zimmerman.....320 2009
5. Daniel Murphy316 2016
6. Ryan Zimmerman.....300 2017
T7. Adam Dunn.....299 2010
T7. Ryan Zimmerman.....299 2007
9. Juan Soto297 2019
10. Adam LaRoche.....291 2012

RBI

1. Anthony Rendon 126 2019
T2. Juan Soto110 2019
T2. Ryan Zimmerman.....110 2006
4. Ryan Zimmerman108 2017
5. Ryan Zimmerman.....106 2009
6. Adam Dunn.....105 2009
7. Daniel Murphy104 2016
8. Adam Dunn.....103 2010
T9. Bryce Harper.....100 2018
T9. Adam LaRoche.....100 2012
T9. Anthony Rendon.....100 2017

WALKS

1. Juan Soto 145 2021
2. Bryce Harper 130 2018
2. Bryce Harper.....124 2015
4. Adam Dunn.....116 2009
5. Nick Johnson110 2006
T6. Bryce Harper.....108 2016
T6. Juan Soto108 2019
8. Juan Soto91 2022
T9. Anthony Rendon.....84 2017
T9. Brad Wilkerson.....84 2005
10. Jayson Werth.....83 2014

STOLEN BASES

1. Trea Turner46 2017
2. Trea Turner 43 2018
3. Alfonso Soriano.....41 2006
4. Trea Turner.....35 2019
5. Nyjer Morgan.....34 2010
6. Trea Turner.....33 2016
7. Denard Span.....31 2014
8. Victor Robles28 2019
9. Ian Desmond25 2011
T10. Ian Desmond24 2014
T10. Felipe Lopez.....24 2007
T10. Lastings Milledge.....24 2008
T10. Nyjer Morgan.....24 2009
T10. Michael A. Taylor.....24 2018

BOLD - Led National League

NATIONALS PITCHING LEADERS — ALL-TIME (2005-PRESENT)

GAMES PITCHED

1. Tyler Clippard414
2. Drew Storen 355
3. Sean Burnett 255
4. Stephen Strasburg246
5. Saul Rivera 245
6. Jon Rauch 236
7. Craig Stammen229
8. Chad Cordero 224
9. Gio Gonzalez 213
10. Max Scherzer189

WINS

1. Stephen Strasburg113
2. Max Scherzer 92
3. Gio Gonzalez 86
4. Jordan Zimmermann 70
5. Tanner Roark 64
6. Livan Hernandez 64
7. John Lannan 42
8. Tyler Clippard 34
9. Patrick Corbin 31
- T10. Joe Ross 26
- T10. Craig Stammen 26

LOSSES

1. Gio Gonzalez 65
2. Stephen Strasburg 61
3. Tanner Roark 54
4. John Lannan 52
5. Jordan Zimmermann 50
6. Patrick Corbin 49
- T7. Livan Hernandez 47
- T7. Max Scherzer 47
9. Ross Detwiler 32
10. Joe Ross 28

SAVES

1. Chad Cordero113
2. Drew Storen 95
- T3. Sean Doolittle 75
- T3. Rafael Soriano 75
5. Tyler Clippard 34
- T6. Matt Capps 26
- T6. Jonathan Papelbon 26
8. Jon Rauch 23
9. Kyle Finnegan 22
10. Brad Hand 21

GAMES STARTED

1. Stephen Strasburg 247
2. Gio Gonzalez 213
3. Max Scherzer 189
4. Jordan Zimmermann 178
5. Tanner Roark 141
6. John Lannan 134
7. Livan Hernandez 129
8. Patrick Corbin 106
9. Joe Ross 76
10. Ross Detwiler 69

INNINGS

1. Stephen Strasburg1470.0
2. Gio Gonzalez1253.1
3. Max Scherzer 1229.0
4. Jordan Zimmermann1094.0
5. Tanner Roark 935.0
6. Livan Hernandez 828.2
7. John Lannan 783.2
8. Patrick Corbin 592.0
9. Craig Stammen490.2
10. Ross Detwiler471.0

COMPLETE GAMES

1. Max Scherzer 11
2. Jordan Zimmermann 8
3. Livan Hernandez 6
4. Gio Gonzalez 3
- T5. John Lannan 2
- T5. John Patterson 2
- T5. Stephen Strasburg 2
- T8. MANY PLAYERS 1

SHUTOUTS

- T1. Max Scherzer 4
- T1. Jordan Zimmermann 4
- T3. Gio Gonzalez 2
- T3. Livan Hernandez 2
- T3. Stephen Strasburg 2
- T6. MANY PLAYERS 1

ERA (MIN 250.0 IP)

1. Tyler Clippard2.68
2. Max Scherzer 2.80
3. Drew Storen 3.02
4. Doug Fister 3.10
5. Stephen Strasburg 3.24
6. Jordan Zimmermann 3.32
7. Jon Rauch 3.40
8. Tanner Roark 3.59
9. Gio Gonzalez 3.62
10. Ross Detwiler 3.82

STRIKEOUTS

1. Stephen Strasburg1723
2. Max Scherzer 1610
3. Gio Gonzalez 1215
4. Jordan Zimmermann 903
5. Tanner Roark 732
6. Patrick Corbin 569
7. Tyler Clippard 530
8. Livan Hernandez 476
9. John Lannan 410
10. Joe Ross 403

WALKS ALLOWED

1. Gio Gonzalez 485
2. Stephen Strasburg 394
3. John Lannan 296
4. Max Scherzer 280
5. Tanner Roark 263
6. Livan Hernandez 262
7. Jordan Zimmermann 221
8. Patrick Corbin 197
9. Tyler Clippard 186
10. Ross Detwiler 154

HOME RUNS ALLOWED

- T1. Max Scherzer149
- T1. Stephen Strasburg149
3. Jordan Zimmermann104
4. Gio Gonzalez 99
- T5. Tanner Roark 98
- T5. Patrick Corbin 98
7. Livan Hernandez 82
8. John Lannan 77
9. Jason Bergmann 65
10. Joe Ross 59



NATIONALS PITCHING LEADERS — SINGLE-SEASON (2005-PRESENT)

GAMES PITCHED

1. Jon Rauch.....	88	2007
T2. Jon Rauch.....	85	2006
T2. Saul Rivera.....	85	2007
4. Gary Majewski.....	79	2005
T5. Wander Suero.....	78	2019
T5. Tyler Clippard.....	78	2010
T7. Chad Cordero.....	76	2007
T7. Saul Rivera.....	76	2008
8. Tyler Clippard.....	75	2014
T10. Tyler Clippard.....	74	2012
T10. Chad Cordero.....	74	2005

WINS

1. Gio Gonzalez.....	21	2012
2. Max Scherzer.....	20	2016
3. Jordan Zimmermann.....	19	2013
T4. Stephen Strasburg.....	18	2019
T4. Max Scherzer.....	18	2018
T6. Doug Fister.....	16	2014
T6. Tanner Roark.....	16	2016
T6. Max Scherzer.....	16	2017
T9. MANY PLAYERS.....	15	

LOSSES

1. Patrick Corbin.....	19	2022
T2. Patrick Corbin.....	16	2021
T2. Ramon Ortiz.....	16	2006
T4. John Lannan.....	15	2008
T4. Tanner Roark.....	15	2018
6. Dan Haren.....	14	2013
T7. Livan Hernandez.....	13	2011
T7. John Lannan.....	13	2009
T7. John Lannan.....	13	2011
T10. Tony Armas.....	12	2006
T10. Livan Hernandez.....	12	2010
T10. Odalis Perez.....	12	2008
T10. Max Scherzer.....	12	2015

SAVES

1. Chad Cordero.....	47	2005
T2. Rafael Soriano.....	43	2013
T2. Drew Storen.....	43	2011
4. Chad Cordero.....	37	2007
T5. Tyler Clippard.....	32	2012
T5. Rafael Soriano.....	32	2014
T7. Chad Cordero.....	29	2006
T7. Sean Doolittle.....	29	2019
T7. Drew Storen.....	29	2015
10. Matt Capps.....	26	2010

GAMES STARTED

1. Livan Hernandez.....	35	2005
T2. Esteban Loaiza.....	34	2005
T2. Max Scherzer.....	34	2016
T2. Stephen Strasburg.....	34	2014
T5. MANY PLAYERS.....	33	

INNINGS

1. Livan Hernandez.....	246.1	2005
2. Max Scherzer.....	228.2	2015
3. Max Scherzer.....	228.1	2016
4. Max Scherzer.....	220.2	2018
5. Esteban Loaiza.....	217.0	2005
6. Stephen Strasburg.....	215.0	2014
7. Jordan Zimmermann.....	213.1	2013
8. Livan Hernandez.....	211.2	2010
9. Tanner Roark.....	210.0	2016
10. Stephen Strasburg.....	209.0	2019

INNINGS (RELIEVERS ONLY)

1. Saul Rivera.....	93.0	2007
2. Jon Rauch.....	91.1	2006
3. Tyler Clippard.....	91.0	2010
T4. Tyler Clippard.....	88.1	2011
T4. Craig Stammen.....	88.1	2012
6. Jon Rauch.....	87.1	2007
7. Gary Majewski.....	86.0	2005
8. Joel Hanrahan.....	84.1	2008
9. Saul Rivera.....	84.0	2008
10. Craig Stammen.....	81.2	2013

COMPLETE GAMES

T1. Max Scherzer.....	4	2015
T1. Jordan Zimmermann.....	4	2013
3. Jordan Zimmermann.....	3	2014
T4. Gio Gonzalez.....	2	2012
T4. Livan Hernandez.....	2	2005
T4. Livan Hernandez.....	2	2010
T4. John Lannan.....	2	2009
T4. John Patterson.....	2	2005
T4. Max Scherzer.....	2	2018
T4. Max Scherzer.....	2	2017
T11. MANY PLAYERS.....	1	

SHUTOUTS

1. Max Scherzer.....	3	2015
T2. Jordan Zimmermann.....	2	2013
T2. Jordan Zimmermann.....	2	2014
T4. MANY PLAYERS.....	1	

ERA

1. Doug Fister.....	2.41	2014
2. Max Scherzer.....	2.51	2017
3. Stephen Strasburg.....	2.52	2017
4. Max Scherzer.....	2.53	2018
5. Jordan Zimmermann.....	2.66	2014
6. Max Scherzer.....	2.79	2015
7. Tanner Roark.....	2.83	2016
8. Tanner Roark.....	2.85	2014
9. Gio Gonzalez.....	2.89	2012
10. Max Scherzer.....	2.92	2019

STRIKEOUTS

1. Max Scherzer.....	300	2018
2. Max Scherzer.....	284	2016
3. Max Scherzer.....	276	2015
4. Max Scherzer.....	268	2017
5. Stephen Strasburg.....	251	2019
6. Max Scherzer.....	243	2019
7. Stephen Strasburg.....	242	2014
8. Patrick Corbin.....	238	2019
9. Gio Gonzalez.....	207	2012
10. Stephen Strasburg.....	204	2017

HOME RUNS ALLOWED

1. Josiah Gray.....	38	2022
2. Patrick Corbin.....	37	2021
T3. Ramon Ortiz.....	31	2006
T3. Max Scherzer.....	31	2016
5. Dan Haren.....	28	2013
T6. Tim Redding.....	27	2008
T6. Max Scherzer.....	27	2015
T8. Mike Bacsik.....	26	2007
T8. Matt Chico.....	26	2007
T10. Jason Bergmann.....	25	2008
T10. Livan Hernandez.....	25	2005
T12. Patrick Corbin.....	24	2019
T12. Stephen Strasburg.....	24	2019
T12. Tanner Roark.....	24	2018
T12. Jordan Zimmermann.....	24	2015

BOLD - Led National League



ANNUAL SEASON SERIES

ARIZONA			
YR	HOME	ROAD	TOTAL
'05	3-0	1-2	4-2
'06	3-0	2-1	5-1
'07	0-4	1-2	1-6
'08	1-2	1-2	2-4
'09	3-0	2-1	5-1
'10	2-1	2-2	4-3
'11	1-3	2-2	3-5
'12	2-1	2-1	4-2
'13	2-1	2-1	4-2
'14	4-0	2-1	6-1
'15	2-2	2-1	4-3
'16	2-2	3-0	5-2
'17	2-1	2-1	4-2
'18	1-2	4-0	5-2
'19	2-2	1-2	3-4
'20	—	—	—
'21	2-2	2-1	4-3
'22	2-2	1-2	3-4
TOT.	34-25	32-22	66-47

ATLANTA			
YR	HOME	ROAD	TOTAL
'05	5-4	4-6	9-10
'06	4-5	4-5	8-10
'07	5-4	2-7	7-11
'08	7-2	5-4	12-6
'09	4-5	4-5	8-10
'10	6-3	4-5	10-8
'11	5-4	4-5	9-9
'12	5-4	5-4	10-8
'13	2-7	4-6	6-13
'14	5-5	3-6	8-11
'15	10-0	4-5	14-5
'16	9-1	6-3	15-4
'17	4-6	6-3	10-9
'18	5-4	4-6	9-10
'19	3-6	5-5	8-11
'20	1-3	3-3	4-6
'21	1-8	4-6	5-14
'22	2-8	3-7	5-14
TOT.	84-77	73-92	157-169

CHICAGO (NL)			
YR	HOME	ROAD	TOTAL
'05	2-1	3-0	5-1
'06	3-0	1-2	4-2
'07	1-3	0-3	1-6
'08	2-1	1-2	3-3
'09	0-4	2-1	2-5
'10	0-3	2-1	2-4
'11	3-1	1-2	4-3
'12	4-0	2-1	6-1
'13	1-2	3-1	4-3
'14	2-1	2-2	4-3
'15	1-3	2-1	3-4
'16	2-1	0-4	2-5
'17	2-2	2-1	4-3
'18	2-2	1-2	3-4
'19	1-2	3-0	4-2
'20	—	—	—
'21	2-1	1-3	3-4
'22	1-2	1-2	2-4
TOT.	29-29	27-28	56-57

CINCINNATI			
YR	HOME	ROAD	TOTAL
'05	1-2	0-3	1-5
'06	0-3	1-2	1-5
'07	3-0	3-1	6-1
'08	3-0	0-4	3-4
'09	1-2	3-1	4-3
'10	1-2	2-2	3-4
'11	2-1	0-3	2-4
'12	3-1	2-1	5-2
'13	3-1	1-2	4-3
'14	1-2	2-1	3-3
'15	1-2	0-3	1-5
'16	3-1	1-2	4-3
'17	2-1	4-0	6-1
'18	3-1	3-0	6-1
'19	3-0	2-1	5-1
'20	—	—	—
'21	1-2	1-3	2-5
'22	1-2	3-1	4-3
TOT.	32-23	28-30	60-53

COLORADO			
YR	HOME	ROAD	TOTAL
'05	1-2	3-0	4-2
'06	0-4	0-4	0-8
'07	3-1	0-3	3-4
'08	0-3	3-1	3-4
'09	0-3	0-3	0-6
'10	2-2	1-3	3-5
'11	1-2	2-2	3-4
'12	1-2	2-2	3-4
'13	2-2	2-1	4-3
'14	3-0	2-1	5-1
'15	1-2	2-1	3-3
'16	1-2	1-2	2-4
'17	1-2	3-1	4-3
'18	1-3	1-2	2-5
'19	3-1	1-2	4-3
'20	—	—	—
'21	1-2	1-2	2-4
'22	3-1	1-2	4-3
TOT.	24-34	25-32	49-66

LOS ANGELES (NL)			
YR	HOME	ROAD	TOTAL
'05	2-1	2-1	4-2
'06	2-1	0-3	2-4
'07	1-2	0-3	1-5
'08	3-0	0-3	3-3
'09	1-2	1-1	2-3
'10	2-1	1-2	3-3
'11	1-2	1-2	2-4
'12	2-1	0-3	2-4
'13	0-3	1-2	1-5
'14	2-1	2-1	4-2
'15	1-2	1-2	2-4
'16	1-2	0-3	1-5
'17	1-2	2-1	3-3
'18	0-3	1-2	1-5
'19	1-2	2-2	3-4
'20	—	—	—
'21	0-4	0-3	0-7
'22	1-2	2-1	3-3
TOT.	21-31	16-35	37-66

MIAMI			
YR	HOME	ROAD	TOTAL
'05	4-5	5-4	9-9
'06	4-5	3-6	7-11
'07	7-2	3-6	10-8
'08	1-7	2-7	3-14
'09	4-5	2-7	6-12
'10	2-7	3-6	5-13
'11	2-7	5-4	7-11
'12	6-3	3-6	9-9
'13	9-1	5-4	14-5
'14	6-3	7-3	13-6
'15	7-3	3-6	10-9
'16	5-4	5-5	10-9
'17	8-2	5-4	13-6
'18	7-3	6-3	13-6
'19	9-1	6-3	15-4
'20	2-3	2-3	4-6
'21	6-3	5-5	11-8
'22	2-8	2-7	4-15
TOT.	91-72	74-89	163-161

MILWAUKEE			
YR	HOME	ROAD	TOTAL
'05	3-1	1-3	4-4
'06	2-1	3-0	5-1
'07	2-1	0-3	2-4
'08	2-2	0-4	2-6
'09	1-3	2-2	3-5
'10	2-1	0-3	2-4
'11	3-0	0-3	3-3
'12	2-2	3-1	5-3
'13	2-2	2-1	4-3
'14	2-1	2-1	4-2
'15	2-1	2-2	4-3
'16	1-2	1-2	2-4
'17	2-1	1-3	3-4
'18	1-2	1-2	2-4
'19	2-1	0-3	2-4
'20	—	—	—
'21	0-3	1-2	1-5
'22	2-1	1-2	3-3
TOT.	31-25	20-37	51-62

NEW YORK (NL)			
YR	HOME	ROAD	TOTAL
'05	3-7	5-4	8-11
'06	1-8	5-4	6-12
'07	3-6	6-3	9-9
'08	3-6	3-6	6-12
'09	6-3	2-7	8-10
'10	4-5	5-4	9-9
'11	4-5	6-3	10-8
'12	6-3	9-1	14-4
'13	5-4	7-3	12-7
'14	6-3	9-1	15-4
'15	3-6	5-5	8-11
'16	6-3	6-4	12-7
'17	5-4	8-2	13-6
'18	3-6	5-5	8-11
'19	4-5	3-7	7-12
'20	4-2	2-2	6-4
'21	6-4	2-7	8-11
'22	3-7	2-7	5-14
TOT.	75-87	89-75	164-162

PHILADELPHIA			
YR	HOME	ROAD	TOTAL
'05	3-6	5-5	8-11
'06	6-4	4-5	10-9
'07	3-6	3-6	6-12
'08	3-6	3-6	6-12
'09	2-7	1-8	3-15
'10	4-5	2-7	6-12
'11	5-4	5-4	10-8
'12	5-4	4-5	9-9
'13	7-2	4-6	11-8
'14	6-4	3-6	9-10
'15	6-4	6-3	12-7
'16	6-4	8-1	14-5
'17	7-3	4-5	11-8
'18	5-4	6-4	11-8
'19	9-1	5-4	14-5
'20	3-3	0-4	3-7
'21	1-9	5-4	6-13
'22	2-7	1-9	3-16
TOT.	83-85	69-92	152-175

PITTSBURGH			
YR	HOME	ROAD	TOTAL
'05	3-0	2-1	5-1
'06	2-1	1-2	3-3
'07	1-2	1-2	2-4
'08	3-1	1-2	4-3
'09	1-3	2-2	3-5
'10	3-0	2-1	5-1
'11	3-2	1-2	4-4
'12	1-1	1-2	2-3
'13	1-3	2-1	3-4
'14	3-0	1-3	4-3
'15	3-0	1-4	4-3
'16	2-1	2-1	4-2
'17	2-2	1-2	3-4
'18	4-0	1-2	5-2
'19	1-2	3-1	4-3
'20	—	—	—
'21	3-0	1-2	4-2
'22	2-1	1-3	3-4
TOT.	36-18	22-29	62-51

ST. LOUIS			
YR	HOME	ROAD	TOTAL
'05	1-2	1-2	2-4
'06	2-1	1-3	3-4
'07	3-0	2-1	5-1
'08	1-2	0-3	1-5
'09	1-3	0-3	1-6
'10	3-1	0-2	3-3
'11	3-0	1-2	4-2
'12	3-1	1-2	4-3
'13	0-3	0-3	0-6
'14	2-2	0-3	2-5
'15	1-2	1-2	2-4
'16	2-2	3-0	5-2
'17	2-1	1-2	3-3
'18	1-2	1-3	2-5
'19	1-3	1-2	2-5
'20	—	—	—
'21	2-1	2-1	4-2
'22	1-2	2-2	3-4
TOT.	29-28	17-36	46-64

SAN DIEGO			
YR	HOME	ROAD	TOTAL
'05	0-3	1-2	1-5
'06	0-3	1-2	1-5
'07	1-2	1-2	2-4
'08	0-3	1-2	1-5
'09	2-1	0-3	2-4
'10	2-1	1-2	3-3
'11	1-2	3-1	4-3
'12	1-1	2-1	3-2
'13	3-0	2-2	5-2
'14	2-2	2-1	4-3
'15	2-1	3-1	5-2
'16	1-2	2-2	3-4
'17	2-1	3-1	5-2
'18	2-1	2-1	4-2
'19	1-2	2-2	3-4
'20	—	—	—
'21	1-2	2-2	3-4
'22	1-2	2-2	3-4
TOT.	22-29	30-29	55-62

SAN FRANCISCO			
YR	HOME	ROAD	TOTAL
'05	1-2	2-1	3-3
'06	3-0	2-1	5-1
'07	2-1	2-2	4-3
'08	0-4	0-3	0-7
'09	1-2	1-2	2-4
'10	1-2	1-2	2-4
'11	3-1	1-2	4-3
'12	3-0	2-1	5-1
'13	2-1	1-2	3-3
'14	2-1	3-1	5-2
'15	3-0	0-4	3-4
'16	2-1	2-2	4-3
'17	2-1	3-0	5-1
'18	1-2	1-2	2-4
'19	2-1	3-0	5-1
'20	—	—	—
'21	2-2	0-3	2-5
'22	0-3	2-1	2-4
TOT.	30-24	26-29	58-57

BALTIMORE			
YR	HOME	ROAD	TOTAL
'05	—	—	—
'06	2-1	1-2	3-3
'07	1-2	3-0	4-2
'08	2-1	1-2	3-3
'09	1-2	1-2	2-4
'10	2-1	0-3	2-4
'11	2-1	1-2	3-3
'12	1-2	1-2	2-4
'13	1-1	0-2	1-3
'14	0-2	1-1	1-3
'15	0-3	2-1	2-4
'16	1-1	0-2	1-3

ANNUAL SEASON SERIES (CONTINUED)

KANSAS CITY			
YR	HOME	ROAD	TOTAL
'05	—	—	—
'06	—	—	—
'07	—	—	—
'08	—	—	—
'09	—	—	—
'10	2-1	—	2-1
'11	—	—	—
'12	—	—	—
'13	—	2-1	2-1
'14	—	—	—
'15	—	—	—
'16	—	2-1	2-1
'17	—	—	—
'18	—	—	—
'19	2-1	—	2-1
'20	—	—	—
'21	—	—	—
'22	—	—	—
TOT.	4-2	4-2	8-4

LOS ANGELES (AL)			
YR	HOME	ROAD	TOTAL
'05	—	2-1	2-1
'06	—	—	—
'07	—	—	—
'08	1-2	—	1-2
'09	—	—	—
'10	—	—	—
'11	—	0-3	0-3
'12	—	—	—
'13	—	—	—
'14	1-2	—	1-2
'15	—	—	—
'16	—	—	—
'17	1-1	1-1	2-2
'18	—	—	—
'19	—	—	—
'20	—	—	—
'21	—	—	—
'22	—	1-2	1-2
TOT.	3-5	4-7	7-12

MINNESOTA			
YR	HOME	ROAD	TOTAL
'05	—	—	—
'06	—	—	—
'07	—	2-1	2-1
'08	—	0-3	0-3
'09	—	—	—
'10	—	—	—
'11	—	—	—
'12	—	—	—
'13	2-1	—	2-1
'14	—	—	—
'15	—	—	—
'16	3-0	—	3-0
'17	—	—	—
'18	—	—	—
'19	—	2-1	2-1
'20	—	—	—
'21	—	—	—
'22	—	—	—
TOT.	5-1	4-5	9-6

NEW YORK (AL)			
YR	HOME	ROAD	TOTAL
'05	—	—	—
'06	2-1	—	2-1
'07	—	—	—
'08	—	—	—
'09	—	2-1	2-1
'10	—	—	—
'11	—	—	—
'12	0-3	—	0-3
'13	—	—	—
'14	—	—	—
'15	2-0	1-1	3-1
'16	—	—	—
'17	—	—	—
'18	1-1	1-1	2-2
'19	—	—	—
'20	1-2	—	1-2
'21	—	1-2	1-2
'22	—	—	—
TOT.	6-7	5-5	11-12

OAKLAND			
YR	HOME	ROAD	TOTAL
'05	3-0	—	3-0
'06	—	—	—
'07	—	—	—
'08	—	—	—
'09	—	—	—
'10	—	—	—
'11	—	—	—
'12	—	—	—
'13	—	—	—
'14	—	0-3	0-3
'15	—	—	—
'16	—	—	—
'17	—	2-1	2-1
'18	—	—	—
'19	—	—	—
'20	—	—	—
'21	—	—	—
'22	2-1	—	2-1
TOT.	5-1	2-4	7-5

SEATTLE			
YR	HOME	ROAD	TOTAL
'05	3-0	—	3-0
'06	—	—	—
'07	—	—	—
'08	—	3-0	3-0
'09	—	—	—
'10	—	—	—
'11	3-0	—	3-0
'12	—	—	—
'13	—	—	—
'14	—	2-1	2-1
'15	—	—	—
'16	—	—	—
'17	2-1	—	2-1
'18	—	—	—
'19	—	—	—
'20	—	—	—
'21	—	—	—
'22	0-2	1-1	1-3
TOT.	8-3	6-2	14-5

TAMPA BAY			
YR	HOME	ROAD	TOTAL
'05	—	—	—
'06	2-1	—	2-1
'07	—	—	—
'08	—	—	—
'09	—	0-3	0-3
'10	—	—	—
'11	—	—	—
'12	2-1	—	2-1
'13	—	—	—
'14	—	—	—
'15	0-2	1-1	1-3
'16	—	—	—
'17	—	—	—
'18	2-0	0-2	2-2
'19	—	—	—
'20	2-0	1-1	3-1
'21	2-0	1-1	3-1
'22	—	—	—
TOT.	10-4	3-8	13-12

TEXAS			
YR	HOME	ROAD	TOTAL
'05	—	1-2	1-2
'06	—	—	—
'07	—	—	—
'08	1-2	—	1-2
'09	—	—	—
'10	—	—	—
'11	—	—	—
'12	—	—	—
'13	—	—	—
'14	2-1	—	2-1
'15	—	—	—
'16	—	—	—
'17	0-3	—	0-3
'18	—	—	—
'19	—	—	—
'20	—	—	—
'21	—	—	—
'22	—	2-1	2-1
TOT.	3-6	3-3	6-9

TORONTO			
YR	HOME	ROAD	TOTAL
'05	2-1	1-2	3-3
'06	—	0-3	0-3
'07	—	1-2	1-2
'08	—	—	—
'09	2-1	—	2-1
'10	—	—	—
'11	—	—	—
'12	—	3-0	3-0
'13	—	—	—
'14	—	—	—
'15	1-2	—	1-2
'16	—	—	—
'17	—	—	—
'18	—	0-3	0-3
'19	—	—	—
'20	2-2	—	—
'21	2-0	1-1	3-1
'22	—	—	—
TOT.	9-6	6-11	15-17



WASHINGTON NATIONALS RECORD BOOK (2005-PRESENT)

Washington Nationals (2005-present)
 RFK Stadium (2005-2007)
 Nationals Park (2008-present)

CATEGORY	CLUB GENERAL	RECORD
Most Wins, Season		98 [2012]
Most Wins, Season Home		51 [2014]
Most Wins, Season Road		50 [2017]
Most Wins, Month		20 [June 2005 and May 2018]
Most Losses, Season		107 [2022]
Most Losses, Season Home		55 [2022]
Most Losses, Season Road		56 [2008]
Most Losses, Month		20 [May, 2009; Aug. 2021]
Most Consecutive Wins (single season)		10 [June 2-12, 2005 and Aug. 12-21, 2014]
Most Consecutive Wins, Home (single season)		12 [June 2-25, 2005]
Most Consecutive Wins, Road (single season)		10 [May 20-30, 2018]
Most Consecutive Losses (single season)		12 [Aug. 8-20, 2008]
Most Consecutive Losses, Home (single season)		9 [April 20-May 10, 2009]
Most Consecutive Losses, Road (single season)		10 [May 25-June 16, 2022]
Most Wins Over One Club, Season		15 [NYM in 2014, ATL in 2016 and MIA in 2019]
Most Wins Over One Club, Home		10 [ATL, 2015]
Most Wins Over One Club, Road		9 [NYM in 2014]
Most Wins Over One Club, Consecutive		13 [SEA, June 10, 2005-May 24, 2017]
Most Losses To One Club, Season		16 [PHI in 2022]
Most Losses To One Club, Home		8 [NYM in 2006, MIA and ATL in 2022]
Most Losses To One Club, Road		9 [PHI in 2022]
Most Losses To One Club, Consecutive		10 [FLA, Sept. 24, 2008-July 1, 2009]
Most Shut-Out Wins, Season		19 [2014]
Most Times Shut Out, Season		21 [2008]
Highest Single-Game Paid Attendance (reg. season and Postseason)		45,966 [Game 5, 2012 NLDS vs. STL]

THE FIRSTS OF THE WASHINGTON NATIONALS (ALL OCCURRED APRIL 4, 2005 AT PHI UNLESS OTHERWISE NOTED)

FEAT	PLAYER
First starting lineup	Wilkerson (8), Guzman (6), Vidro (4), Guillen (9), Johnson (3), Castilla (5), Sledge (7), Schneider (2), Hernandez (1)
First batter/hit	Brad Wilkerson (bloop single to RF in first inning off Jon Lieber)
First pitch	Livan Hernandez (called strike)
First run scored	Nick Johnson (scored on Sledge groundout in 2nd inning)
First double	Brian Schneider (2nd inning)
First triple	Brad Wilkerson (7th inning, April 6 at PHI)
First home run	Termel Sledge (2-run shot off Jon Lieber in the 6th inning)
First grand slam	Brad Wilkerson (August 4 vs. LAD off Duane Sanchez)
First set of back-to-back home runs	Ryan Church and Vinny Castilla (April 9 at FLA)
First multi-home run game	Jose Guillen (2 home runs, April 13 at ATL)
First home run allowed	Kenny Lofton (5th inning off Livan Hernandez)
First RBI	Termel Sledge (2nd inning RBI groundout)
First walk	Brian Schneider (6th inning)
First strikeout	Jose Guillen (first inning)
First stolen base	J.J. Davis (6th inning, April 6 at PHI)
First cycle	Brad Wilkerson (April 6 at PHI)
First reliever	T.J. Tucker (replaced Hernandez with 2 outs in the 5th inning)
First win	Joey Eischen (in relief, April 6 at PHI in 7-3 victory)
First win for starting pitcher	Tommy Ohka (April 13 at ATL)
First loss	Livan Hernandez
First save	Chad Cordero (April 12 at ATL)
First hold	Luis Ayala (April 6 at PHI)
First error	Brian Schneider (first inning on attempted stolen base)
First strikeout victim	Bobby Abreu (swinging in first inning against Hernandez)
First shutout	April 20 vs. ATL (W2-0 behind Zach Day and 2 relievers)
First complete-game shutout	John Patterson (August 4 vs. LAD)
First no-hitter	Jordan Zimmermann (September 28, 2014 vs. MIA)

NATIONALS FIRSTS



THE LONGEST GAMES IN NATIONALS HISTORY (* = POSTSEASON)

LONG GAMES

LONGEST GAME, INNINGS		LONGEST GAME, TIME / 9 INN.		LONGEST GAME, TIME	
# INN.	DATE (RESULT)	T.O.G.	DATE (RESULT)	T.O.G.	DATE (RESULT)
18.....	7/17/16 vs. PIT (L1-2)	4:37.....	10/12/17 vs. CHI (L8-9)*	6:23.....	10/4/14 vs. SFG (L1-2)*
18.....	10/4/14 vs. SFG (L1-2)*	4:32.....	10/13/16 vs. LAD (L3-4)*	5:56.....	4/24/16 vs. MIN (W6-5)
16.....	4/24/16 vs. MIN (W6-5)	4:22.....	10/1/17 vs. PIT (L8-11)	5:48.....	7/17/16 vs. PIT (L1-2)
16.....	6/24/14 at MIL (W4-2)	4:19.....	6/23/21 at PHI (W13-12)	5:40.....	8/17/19 vs. MIL (L14-15)
15.....	5/19/14 vs. CIN (L3-4)	4:18.....	8/21/21 at MIL (L6-9)	5:34.....	9/3/14 at LAD (W8-5)
15.....	8/17/13 at ATL (W8-7)	4:15.....	7/16/21 vs. SDP (L24-8)	5:29.....	8/17/13 at ATL (W8-7)
15.....	10/4/09 at ATL (W2-1)	4:14.....	9/23/18 vs. NYM (L6-8)	5:22.....	6/24/14 at MIL (W4-2)

MARGIN OF VICTORY

Largest Margin of Victory 21 [July 31, 2018 vs. NYM (W25-4)]
 Largest Margin of Victory, Shutout 15 [Aug. 26, 2018 vs. NYM (W15-0); Sept. 20, 2020 at MIA (W15-0)]
 Largest Margin of Defeat 16 [Jul 16, 2021 vs. SDP (L24-8)]
 Largest Margin of Defeat, Shutout 15 [April 5, 2013 at CIN (L15-0)]

ONE-RUN GAMES

Most Consecutive One-Run Games 6 [June 21-27, 2010 and July 4-9, 2011]
 Most Consecutive One-Run Wins 12 [June 3-July 5, 2005]
 Most Consecutive One-Run Losses 13 [July 7-Aug. 6, 2005]

DEFICITS OVERCOME

Largest Deficit Overcome To Win 9 [July 5, 2018 vs. MIA (down 9-0 after T4th, W14-12)]
 Largest Deficit Overcome To Win, Home 9 [July 5, 2018 vs. MIA (down 9-0 after T4th, W14-12)]
 Largest Deficit Overcome To Win, Road 8 [April 28, 2015 at ATL (down 10-2 after B4th, W13-12)]
 Largest Deficit Overcome To Win, 9th Inn. or Later 6 [Sept. 3, 2019 vs. NYM (down 10-4 after T9th, W11-10)]

LEADS RELINQUISHED

Largest Lead Relinquished In Loss 9 [July 20, 2012 vs. ATL (up 9-0 after 5 inn., L11-10)]
 Largest Lead Relinquished In Loss, Home 9 [July 20, 2012 vs. ATL (up 9-0 after 5 inn., L11-10)]
 Largest Lead Relinquished In Loss, Road 8 [July 8 at SDP (Up 8-0 after T4th, L 9-8)]
 Largest Lead Relinquished In Loss, 9th Inning or Later 5 [Sept. 17, 2005 at SDP (up 5-0 in 9th, L8-5 in 12 inn.)]

LENGTH OF GAME

Longest Game, 9 innings* 4:22 [Oct. 1, 2017 vs. PIT (L11-8)]
 Longest Game, 9-innings, Home* 4:22 [Oct. 1, 2017 vs. PIT (L11-8)]
 Longest Game, 9-innings, Road* 4:01 [Aug. 21, 2021 at MIL (L9-6)]
 Longest Game, Extra Innings* 5:56 [April 24, 2016 vs. MIN (16 inn., W6-5)]
 Longest Game, Extra Innings, Home 5:56 [April 24, 2016 vs. MIN (16 inn., W6-5)]
 Longest Game, Extra Innings, Road* 5:34 [Sept. 3, 2014 at LAD (14 inn., W8-5)]
 Longest Game, Innings Played* 18 [July 17, 2016 vs. PIT (L2-1)]
 Longest Game, Innings Played, Home* 18 [July 17, 2016 vs. PIT (L2-1)]
 Longest Game, Innings Played, Road 16 [June 24, 2014 at MIL (W4-2)]
 Shortest Game 1:31 [July 29, 2007 at NYM (rain-shortened 4.1-inn. game, L5-0)]
 Shortest Game 1:37 [June 4, 2009 vs. SFG (rain-shortened 5.2-inn. game, L4-1)]
 Shortest Game 1:31 [July 29, 2007 at NYM (rain-shortened 4.1-inn. game, L5-0)]
 Shortest Game, Extra Innings 2:32 [May 10, 2014 at OAK (10 inn., L4-3)]
 Shortest Game, Extra Innings, Home 2:46 [April 21, 2012 vs. MIA (10 inn., W3-2)]
 Shortest Game, Extra Innings, Road 2:32 [May 10, 2014 at OAK (10 inn., L4-3)]

* - Not including Postseason

PERSONNEL

Most Players Used, Season 60 [2021]
 Fewest Players Used, Season 40 [2014]
 Most Players Used, 9-inning Game 24 [Sept. 25, 2016 at PIT (W10-7)]
 Most Players Used, Game 26 [Sept. 3, 2014 at LAD (14 inn., W8-5)]
 Most Players Used, Game, Both Clubs 51 [Sept. 7, 2008 at ATL (ATL 28, WSH 23) and Sept. 3, 2014 at LAD (WSH 26, LAD 25)]



CATEGORY CLUB BATTING RECORD

RUNS SCORED

Most Runs Scored, Season.....	873 [2019]
Most Runs Scored, 9-inning Game.....	25 [July 31, 2018 vs. NYM (W25-4)]
Most Runs Scored, Game, Extra Innings.....	14 [Aug. 17, 2019 vs. MIL (14 inn., L15-14)]
Most Runs Scored, Win.....	25 [July 31, 2018 vs. NYM (W25-4)]
Most Runs Scored, Loss.....	14 [Aug. 17, 2019 vs. MIL (14 inn., L15-14)]
Most Runs Scored, Home.....	25 [July 31, 2018 vs. NYM (W25-4)]
Most Runs Scored, Road.....	17, [May 20, 2011 at BAL (W17-5); June 29, 2018 at PHI (W17-7); May 14, 2021 at ARI (W17-2)]
Most Runs Scored, Home Win.....	25 [July 31, 2018 vs. NYM (W25-4)]
Most Runs Scored, Home Loss.....	14 [Aug. 17, 2019 vs. MIL (14 inn., L15-14)]
Most Runs Scored, Road Win.....	17, [May 20, 2011 at BAL (W17-5); June 29, 2018 at PHI (W17-7); May 14, 2021 at ARI (W17-2)]
Most Runs Scored, Road Loss.....	11 [April 27, 2009 at PHI (L13-11)]
Most Runs Scored, Inning.....	11 [April 27, 2017 at COL, T7th, W (16-5)]
Most Runs Scored, In An Extra Inning.....	6 [July 23, 2012 at NYM, 10th inn. (10 inn., W8-2); Sept. 21, 2019 at MIA, 10th inn (10 inn., W10-4)]
Most Runs Scored, 3-Game Series.....	32 [Sept. 24-26, 2007 at NYM, Aug. 1-3, 2016 at ARI and Aug. 16-18 vs. MIL]
Most Runs Scored, 4-Game Series.....	46 [April 24-27, 2017 at COL]
Most Combined Runs, Game (Both Teams).....	29 [July 31, 2018 vs. NYM (W25-4) and Aug. 17, 2019 vs. MIL (14 inn., L15-14)]
Most Consecutive Games, Scoring Run(s).....	90 [Sept. 27, 2016 - July 7, 2017]
Most Consecutive Games, Shut Out.....	3 [Aug. 23-25, 2018]

BATTING AVERAGE, ON-BASE, SLUGGING PERCENTAGES

Highest Batting Average, Season.....	.266 [2017]
Highest On-Base Percentage, Season.....	.342 [2019]
Highest Slugging Percentage, Season.....	.454 [2019]

AT-BATS

Most At-Bats, Season.....	5615 [2012]
Most At-Bats, Game.....	50 [July 31, 2018 vs. NYM (W25-4)]
Most At-Bats, Game, Extra Innings.....	60 [April 24, 2016 vs. MIN (W6-5)]

HITS

Most Hits, Season.....	1447 [2017]
Most Hits, Game.....	26 [July 31, 2018 vs. NYM (W25-4)]
Most Hits, Game, Win.....	26 [July 31, 2018 vs. NYM (W25-4)]
Most Hits, Game, Loss.....	18 [Aug. 17, 2019 vs. MIL (14 inn., L15-14)]
Most Hits, Inning.....	9 [THREE TIMES; Last: Aug. 14, 2019 vs. CIN (5th inn. W17-7)]
Most Consecutive Plate Appearances with a Hit.....	8 [Aug. 20, 2016 at ATL (4th inn., W11-9)]
Fewest Hits, Season.....	1319 [2011]; 519 [2020]
Fewest Hits, Game.....	1 [SEVEN TIMES; Last: July 23, 2020 vs. NYY(5.1 inn., L4-1)]
Fewest Hits, Game, Win.....	2 [Aug. 7, 2016 vs. SFG (W1-0)]
Fewest Hits, Game, Loss.....	1 [SEVEN TIMES; Last: July 23, 2020 vs. NYY(5.1 inn., L4-1)]

EXTRA-BASE HITS

Most Extra-Base Hits, Season.....	557 [2017]
Most Extra-Base Hits, Game.....	13 [July 27, 2017 vs. MIL (W15-2)]

SINGLES

Most Singles, Season.....	964 [2008]
Most Singles, Game.....	16 [June 16, 2015 at TBR (W16-4)]

DOUBLES

Most Doubles, Season.....	322 [2006]
Most Doubles, Game.....	8 [July 5, 2014 vs. CHI (W13-0)]

TRIPLES

Most Triples, Season.....	38 [2009]
Most Triples, Game.....	3 [MANY TIMES; last: Aug. 13, 2016 vs. ATL (W7-6)]



HOME RUNS

Most Home Runs, Season	231 [2019]
Most Home Runs, Season, Home Games	130 [2019]
Most Home Runs, Season, Road Games	108 [2017]
Most Home Runs, Season, Off One Opponent	32 [PHI in 2019]
Most Home Runs, Game	8 [July 27, 2017 vs. MIL (W15-2) and Aug. 18, 2019 vs. MIL (14 inn., W16-8)]
Most Home Runs, Game, Home	8 [July 27, 2017 vs. MIL (W15-2) and Aug. 18, 2019 vs. MIL (14 inn., W16-8)]
Most Home Runs, Game, Road	7 [June 29, 2018 at PHI (W17-7)]
Most Home Runs, Inning	5 [July 27, 2017 vs. MIL (W15-2)]
Most Consecutive Plate Appearances With A Home Run	4 [July 27, 2017 vs. MIL (W15-2) and June 9, 2019 at SDP (W5-2)]
Most Consecutive Games Hitting at Least One Home Run	21 [June 14-July 7, 2019]
Most Pinch-Hit Home Runs, Season	12 [2016]
Most Pinch-Hit Home Runs, Game	2 [May 13, 2016 vs. MIA (Stephen Drew and Chris Heisey, W5-3)]
Most Grand Slams, Season	8 [2009]

RBI

Most RBI, Season	824 [2019]
Most RBI, Game	25 [July 31, 2018 vs. NYM W25-4)]
Most RBI, Inning	10 [April 27, 2017 at COL (7th inn., W16-5 and Aug. 14 vs. CIN (5th inn., W17-7)]

WALKS/STRIKEOUTS

Most Walks, Season	631 [2018]
Most Walks, 9-inning Game	14 [Sept. 15, 2018 vs. ATL (W7-1)]
Most Walks, Game, Extra Innings	12 [July 6, 2006 vs. FLA (11 inn., W8-7) and Sept. 19, 2008 vs. SDP (14 inn., L11-6)]
Most Intentional Walks, Season	66 [2006]
Most Strikeouts, Season	1344 [2015]
Most Strikeouts, 9-inning Game	18 [Oct. 3, 2015 at NYM (W2-0)]
Most Strikeouts, Game, Extra Innings	19 [Aug. 28, 2011 at CIN (14 inn., L5-4)]
Most Strikeouts, Inning	4 [April 28, 2013 vs. CIN (4th inn., L5-2)]

STOLEN BASES

Most Stolen Bases, Season	123 [2006]
Most Stolen Bases, Game	7 [June 27, 2017 vs. CHI (W6-1)]
Most Stolen Bases, Inning	4 [June 27, 2016 vs. NYM (1st inn., W11-4)]
Most Consecutive Stolen Bases	17 [Sept. 11-27, 2013]
Most Times Caught Stealing, Season	62 [2006]
Most Times Caught Stealing, Game	3 [April 15, 2006 at FLA]

MISCELLANEOUS

Most Total Bases, Season	2505 [2019]
Most Total Bases, Game	50 [July 31, 2018 vs. NYM (W25-4)]
Most Times Hit By Pitch, Season	89 [2005]
Most Times Hit By Pitch, Game	4 [MANY TIMES; Last: July 18, 2021 vs. SDP (W8-7)]
Most Sacrifice Flies, Season	63 [2016]
Most Sacrifice Flies, Game	3 [MANY TIMES; last June 24, 2017 vs. CIN (W18-3)]
Most Sacrifice Bunts, Season	91 [2005]
Most Sacrifice Bunts, Game	5 [Sept. 27, 2006 vs. PHI (14 inn., L8-7)]
Most GDP, Season	153 [2008]
Most GDP, Game	4 [MANY TIMES; Aug. 25, 2020 vs. PHI (L8-3)]
Most Runners Left On Base, Season	1223 [2009]
Most Runners Left On Base, 9-Innings Game	17 [June 2, 2004 at ATL (W8-4) and Apr. 20, 2014 vs. PHI (W3-2)]
Most Runners Left On Base, Extra-Innings	21 [May 8, 2016 at CHI (13 inn., L4-3)]
Most Pinch Hits, Season	67 [2006]
Most Pinch Hits, 9-inning Game	3 [MANY TIMES; last Sept. 19, 2012 vs. LAD (G2, L7-6)]
Most Pinch Hits, Game, Extra Innings	3 [June 9, 2006 vs. PHI (12 inn., W9-8)]



CATEGORY	CLUB PITCHING	RECORD
----------	---------------	--------

EARNED RUN AVERAGE

Highest ERA, Season	5.03 [2006]; 5.09 [2020]
Lowest ERA, Season	3.03 [2014]

COMPLETE GAMES

Most Complete Games, Season	6 [2009, 2013]
Fewest Complete Games, Season	0 [2007]
Most Consecutive Complete Games.....	None

SHUTOUTS

Most Shutouts, Season	19 [2014]
Fewest Shutouts, Season	3 [2006, 2009 and 2020]
Most Consecutive Shutouts	2 [MANY TIMES; last: May 2-3, 2015]

HITS ALLOWED

Most Hits Allowed, Season	1535 [2006]
Most Hits Allowed, Game.....	22 [June 27, 2007 at ATL (L0-13), Sept. 26, 2014 vs. MIA (L7-15) and July 8, 2018 vs. MIA (L10-2)]
Fewest Hits Allowed, Game.....	0 [THREE TIMES; last: Oct. 3, 2015 at NYM (W2-0)]
Most Hits Allowed, Inning.....	9 [Oct. 1, 2006 vs. NYM (2nd inn., L2-6) and April 8, 2017 at PHI (1st inn., L17-5)]

RUNS ALLOWED

Most Runs Allowed, Season	874 [2009]
Most Runs Allowed, Game.....	18 [July 5, 2006 vs. FLA (L9-18) and Aug.3 at ARI (L18-7)]
Fewest Runs Allowed, Season	555 [2014]; 301 [2020]
Most Runs Allowed, Inning	12 [April 8, 2017 at PHI (1st inn., L17-5)]

EARNED RUNS ALLOWED

Most Earned Runs Allowed, Season.....	803 [2006]
Most Earned Runs Allowed, Game.....	21 [July 16, 2021 vs. SDP (L24-8)]
Fewest Earned Runs Allowed, Season.....	495 [2014]

HOME RUNS ALLOWED

Most Home Runs Allowed, Season	247 [2021]
Most Home Runs Allowed, Game.....	7 [Aug. 17, 2019 vs. MIL (14 inn., L15-14)]
Fewest Home Runs Allowed, Season.....	110 [2014]; 94 [2020]
Most Home Runs Allowed, Inning	3 [MANY TIMES; last: Aug. 8, 2020 vs. BAL (L5-3)]
Most Home Runs Allowed, Consecutive Batters.....	3 [July 21, 2017 at ARI (1st inn., L6-5)]
Most Home Runs Allowed, Month.....	49 [Aug., 2009]
Most Consecutive Games Not Allowing Home Run	11 [Sept. 5-16, 2011]
Most Grand Slams Allowed, Season.....	14 [2021]

HIT BATSMEN

Most Hit Batsmen, Season.....	92 [2006]
Most Hit Batsmen, Game	5 [April 15, 2021 vs. ARI (L11-6)]
Fewest Hit Batsmen, Season.....	42 [2007]; 22 [2020]
Most Hit Batsmen, Inning	2 [MANY TIMES; last: Aug. 21, 2021 at MIL, B7th, (L9-6)]

WALKS

Most Walks Issued, Season.....	629 [2009]
Most Walks Issued, Game.....	13 [Aug. 10, 2008 at MIL (13 inn., L4-5)]
Fewest Walks Issued, Season.....	352 [2014]
Most Intentional Walks Issued, Season	93 [2006]
Most Intentional Walks Issued, Game.....	4 [Sept. 8, 2006 at COL (L8-11); April 3, 2008 at PHI (10 inn., L7-8); Aug. 25, 2021 at MIA (10 inn., L4-3)]

STRIKEOUTS

Most Strikeouts, Season.....	1511 [2019]
Most Strikeouts, 9-inning Game.....	20 [May 11, 2016 vs. DET (W3-2)]
Most Strikeouts, Extra Innings	20 [Aug. 17, 2013 at ATL, (15 inn, W8-7), April 24, 2016 vs. MIN (16 inn., W6-5)]
Most Consecutive Strikeouts.....	9 [Oct. 3, 2015 at NYM (W2-0)]

Most Strikeouts, Inning	4 [April 26, 2006 vs. CIN (8th inn., L5-0)]
Most Strikeouts, Game, Bullpen.....	19 [Aug. 17, 2013 at ATL (15 inn., W8-7)]

WILD PITCHES

Most Wild Pitches, Season.....	74 [2009]
Most Wild Pitches, Game.....	4 [six TIMES; last: Aug. 3, 2019 at ARI (L18-7)]
Most Wild Pitches, Inning.....	3 [MANY TIMES; last: Sept. 3, 2013 at PHI (6th inn., W9-6)]

RELIEF PITCHING

Most Relief Appearances, Season	588 [2007]
Most Relief Appearances, Game.....	9 [Sept. 3, 2014 at LAD (14 inn.) and Sept. 7, 2016 vs. ATL (11 inn.)]
Most Relief Innings, Season.....	590.2 [2007]
Most Relief Innings, Game.....	14.0 [Aug. 17, 2013 at ATL (15 inn., W8-7)]
Most Relief Wins, Season.....	31 [2011]
Lowest Relief ERA, Season.....	3.00 [2014]

SAVES

Most Saves, Season.....	51 [2005 and 2012]
Fewest Saves, Season.....	28 [2008]

PERSONNEL

Most Pitchers Used, Season.....	33 [2021]
Fewest Pitchers Used, Season.....	18 [2014]
Most Pitchers Used, 9-inning Game.....	9 [Sept. 18, 2007 vs. NYM (W9-8) and Sept. 25, 2016 at PIT (W10-7)]
Most Pitchers Used, Extra Innings.....	10 [Sept. 3, 2014 at LAD (14 inn., W8-5) and Sept. 7, 2016 vs. ATL (11 inn., W5-4)]

CATEGORY	CLUB FIELDING	RECORD
----------	---------------	--------

FIELDING PERCENTAGE

Highest Fielding Percentage, Season989 [2018]
Lowest Fielding Percentage, Season977 [2009]

ERRORS

Most Errors, Season	143 [2009]
Most Errors, Game.....	6 [Sept. 8, 2006 at COL (L11-8)]
Fewest Errors, Season.....	64 [2018]
Most Errors, Inning.....	3 [MANY TIMES; last May 23, 2015 vs. PHI (4th inn., L8-1)]
Most Errors, 9-inning Game, Both Clubs.....	8 [Sept. 8, 2006 at COL (L11-8)]
Most Errors, Extra Innings, Both Clubs.....	5 [Sept. 5, 2014 vs. PHI (11 inn., L9-8)]
Most Consecutive Errorless Games	13 [June 2-15, 2011 and June 25-July 9, 2014]
Most Consecutive Errorless Innings	130.2 [June 1-16, 2011]

DOUBLE PLAYS

Most Double Plays, Season.....	156 [2005]
Most Double Plays, Game.....	5 [June 6, 2009 vs. NYM (W7-1)]
Most Double Plays, 9-inning Game, Both Clubs.....	7 [MANY TIMES; last: June 27, 2012, WSH (4) at COL (3), W11-5]
Most Double Plays, Extra Inning Game, Both Clubs.....	5 [MANY TIMES; last: April 21, 2015, WSH (3) vs. STL (2) - 10 inn., W2-1]

OUTFIELD ASSISTS

Most Outfield Assists, Season.....	38 [2011]
Most Outfield Assists, Game.....	2 [MANY TIMES; last: Aug. 17, 2019 vs. MIL (14 inn., L15-14)]

CATEGORY	INDIVIDUAL BATTING	RECORD
----------	--------------------	--------

GAMES PLAYED

Most Games Played, Career.....	1799 [Ryan Zimmerman]
Most Games Played, Season.....	162 [Ryan Zimmerman, 2007 and Trea Turner, 2018]
Most Consecutive Games Played.....	205 [Ryan Zimmerman, Sept. 19, 2006-May 3, 2008]
Most Consecutive Games Started (DH Included).....	205 [Ryan Zimmerman, Sept. 19, 2006-May 3, 2008]



RUNS SCORED

Most Runs Scored, Career.....	963 [Ryan Zimmerman]
Most Runs Scored, Season.....	119 [Alfonso Soriano, 2006]
Most Runs Scored, Game.....	5 [FOUR TIMES; last: Anthony Rendon, April 30, 2017 vs. NYM (W23-5)]

BATTING AVERAGE, ON-BASE, SLUGGING PERCENTAGES

Highest Batting Average, Career (Min. 500 Games).....	.300 [Trea Turner]
Highest Batting Average, Season.....	.351 [Juan Soto, 2020]; .347 [Daniel Murphy, 2016]
Highest On-Base Percentage, Career (Min. 500 Games).....	.388 [Bryce Harper]
Highest On-Base Percentage, Season.....	.490 [Juan Soto, 2020]; .465 [Juan Soto, 2021]
Highest Slugging Percentage, Career (Min. 500 Games).....	.512 [Bryce Harper]
Highest Slugging Percentage, Season.....	.695 [Juan Soto, 2020]; .649 [Bryce Harper, 2015]

AT-BATS, PLATE APPEARANCES

Most At-Bats, Career.....	6654 [Ryan Zimmerman]
Most At-Bats, Season.....	664 [Trea Turner, 2018]
Most At-Bats, 9-Innings Game.....	7 [Juan Soto, July 31, 2018 vs. NYM (W25-4); Josh Harrison, May 14 at ARI (W17-2)]
Most At-Bats, Game, Extra-Innings.....	8 [SEVEN TIMES; last: Adam Eaton, Aug. 17, 2019 vs. MIL (14 inn., L15-14)]
Most Plate Appearances, Career.....	7402 [Ryan Zimmerman]
Most Plate Appearances, Season.....	740 [Trea Turner, 2018]
Most Plate Appearances, 9-Innings Game.....	7 [Rendon/Soto/Turner/Zimmerman, July 31, 2018 vs. NYM (W25-4); Schwarber, May 14 at ARI (W17-2)]
Most Plate Appearances, Game, Extra-Innings.....	8 [MANY TIMES; last: Cabrera/Eaton/Rendon/Soto/Turner, Aug. 17, 2019 vs. MIL (14 inn., L15-14)]
Most Plate Appearances, Inning.....	2 [MANY TIMES; last: Josh Harrison, June 23, 2021 at PHI (5th inn., W13-12)]
Most Consecutive Plate Appearances Reaching Base Safely.....	12 [Juan Soto, Sept. 21-24, 2021]

HITS

Most Hits, Career.....	1846 [Ryan Zimmerman]
Most Hits, Season.....	184 [Denard Span, 2014 and Daniel Murphy, 2016]
Most Hits, 9-inning Game.....	6 [Anthony Rendon, April 30, 2017 vs. NYM (W23-5)]
Most Hits, Game, Extra Innings.....	5 [Elijah Dukes, June 20, 2008 vs. TEX (14 inn., W4-3)]
Most Hits, Inning.....	2 [MANY TIMES; last: Trea Turner, Aug. 10, 2020 at NYM (W16-4)]
Most Hits, Month.....	47 [Daniel Murphy, May 2016]
Most Hits, Month, March/April.....	37 [Ryan Zimmerman, 2017]
Most Hits, Month, May.....	47 [Daniel Murphy, 2016]
Most Hits, Month, June.....	40 [Dmitri Young, 2007 and Cristian Guzman, 2008]
Most Hits, Month, July.....	40 [Nyjer Morgan, 2009]
Most Hits, Month, Aug.....	45 [Trea Turner, 2016]
Most Hits, Month, Sept./Oct.....	41 [Trea Turner, 2016]
Most Consecutive Plate Appearances With a Hit.....	8 [Dmitri Young, May 31-June 1, 2007 and Trea Turner, Aug. 23-24, 2016]

HITTING, HOME RUN STREAKS

Longest Consecutive-Game Hitting Streak.....	30 [Ryan Zimmerman, April 8-May 13, 2009]
Longest Consecutive-Game Home Run Streak.....	4 [FOUR TIMES; last: Bryce Harper, April 14-17, 2016]

MULTI-HIT GAMES

Most Multi-Hit Games, Career.....	491 [Ryan Zimmerman]
Most Multi-Hit Games, Season.....	58 [Denard Span, 2014]
Most Consecutive Multi-Hit Games.....	8 [Cristian Guzman, Aug. 26-Sept. 3, 2008]
Most Multi-Hit Games, Month.....	15 [Daniel Murphy, May 2016, Trea Turner, Aug. 2016]

EXTRA-BASE HITS

Most Extra-Base Hits, Career.....	723 [Ryan Zimmerman]
Most Extra-Base Hits, Season.....	89 [Alfonso Soriano, 2006]
Most Extra-Base Hits, Game.....	4 [MANY TIMES; last: Asdrubal Cabrera, Aug. 10, 2020 at NYM (W16-4)]
Most Extra-Base Hits, Month.....	21 [Alfonso Soriano, July, 2006]

SINGLES

Most Singles, Career.....	1123 [Ryan Zimmerman]
Most Singles, Season.....	134 [Cristian Guzman, 2008]
Most Singles, Game.....	5 [MANY TIMES; last: Trea Turner, June 24, 2017 vs. CIN (W18-3)]

DOUBLES

Most Doubles, Career.....	417 [Ryan Zimmerman]
Most Doubles, Season.....	47 [Ryan Zimmerman, 2006 and Daniel Murphy, 2016]
Most Doubles, Game.....	3 [MANY TIMES; last: Ryan Zimmerman, July 5, 2019 vs. KC (11 inn., L7-4)]

TRIPLES

Most Triples, Career.....	32 [Trea Turner]
Most Triples, Season.....	11 [Denard Span, 2013]
Most Triples, Game.....	2 [MANY TIMES; last: Ben Revere, Aug. 13, 2016 vs. ATL (W7-6)]

HOME RUNS

Most Home Runs, Career.....	284 [Ryan Zimmerman]
Most Home Runs, Career, Left-Handed Hitter.....	184 [Bryce Harper]
Most Home Runs, Career, Right-Handed Hitter.....	284 [Ryan Zimmerman]
Most Home Runs, Career, Switch Hitter.....	92 [Danny Espinosa]

Most Home Runs, Season.....	46 [Alfonso Soriano, 2006]
Most Home Runs, Season, Home.....	24 [Alfonso Soriano, 2006]
Most Home Runs, Season, Road.....	22 [Alfonso Soriano, 2006]
Most Home Runs, Season, Off One Club.....	8 [Bryce Harper vs. PHI, 2015]
Most Home Runs, Season, Left-Handed Hitter.....	42 [Bryce Harper, 2015]
Most Home Runs, Season, Right-Handed Hitter.....	46 [Alfonso Soriano, 2006]
Most Home Runs, Season, Switch Hitter.....	24 [Danny Espinosa, 2016]

Most Home Runs, Season, As 1B.....	38 [Adam Dunn, 2010]
Most Home Runs, Season, As 2B.....	23 [Daniel Murphy, 2017]
Most Home Runs, Season, As 3B.....	34 [Anthony Rendon, 2019]
Most Home Runs, Season, As SS.....	25 [Ian Desmond, 2012]
Most Home Runs, Season, As OF.....	46 [Alfonso Soriano, 2006]
Most Home Runs, Season, As C.....	22 [Wilson Ramos, 2016]
Most Home Runs, Season, As P.....	2 [Livan Hernandez, 2005 and Stephen Strasburg, 2017]

Most Home Runs, Season, Single Month.....	16 [Kyle Schwarber, June 2021]
Most Home Runs, Month, March/April.....	11 [Ryan Zimmerman, 2017]
Most Home Runs, Month, May.....	13 [Bryce Harper, 2015]
Most Home Runs, Month, June.....	16 [Kyle Schwarber, 2021]
Most Home Runs, Month, July.....	10 [Ryan Zimmerman, 2012]
Most Home Runs, Month, Aug.....	11 [Alfonso Soriano, 2006]
Most Home Runs, Month, Sept./Oct.....	11 [Ryan Zimmerman, 2013 and Bryce Harper, 2015]

Most Home Runs, Pre All-Star Break.....	27 [Alfonso Soriano, 2006]
Most Home Runs, Post All-Star Break.....	19 [Alfonso Soriano, 2006, Ryan Zimmerman, 2009 and Juan Soto 2019]

Most Home Runs, Game.....	3 [MANY TIMES; last: Anthony Rendon, April 30, 2017 vs. NYM (W23-5)]
---------------------------	--

Most First-Inning Lead-Off Home Runs, Career.....	12 [Trea Turner]
Most First-Inning Lead-Off Home Runs, Season.....	9 [Alfonso Soriano, 2006]

Most Multi-Homer Games, Career.....	27 [Ryan Zimmerman]
Most Multi-Homer Games, Season.....	7 [Ryan Zimmerman, 2017]
Most Consecutive Multi-Homer Games.....	2 [Jayson Werth, July 21-22, 2013 and Bryce Harper, May 6-8, 2015]

Most Consecutive Plate Appearances with Home Run.....	3 [MANY TIMES; last: Bryce Harper, May 6-8, 2015]
Most Consecutive At-Bats with Home Run.....	3 [MANY TIMES; last: Bryce Harper, May 6-8, 2015]
Most Grand Slams, Career.....	6 [Ryan Zimmerman]
Most Grand Slams, Season.....	2 [MANY TIMES; last: Danny Espinosa and Bryce Harper, 2016 and Gerardo Parra, 2019]
Most Grand Slams, Game.....	2 [Josh Willingham, July 27, 2009 at MIL (W14-6)]

RBI

Most RBI, Career.....	1061 [Ryan Zimmerman]
Most RBI, Career, Left-Handed Hitter.....	521 [Bryce Harper]
Most RBI, Career, Right-Handed Hitter.....	1061 [Ryan Zimmerman]
Most RBI, Career, Switch Hitter.....	285 [Danny Espinosa]



Most RBI, Season.....	126 [Anthony Rendon, 2019]
Most RBI, Season, Home.....	73 [Anthony Rendon, 2019]
Most RBI, Season, Road.....	59 [Michael Morse, 2011]
Most RBI, Season, Off One Club.....	22 [Ryan Zimmerman vs. PHI, 2006]
Most RBI, Season, Left-Handed Hitter.....	110 [Juan Soto, 2019]
Most RBI, Season, Right-Handed Hitter.....	126 [Anthony Rendon, 2019]
Most RBI, Season, Switch Hitter.....	74 [Dmitri Young, 2007]
Most RBI, Season, As 1B.....	102 [Adam Dunn, 2010 and Ryan Zimmerman, 2017]
Most RBI, Season, As 2B.....	93 [Daniel Murphy, 2017]
Most RBI, Season, As 3B.....	126 [Anthony Rendon, 2019]
Most RBI, Season, As SS.....	91 [Ian Desmond, 2014]
Most RBI, Season, As OF.....	110 [Juan Soto, 2019]
Most RBI, Season, As C.....	79 [Wilson Ramos, 2016]
Most RBI, Season, As P.....	12 [Max Scherzer, 2016]
Most RBI, Single Month, Season.....	30 [Kyle Schwarber, June 2021]
Most RBI, March/April, Season.....	29 [Ryan Zimmerman, 2017]
Most RBI, May, Season.....	28 [Bryce Harper, 2015]
Most RBI, June, Season.....	30 [Kyle Schwarber, June 2021]
Most RBI, July, Season.....	24 [Ryan Zimmerman, 2012 and Jayson Werth, 2014]
Most RBI, Aug., Season.....	29 [Anthony Rendon, 2019]
Most RBI, Sept./Oct., Season.....	28 [Ryan Zimmerman 2012, Wilson Ramos 2013 and Anthony Rendon 2018]
Most RBI, Pre All-Star Break.....	66 [Daniel Murphy, 2016]
Most RBI, Post All-Star Break.....	64 [Anthony Rendon, 2019]
Most RBI, Game.....	10 [Anthony Rendon, April 30, 2017 vs. NYM (W23-5) and Mark Reynolds, July 7, 2018 vs. MIA (W18-4)]
Most Consecutive Games with RBI.....	9 [Ryan Zimmerman, Sept. 3-12, 2012]
Most RBI, Inning.....	4 [MANY TIMES; last: Josh Bell, June 23, 2021 at PHI, T6th (W13-12)]
Most Multi-RBI Games, Career.....	244 [Ryan Zimmerman]
Most Multi-RBI Games, Season.....	38 [Anthony Rendon, 2019]

WALKS/STRIKEOUTS

Most Walks, Career.....	646 [Ryan Zimmerman]
Most Walks, Season.....	145 [Juan Soto, 2021]
Most Walks, 9-inning Game.....	5 [Bryce Harper, Sept. 18, 2018 vs. MIA (W4-2)]
Most Walks, Game, Extra Innings.....	6 [Bryce Harper, May 8, 2016 at CHI (13 inn., L4-3)]
Most Intentional Walks, Career.....	70 [Bryce Harper]
Most Intentional Walks, Season.....	23 [Juan Soto, 2021]
Most Intentional Walks, 9-inning Game.....	2 [MANY TIMES; last: Juan Soto, Aug. 1, 2021 vs. CHI (W6-5)]
Most Intentional Walks, Game, Extra Innings.....	3 [Bryce Harper, May 8, 2016 at CHI (13 inn., L4-3)]
Most Strikeouts, Career.....	1384 [Ryan Zimmerman]
Most Strikeouts, Season.....	199 [Adam Dunn, 2010]
Fewest Strikeouts, Season (Min. 502 Plate Appearances).....	48 [Jose Vidro, 2006]
Most Strikeouts, Game.....	5 [MANY TIMES; last: Trea Turner, June 2, 2018 vs. ATL (W5-3)]

STOLEN BASES

Most Stolen Bases, Career.....	192 [Trea Turner]
Most Stolen Bases, Season.....	46 [Trea Turner, 2017]
Most Stolen Bases, Game.....	4 [THREE TIMES; last: Michael A. Taylor, June 17, 2018 at TOR (L8-6)]
Most Stolen Bases, Inning.....	2 [MANY TIMES; last: Trea Turner, June 30, 2021 vs. TBR (1st inn., W15-6)]
Most Consecutive Stolen Bases Without Being Thrown Out.....	24 [Roger Bernadina, June 9, 2010-June 24, 2011]
Most Consecutive Games With At Least One Stolen Base.....	4 [3x: last, Trea Turner, Sept. 30, 2016- April 3, 2017]
Most Times Caught Stealing, Career.....	37 [Ian Desmond and Trea Turner]
Most Times Caught Stealing, Season.....	17 [Alfonso Soriano, 2006 and Nyjer Morgan, 2010]





Most Times Caught Stealing, Game2 [MANY TIMES; last: Trea Turner, Aug. 23, 2016 at BAL (L8-1)]

MISCELLANEOUS

Most Total Bases, Career3159 [Ryan Zimmerman]
Most Total Bases, Season362 [Alfonso Soriano, 2006]
Most Total Bases, Game16 [Anthony Rendon, April 30, 2017 vs. NYM (W23-5)]

Most Times Hit By Pitch, Career73 [Danny Espinosa]
Most Times Hit By Pitch, Season25 [Victor Robles, 2019]
Most Times Hit By Pitch, Game2 [MANY TIMES; last: Alcides Escobar, July 25, 2021 at BAL (L5-4)]

Most Sacrifice Flies, Career67 [Ryan Zimmerman]
Most Sacrifice Flies, Season10 [Ryan Zimmerman, 2015 and Bryce Harper, 2016]
Most Sacrifice Flies, Game2 [MANY TIMES; last: Anthony Rendon, Sept. 24, 2019 vs. PHI GM1 (W4-1)]

Most Sacrifice Bunts, Career55 [Stephen Strasburg]
Most Sacrifice Bunts, Season15 [Nyjer Morgan, 2010 and Livan Hernandez, 2011]
Most Sacrifice Bunts, Game3 [Gio Gonzalez, May 2, 2015 at NYM (W1-0)]

Most GDP, Career212 [Ryan Zimmerman]
Most GDP, Season26 [Ryan Zimmerman, 2007]
Most GDP, 9-inning Game3 [Ryan Zimmerman, June 21, 2011 vs. SEA (W6-5)]
Most GDP, Game, Extra Innings2 [MANY TIMES; last Gerardo Parra, July 31, 2019 vs. ATL (10 inn., L5-4)]

Most Pinch-Hit Appearances, Career125 [Chad Tracy]
Most Pinch-Hit Appearances, Season71 [Chad Tracy, 2013]

Most Pinch Hits, Career23 [Chad Tracy]
Most Pinch Hits, Season16 [Adam Lind, 2017]
Highest Pinch-Hit Batting Average, Career (50 Pinch-Hit AB Min.)292 [Andrew Stevenson]
Highest Pinch-Hit Batting Average, Season (10 Pinch-Hit AB Minimum)421 [Andrew Stevenson, 2019]

Most Pinch-Hit Home Runs, Career4 [Adam Lind]
Most Pinch-Hit Home Runs, Season4 [Livan Hernandez, 2017]
Most Pinch-Hit RBI, Career16 [Chad Tracy]
Most Pinch-Hit RBI, Season13 [Adam Lind, 2017]

Most Hits By A Pitcher, Career67 [Stephen Strasburg]
Most Hits By A Pitcher, Season20 [Livan Hernandez, 2005]
Most Home Runs By A Pitcher, Career4 [Livan Hernandez and Stephen Strasburg]
Most Home Runs By A Pitcher, Season2 [Livan Hernandez, 2005 and Stephen Strasburg, 2017]

Most Hits By A Pitcher, Game3 [MANY TIMES; last: Stephen Strasburg, July 18, 2019 at ATL (W14-3)]
Most RBI By A Pitcher, Game5 [Stephen Strasburg, July 18, 2019 at ATL (W14-3)]

ROOKIES

Highest Batting Average, Season (Min. 300 At-Bats)342 [Trea Turner, 2016]
Highest On-Base Percentage, Season (Min. 300 At-Bats)406 [Juan Soto, 2018]
Highest Slugging Percentage, Season (Min. 300 At-Bats)567 [Trea Turner, 2016]

Most Games, Season158 [Danny Espinosa, 2011]
Most At-Bats, Season614 [Ryan Zimmerman, 2006]
Most Runs, Season98 [Bryce Harper, 2012]
Most Hits, Season176 [Ryan Zimmerman, 2006]
Most Home Runs, Season22 [Bryce Harper, 2012 and Juan Soto, 2018]
Most RBI, Season110 [Ryan Zimmerman, 2006]
Most Stolen Bases, Season33 [Trea Turner, 2016]
Longest Consecutive-Game Hitting Streak17 [Ryan Zimmerman, June 28-July 18, 2006]

CATEGORY INDIVIDUAL PITCHING RECORD

GAMES

Most Appearances, Career..... 414 [Tyler Clippard]
 Most Appearances, Season.....88 [Jon Rauch, 2007]

GAMES STARTED

Most Starts, Career..... 246 [Stephen Strasburg]
 Most Starts, Season 35 [Livan Hernandez, 2005]

INNINGS

Most Innings Pitched, Career..... 1465.1 [Stephen Strasburg]
 Most Innings Pitched, Season, Starter246.1 [Livan Hernandez, 2005]
 Most Innings Pitched, Season, Reliever 93.0 [Saul Rivera, 2007]
 Most Innings Pitched, Game, Starter 9.0 [MANY TIMES; last: Max Scherzer, May 2, 2021 vs. MIA (W3-1)]
 Most Innings Pitched, Game, Reliever 6.0 [Ross Ohlendorf, July 21, 2013 vs. LAD (L9-2)]

WINS

Most Wins, Career113 [Stephen Strasburg]
 Most Wins, Season 21 [Gio Gonzalez, 2012]
 Most Wins, Season, Home12 [Jordan Zimmermann, 2013]
 Most Wins, Season, Road..... 12 [Gio Gonzalez, 2012 and Max Scherzer, 2016]
 Highest Winning Percentage, Career (Min. 100 Decisions)..... .662 [Max Scherzer, 92-47]
 Highest Winning Percentage, Season (Min. 15 Decisions)789 [Stephen Strasburg, 15-4, 2016 and 2017]
 Most Wins, Pre All-Star Break..... 12 [FIVE TIMES; last: Max Scherzer, 2018]
 Most Wins, Post All-Star Break 10 [Max Scherzer, 2016]
 Most Relief Wins, Career 33 [Tyler Clippard]
 Most Relief Wins, Season.....11 [Tyler Clippard, 2010]
 Most Consecutive Wins, Starter [when rec. the decision]..... 16 [Stephen Strasburg, Sept. 15, 2015-July 15, 2016]
 Most Consecutive Wins, Reliever.....8 [Tyler Clippard, Sept. 29, 2009-May 9, 2010]

LOSSES

Most Losses, Career 65 [Gio Gonzalez]
 Most Losses, Season 16 [Ramon Ortiz, 2006 and Patrick Corbin, 2021]
 Most Relief Losses, Career 23 [Tyler Clippard]
 Most Relief Losses, Season..... 9 [Wander Suero, 2019]
 Most Consecutive Losses, Starter 8 [Dan Haren, May 14-July 22, 2013]
 Most Consecutive Losses, Reliever 8 [Sean Burnett, Aug. 18, 2009-Aug. 18, 2010]

ERA

Lowest ERA, Career (Min. 500 IP)..... 2.80 [Max Scherzer]
 Lowest ERA, Season (among those qualified)..... 2.41 [Doug Fister, 2014]

COMPLETE GAMES

Most Complete Games, Career.....11 [Max Scherzer]
 Most Complete Games, Season 4 [Jordan Zimmermann, 2013 and Max Scherzer, 2015]
 Most Consecutive Complete Games..... 2 [Jordan Zimmermann, June 8-13, 2014 and Max Scherzer, June 14-20, 2015]

SHUTOUTS

Most Shutouts, Career4 [Jordan Zimmermann and Max Scherzer]
 Most Shutouts, Season 3 [Max Scherzer, 2015]
 Most Consecutive Shutouts 2 [Max Scherzer, June 14-20, 2015]

NO-HITTERS

Most No-Hitters, Career 2 [Max Scherzer, June 20, 2015 vs. PIT and Oct. 3, 2015 at NYM]

PERFECT GAME

Most Perfect Games, CareerNone



CONSECUTIVE SCORELESS INNINGS

Most Consecutive Scoreless Innings	35.0 [Stephen Strasburg, Aug. 19-Sept. 17, 2017]
Most Consecutive Scoreless Innings, Starter	35.0 [Stephen Strasburg, Aug. 19-Sept. 17, 2017]
Most Consecutive Scoreless Innings, Reliever	22.2 [Sean Burnett, Aug. 26, 2010-April 12, 2011]

HITS ALLOWED

Most Hits Allowed, Career	1209 [Stephen Strasburg]
Most Hits Allowed, Season	268 [Livan Hernandez, 2005]
Most Hits Allowed, Game	14 [Patrick Corbin, Sept. 19, 2020 at MIA (L7-3)]

RUNS ALLOWED

Most Runs Allowed, Career	575 [Stephen Strasburg]
Most Runs Allowed, Season	127 [Ramon Ortiz, 2006]
Most Runs Allowed, Game	10 [NINE TIMES; last: Joe Ross, April 19, 2021 vs. STL (L12-5)]

EARNED RUNS ALLOWED

Most Earned Runs Allowed, Career	523 [Stephen Strasburg]
Most Earned Runs Allowed, Season	118 [Ramon Ortiz, 2006]
Most Earned Runs Allowed, Game	10 [FIVE TIMES; last: Joe Ross, April 19, 2021 vs. STL (L12-5)]

HOME RUNS ALLOWED

Most Home Runs Allowed, Career	144 [Stephen Strasburg]
Most Home Runs Allowed, Season	37 [Patrick Corbin, 2021]
Most Home Runs Allowed, Game	4 [MANY TIMES; last: Joe Ross, April 19, 2021 vs. STL (L12-5)]
Most Home Runs Allowed, Inning	3 [MANY TIMES; last: Sean Doolittle, Aug. 17, 2019 vs. MIL (T9th., L15-14)]

HIT BATSMEN

Most Hit Batsmen, Career	52 [Stephen Strasburg]
Most Hit Batsmen, Season	18 [Ramon Ortiz, 2006]
Most Hit Batsmen, Game	4 [Livan Hernandez, July 20, 2005 vs. COL (L3-2)]

WALKS

Most Walks, Career	485 [Gio Gonzalez]
Most Walks, Season	84 [Livan Hernandez, 2005]
Fewest Walks, Season (Min. 162 Innings)	24 [Doug Fister, 2014]
Most Walks, Game	7 [MANY TIMES; last: Jefry Rodriguez, Sept. 2, 2018 vs. MIL (L9-4)]

STRIKEOUTS

Most Strikeouts, Career	1718 [Stephen Strasburg]
Most Strikeouts, Career, Left-Handed Pitcher	1215 [Gio Gonzalez]
Most Strikeouts, Career, Right-Handed Pitcher	1718 [Stephen Strasburg]
Most Strikeouts, Career, Starter	1718 [Stephen Strasburg]
Most Strikeouts, Career, Reliever	522 [Tyler Clippard]
Most Strikeouts, Season	300 [Max Scherzer, 2018]
Most Strikeouts, Season, Left-Handed Pitcher	238 [Patrick Corbin, 2019]
Most Strikeouts, Season, Right-Handed Pitcher	300 [Max Scherzer, 2018]
Most Strikeouts, Season, Starter	300 [Max Scherzer, 2018]
Most Strikeouts, Season, Reliever	112 [Tyler Clippard, 2010]
Most Strikeouts, Game	20 [Max Scherzer, May 11, 2016 vs. DET (W3-2)]
Most Strikeouts, Game, Left-Handed Pitcher	12 [Gio Gonzalez, Sept. 25, 2014 vs. NYM (G2, W3-0) and Sept. 16, 2015 at PHI (W12-2)]
Most Strikeouts, Game, Right-Handed Pitcher	20 [Max Scherzer, May 11, 2016 vs. DET (W3-2)]
Most Strikeouts, Game, Starter	20 [Max Scherzer, May 11, 2016 vs. DET (W3-2)]
Most Strikeouts, Game, Reliever	7 [MANY TIMES; last: A.J. Cole, May 23, 2015 vs. PHI (L8-1)]
Most Strikeouts, Inning	4 [Jon Rauch, April 26, 2006 vs. CIN, 8th inn., (L5-0)]
Most Consecutive Strikeouts	9 [Max Scherzer, Oct. 3, 2015 at NYM (W2-0)]

WILD PITCHES

Most Wild Pitches, Career	43 [Stephen Strasburg]
Most Wild Pitches, Season	14 [Henry Rodriguez, 2011]
Most Wild Pitches, Game	4 [Daniel Cabrera, April 30, 2009 vs. STL (L9-4)]



SAVES

Most Saves, Career	113 [Chad Cordero]
Most Saves, Season	47 [Chad Cordero, 2005]
Most Saves, Pre All-Star Break	31 [Chad Cordero, 2005]
Most Saves, Post All-Star Break	22 [Chad Cordero, 2007]
Most Consecutive Appearances Earning a Save	15 [Chad Cordero, June 5-July 2, 2005]
Most Consecutive Team Games Earning a Save	4 [Mike MacDougal, Aug. 2-5, 2009 and Drew Storen. June 10-14, 2011]
Most Consecutive Successfully Converted Save Opportunities	26 [Chad Cordero, April 26-July 2, 2005]

BALKS

Most Balks, Career	5 [Aníbal Sánchez]
Most Balks, Season	3 [Ramon Ortiz, 2006, Yunesky Maya, 2010, Stephen Strasburg, 2013 and Anibal Sánchez, 2019]
Most Balks, Game	2 [THREE TIMES; last: Stephen Strasburg, Sept. 8, 2013 at MIA (W6-4)]

ROOKIES

Most Games	79 [Gary Majewski, 2005]
Most Starts	31 [Matt Chico, 2007 and John Lannan, 2008]
Most Innings Pitched	182.0 [John Lannan, 2008]
Most Wins	9 [John Lannan, 2008]
Lowest ERA (Minimum 100.0 Innings)	3.91 [John Lannan, 2008]
Most Complete Games	1 [Ross Detwiler, Shairon Martis, Craig Stammen, 2009]
Most Shutouts	None
Most Saves	8 [Koda Glover, 2017]
Most Strikeouts	117 [John Lannan, 2008]

CATEGORY

INDIVIDUAL FIELDING

RECORD

FIELDING PERCENTAGE

Highest Fielding Percentage, Career (Minimum 250 games)

1B994 [Adam LaRoche]
2B989 [Danny Espinosa]
3B971 [Anthony Rendon]
SS973 [Trea Turner]
OF995 [Denard Span]
C994 [Wilson Ramos]
P987 [Sean Burnett]

Highest Fielding Percentage, Season (Among those who qualified)

1B996 [Nick Johnson, 2005 and Ryan Zimmerman, 2016]
2B992 [Wilmer Difo, 2018]
3B981 [Anthony Rendon, 2018]
SS980 [Trea Turner, 2018]
OF	1.000 [Denard Span, 2013, Victor Robles and Juan Soto, 2020]
C	1.000 [Kurt Suzuki, 2020]
P	1.000 [MANY TIMES; last: Erick Fedde, 2021]

PUTOUTS

Most Putouts, Career

1B	3904 [Adam LaRoche]
2B	943 [Danny Espinosa]
3B	853 [Ryan Zimmerman]
SS	1318 [Ian Desmond]
OF	1690 [Bryce Harper]
C	4308 [Wilson Ramos]
P	96 [Stephen Strasburg]

Most Putouts, Season

1B	1260 [Adam LaRoche, 2012]
2B	305 [Danny Espinosa, 2011]
3B	152 [Ryan Zimmerman, 2006]
SS	234 [Ian Desmond, 2013]

OF	380 [Austin Kearns, 2007]
C	1094 [Wilson Ramos, 2016]
P	21 [Stephen Strasburg, 2019]

ASSISTS

Most Assists, Career

1B	301 [Adam LaRoche]
2B	1457 [Danny Espinosa]
3B	2181 [Ryan Zimmerman]
SS	2447 [Ian Desmond]
OF	53 [Bryce Harper]
C	305 [Wilson Ramos]
P	158 [Gio Gonzalez]

Most Assists, Season

1B	100 [Adam LaRoche, 2012]
2B	464 [Danny Espinosa, 2011]
3B	348 [Ryan Zimmerman, 2007]
SS	446 [Ian Desmond, 2013]
OF	22 [Alfonso Soriano, 2006]
C	77 [Wilson Ramos, 2015]
P	45 [Livan Hernandez, 2005]

ERRORS

Most Errors, Career

1B	27 [Nick Johnson]
2B	27 [Danny Espinosa]
3B	137 [Ryan Zimmerman]
SS	147 [Ian Desmond]
OF	31 [Bryce Harper]
C	28 [Wilson Ramos]
P	11 [Stephen Strasburg]

Most Errors, Season

1B	15 [Nick Johnson, 2006]
2B	14 [Danny Espinosa, 2011]
3B	23 [Ryan Zimmerman, 2007]
SS	34 [Ian Desmond, 2010]
OF	11 [Alfonso Soriano, 2006]
C	8 [Wilson Ramos, 2013 and Matt Wieters, 2017]
P	4 [Craig Stammen, 2010, Ross Ohlendorf, 2013, Stephen Strasburg, 2014 and Aníbal Sánchez [2019]

Most Errors, Game

1B	3 [Michael Morse, July 15, 2011 at ATL (L1-11)]
2B	2 [SEVEN TIMES; last Starlin Castro, July 28, 2020 vs. TOR (L1-5)]
3B	3 [Damian Jackson, Aug. 20, 2006 at PHI (L10-12) and Ryan Zimmerman, Sept. 7, 2007 at ATL (L1-7)]
SS	3 [Ian Desmond, June 2, 2010 at HOU (L1-5)]
OF	2 [FIVE TIMES; last: Justin Maxwell, Oct. 1, 2010 at NYM (10 inn., L1-2)]
C	2 [FIVE TIMES; last: Kurt Suzuki, May 6, 2019 at MIL (L3-5)]
P	2 [THREE TIMES; last: Doug Fister, Apr. 27, 2015 at ATL (L4-8)]

LAST TRADE LIST

LIST OF MOST-RECENT TRADES INVOLVING EACH OF THE OTHER 29 BALLCLUBS (AS OF 1/1/22)

DIVISION / TEAM	DATE	NATIONALS RECEIVED	NATIONALS DEALT
NL East			
ATL	8/1/2022	OF Trey Harris	INF Ehre Adrianza
MIA	10/10/2018	RHP Kyle Barraclough	International Slot Value
NYM	2/12/2018	INF/OF Matt Reynolds	Cash Considerations
PHI	7/28/2017	INF/OF Howie Kendrick	LHP McKenzie Mills
NL Central			
CHI	8/21/2018	INF Andruw Monasterio, Player To Be Named	ZB Daniel Murphy
CIN	12/12/2018	RHP Tanner Rainey	RHP Tanner Roark
MIL	7/13/2021	Cash Considerations	LHP Kyle Lobstein
PIT	12/24/2020	1B Josh Bell	RHP Wil Crowe, RHP Eddy Yean
STL	7/30/2021	OF Lane Thomas	LHP Jon Lester
NL West			
ARI	7/30/2011	INF Zachary Walters	RHP Jason Marquis
COL	7/31/2009	RHP Ryan Mattheus, RHP Robinson Fabian	LHP Joe Beimel
LAD	7/30/2021	RHP Gerardo Carrillo, OF Donovan Casey, RHP Josiah Gray, C Keibert Ruiz	RHP Max Scherzer, SS Trea Turner
SDP	8/2/2022	INF C.J. Abrams, LHP Mackenzie Gore, OF Robert Hassell III, OF James Wood, RHP Jarlin Susana, INF Luke Voit	OF Juan Soto, RHP Josh Bell
SFG	2/13/2019	Cash Considerations	RHP Trevor Gott
AL East			
BAL	10/3/2001*	Conditional Deal	OF Tim Lincecum
BOS	7/29/2021	RHP Aldo Ramirez	OF Kyle Schwarber
NYG	4/23/2018	Cash Considerations	RHP A.J. Cole
TBR	2/7/2017	LHP Enny Romero	RHP Jeffrey Rosa
TOR	7/29/2021	C Riley Adams	LHP Brad Hand
AL Central			
CLE	11/30/2018	C Yan Gomes	RHP Jefry Rodriguez, OF Daniel Johnson, INF Andruw Monasterio
CWS	5/26/2017	OF Ryan Raburn	PTBN or Cash Considerations (Cash)
DET	12/2/2013	RHP Doug Fister	INF Steve Lombardozzi, LHP Ian Krol, LHP Robbie Ray
KCR	7/3/2021	SS Alcides Escobar	Cash Considerations
MIN	1/10/2023	RHP Cristian Jimenez	RHP A.J. Alexy
AL West			
HOU	3/26/2007	INF Wade Robinson	C Danny Ardoin
LAA	12/10/2016	RHP Austin Adams, RHP Kyle McGowin	INF Danny Espinosa
OAK	7/30/2019	RHP Richard Guash, C Drew Millas, RHP Seth Shuman	C Yan Gomes, INF Josh Harrison
SEA	7/31/2019	RHP Roenis Elias, RHP Hunter Strickland	LHP Taylor Guibeau, LHP Aaron Fletcher
TEX	12/12/2014	INF Chris Bostick, RHP Abel De Los Santos	LHP Ross Detwiler

CHRONOLOGICAL LIST OF NATIONALS EJECTIONS (2005-22)

DATE	NATIONAL EJECTED	OPPONENT	DATE	NATIONAL EJECTED	OPPONENT	DATE	NATIONAL EJECTED	OPPONENT
April 30, 2005	Frank Robinson	vs. NYM	Sep. 1, 2010	Nyjer Morgan	at FLA	Sep. 25, 2016	A.J. Cole	at PIT
May 17, 2005	Frank Robinson	vs. MIL	Sep. 1, 2010	Doug Slaten	at FLA	May 9, 2017	Daniel Murphy	vs. BAL
June 4, 2005	Marlon Byrd	vs. FLA	Sep. 1, 2010	Jim Riggleman	at FLA	May 29, 2017	Bryce Harper	at SFG
July 16, 2005	Cristian Guzman	at MIL	Sep. 28, 2010	Jim Riggleman	vs. PHI	June 29, 2017	Dusty Baker	vs. CHI
July 18, 2005	Jose Vidro	vs. COL	April 6, 2011	Todd Coffey	at FLA	July 26, 2017	Bryce Harper	vs. MIL
Sep. 13, 2005	Frank Robinson	at NYM	May 4, 2011	Jim Riggleman	at PHI	Aug. 5, 2017	Matt Williams	at CHI
Sep. 14, 2005	Jose Guillen	at NYM	May 22, 2011	Jim Riggleman	at BAL	April 5, 2018	Trea Turner	vs. NYM
April 6, 2006	Frank Robinson	at NYM	May 27, 2011	Jerry Hairston Jr.	vs. SDP	April 7, 2018	Anthony Rendon	vs. NYM
April 6, 2006	Felix Rodriguez	at NYM	June 5, 2011	Jason Marquis	at ARI	April 7, 2018	Dave Martinez	vs. NYM
April 29, 2006	Damian Jackson	at STL	June 6, 2011	Jim Riggleman	at ARI	July 25, 2018	Kevin Long	at MIL
May 13, 2006	Frank Robinson	at ATL	June 24, 2011	Jerry Hairston Jr.	at CWS	Aug. 8, 2018	Juan Soto	at ATL
May 17, 2006	Robert Fick	at CHI	June 25, 2011	Jim Riggleman	at CWS	Aug. 8, 2018	Kevin Long	vs. ATL
June 15, 2006	Robert Fick	vs. COL	Aug. 26, 2011	Pat Corrales	at CIN	Aug. 28, 2018	Mark Reynolds	at PHI
Aug. 19, 2006	Ramon Ortiz	at PHI	Aug. 27, 2011	Davey Johnson	at CIN	Aug. 31, 2018	Matt Wieters	at MIL
April 7, 2007	Robert Fick	vs. ARI	Aug. 29, 2012	Bryce Harper	at MIA	Sept. 16, 2018	Chip Hale	at ATL
May 23, 2007	Ray King	at CIN	Sep. 8, 2012	Gio Gonzalez	vs. MIA	Sept. 20, 2018	Bryce Harper	vs. NYM
July 2, 2007	Robert Fick	vs. CHI	Sep. 15, 2012	Davey Johnson	at ATL	April 16, 2019	Dave Martinez	vs. SFG
July 19, 2007	Dmitri Young	vs. COL	May 5, 2015	Bryce Harper	at PIT	May 7, 2019	Anthony Rendon	at MIL
July 26, 2007	Manny Acta	at PHI	May 12, 2013	Kurt Suzuki	vs. CHI	May 23, 2019	Howie Kendrick	at NYM
July 26, 2007	John Lannan	at PHI	July 13, 2013	Bryce Harper	at MIA	May 23, 2019	Dave Martinez	at NYM
Sep. 8, 2007	Pat Corrales	at ATL	July 21, 2013	Jason Werth	vs. LAD	May 21, 2019	Gerardo Parra	vs. ATL
May 17, 2008	Jesus Flores	at BAL	July 25, 2013	Davey Johnson	vs. PIT	July 28, 2019	Adam Eaton	vs. LAD
July 8, 2008	Odalis Perez	vs. ARI	Aug. 16, 2013	Stephen Strasburg	at ATL	July 28, 2019	Dave Martinez	vs. LAD
April 17, 2009	Manny Acta	vs. FLA	Aug. 16, 2013	Davey Johnson	at ATL	Sept. 8, 2019	Trea Turner	at ATL
July 30, 2009	Jim Riggleman	at MIL	Aug. 16, 2013	Scott Hairston	at ATL	Sept. 8, 2019	Dave Martinez	at ATL
Aug. 11, 2009	Rick Eckstein	at ATL	Sep. 19, 2013	Randy Knorr	vs. MIA	Sept. 13, 2019	Tim Bogar	vs. ATL
Aug. 22, 2009	Jim Riggleman	vs. MIL	June 23, 2014	Matt Williams	at MIL	Oct. 29, 2019	Dave Martinez	at HOU
April 12, 2010	Jim Riggleman	at PHI	Oct. 4, 2014	Matt Williams	vs. SFG	Aug. 13, 2020	Stephen Strasburg	at NYM
April 16, 2010	Adam Dunn	vs. MIL	Oct. 4, 2014	Asdrubal Cabrera	vs. SFG	Aug. 16, 2020	Anibal Sanchez	at BAL
May 17, 2010	Rick Eckstein	at STL	May 13, 2015	Matt Williams	at ARI	Aug. 16, 2020	Kevin Long	at BAL
May 22, 2010	Dan Radison	vs. BAL	May 13, 2015	Bryce Harper	at ARI	May 19, 2021	Dave Martinez	at CHI
June 4, 2010	Ian Desmond	vs. CIN	May 20, 2015	Bryce Harper	vs. NYY	May 30, 2021	Kevin Long	vs. MIL
June 5, 2010	Miguel Batista	vs. CIN	May 20, 2015	Matt Williams	vs. NYY	Sept. 4, 2021	Dave Marintez	vs. NYM
June 5, 2010	Jim Riggleman	vs. CIN	May 30, 2015	Yunel Escobar	at CIN	Sept. 21, 2021	Dave Martinez	at MIA
June 19, 2010	Jim Riggleman	vs. CWS	July 31, 2015	Bryce Harper	at NYM	April 8, 2022	Steve Cishek	vs. NYM
July 18, 2010	Wille Harris	at FLA	Aug. 15, 2015	Steve McCatty	at SFG	June 4, 2022	Gary Disarcina	at BAL
Aug. 17, 2010	Ivan Rodriguez	at ATL	Sep. 23, 2015	Jonathan Papelbon	vs. BAL	Aug. 6, 2022	Dave Martinez	at CIN
Aug. 18, 2010	Jim Riggleman	at ATL	May 9, 2016	Bryce Harper	vs. DET	June 17, 2022	Dave Martinez	vs. PHI
Aug. 18, 2010	Ryan Zimmerman	at ATL	May 15, 2016	Rick Schu	vs. MIA			
Aug. 28, 2010	Dan Radison	vs. STL	June 15, 2016	Anthony Rendon	vs. CHI			
Aug. 28, 2010	Scott Olsen	vs. STL	Aug. 27, 2016	Bryce Harper	vs. COL			

PRESS EJECT



RING OF HONOR AT NATIONALS PARK

On Aug. 10, 2010, the Washington Nationals unveiled their Ring of Honor at Nationals Park, honoring baseball Hall of Famers with distinct ties to Washington's baseball heritage. The display, located directly behind home plate and extending to the right field and left field facades, features Hall of Famers and those with distinguished histories with the Washington Nationals, Washington Senators, Homestead Grays and Montreal Expos.

The Nationals, in conjunction with the National Baseball Hall of Fame and Museum in Cooperstown, NY, initially developed the following criteria to honor Hall of Famers: The player had to be elected to the National Baseball Hall of Fame, the player had to have played or managed with the Washington Nationals, Washington Senators, Homestead Grays or Montreal Expos, the player had to have played significant years with those teams. In 2016, the criteria was adjusted to honor others who have made significant contributions to the game of baseball in Washington, D.C.

James "Cool Papa" Bell

Grays Center Fielder (1932, 1943-46)

Ray Brown

Grays Pitcher (1932-45, 1947-48)

Gary Carter

Expos Catcher (1974-84, 1992)

Joe Cronin

Senators Shortstop (1928-34)

Andre Dawson

Expos Center Fielder (1976-86)

Rick Ferrell

Senators Catcher (1937-41, 1944-45, 1947)

Josh Gibson

Grays Catcher (1937-46)

Goose Goslin

Senators Left Fielder (1921-30, 1933, 1938)

Clark Griffith

Senators Pitcher, Manager & Owner (1912-49)

Bucky Harris

Senators Second Baseman & Manager (1919-28, 1935-42, 1950-54)

Frank Howard

Senators Outfielder/First Baseman (1965-71)

Walter Johnson

Senators Pitcher (1907-27)

Harmon Killebrew

Senators First Baseman (1954-60)

Buck Leonard

Grays First Baseman (1934-50)

Ted Lerner

Nationals Founding Principal Owner

Heinie Manush

Senators Left Fielder (1930-35)

Cumberland Posey

Grays Outfielder, Manager & Owner (1911-46)

Tim Lincecum

Expos Outfielder (1979-90, 2001)

Sam Rice

Senators Right Fielder (1915-33)

Frank Robinson

Expos/Nationals Manager (2002-06)

Ivan "Pudge" Rodriguez

Nationals Catcher (2010-11)

Jayson Werth

Nationals Outfielder (2011-17)

Jud Wilson

Grays Third Baseman (1931-32, 1940-45)

Early Wynn

Senators Pitcher (1939-44, 1946-48)

Ryan Zimmerman

Nationals Third/First Baseman (2005-21)



WASHINGTON, DC AND THE BASEBALL HALL OF FAME AND MUSEUM



NATIONAL BASEBALL HALL OF FAME AND MUSEUM

25 Main Street, Cooperstown, New York 13326
PHONE: (607) 547-7200 **FAX:** (607) 547-2044
PUBLIC RELATIONS: (607) 547-0215
EMAIL ADDRESS: info@baseballhalloffame.org
WEB SITE: baseballhall.org

SUMMER HOURS: Memorial Day Weekend - Labor Day Weekend: 9 a.m. to 9 p.m.
OFF-SEASON HOURS: 9 a.m. to 5 p.m.

HOLIDAY CLOSINGS: Thanksgiving Day, Christmas Day, New Year's Day.

SENATORS IN THE BASEBALL HALL OF FAME (17)

HALL-OF-FAMER	YEAR INDUCTED	YEARS WITH SENATORS
Stan Coveleski (RHP).....	1969	1925-27
* Spittballer won 215 career games, tossed 3 CG in '20 World Series.		
Joe Cronin (SS).....	1956	1928-34
* Seven-time AL All-Star, led Nationals to '33 pennant as player/manager.		
Ed Delahanty (OF).....	1945	1902-03
* Career .346 hitter tallied 2,593 hits. Hit 4 HR in game (7/13/1896).		
Rick Ferrell (C).....	1984	1937-41, '44-45, '47
* Held AL games caught record (1,806) until trumped by Fisk in '88.		
Lefty Gomez (LHP).....	1972	1943
* Four-time 20-game winner, helped NYY claim 7 pennants.		
Goose Goslin (OF) *	1968	1921-30, '33, '38
* On all three WSH pennant-winning clubs. Posted 100-plus RBI 11 times.		
Clark Griffith (executive).....	1946	1912-14
* "The Old Fox" was a revolutionary player, manager and owner.		
Bucky Harris (outfielder) *	1975	1919-28
* Player/manager of 1924 World Champions Nationals.		
Whitey Herzog (manager).....	2010	1956-58
* Managed in three World Series (1982, 1985, 1987).		
Walter Johnson (RHP) *	1936	1907-27
* The Big Train posted 417 wins, 3508 K's, 110 SHO during career.		
Harmon Killebrew (1B/3B/OF).....	1984	1954-60
* Began career in DC and 84 of 573 career homers came as a Senator.		
Heinie Manush (OF) *.....	1964	1930-35
* .330 career hitter. Hit .362 in first season with WAS ('30).		
Sam Rice (OF) *	1963	1915-33
* Most career hits (2,987) without being member of 3,000-hit club.		
Al Simmons (OF).....	1953	1937-38
* Hit .300 and drove in 100-plus runs 11 straight seasons (1924-34).		
George Sisler (1B).....	1939	1928
* Twice hit .400 or better. Held single-season hits mark (257) until '04.		
Tris Speaker (OF).....	1937	1927
* MLB's all-time leader in doubles (792), tallied 3,515 career hits.		
Early Wynn (RHP).....	1972	1939, '41-44, '46-48
* Posted 300 wins, five 20-win seasons in AL-record 23-year career.		
* - spent majority of career with the Senators bold - dons Washington cap on H.O.F. plaque		

WASHINGTON-AREA PLAYERS IN THE H.O.F.

HALL-OF-FAMER	YEAR INDUCTED
Leon Day (RHP/INF).....	2003
* Alexandria, VA native was power pitcher who played for Newark.	

SENATORS/EXPOS BROADCASTERS (FORD C. FRICK AWARD)

HALL-OF-FAMER	YEAR	TEAM
Bob Wolff.....	1995	Senators
Arch McDonald.....	1999	Senators
Dave Van Horne.....	2011	Expos

EXPOS IN THE BASEBALL HALL OF FAME (11)

HALL-OF-FAMER	YEAR INDUCTED	YEAR(S) WITH EXPOS
Gary Carter (C) *	2003	1974-84
* Three-time Gold Glove was an 11-time All-Star. Hit 319 HR.		
Andre Dawson (OF) *	2010	1976-86
* Rookie of the Year in 1977, 8-time All-Star, NL MVP in 1987 with CHI.		
Vladimir Guerrero (OF) *.....	2018	1996-2003
* Four-time All-Star and three-time Silver Slugger with Montreal		
Randy Johnson (LHP).....	2015	1988-89
* 10-time All-Star, five-time CY Young Award winner, 2001 World Series.		
Pedro Martinez (RHP).....	2015	1994-97
* Eight-time All-Star, 2004 World Series, only Expo to win Cy Young Award.		
Tony Perez (1B).....	2000	1977-79
* 1,652 career RBI most among Latin players.		
Tim Lincecum (OF) *	2017	1979-90, 2001
* Only player to total 70 or more stolen bases in six consecutive seasons.		
Frank Robinson (OF/1B).....	1982	2002-04
* Only player to win NL (1961) & AL (1966) MVP, retired fourth on HR list.		
Lee Smith (RHP).....	2019	1997
* Was MLB's all-time saves leader (478) from 1993-2006.		
Larry Walker (1B/OF).....	2020	1989-94
* Made his MLB debut and spent his first six seasons (1989-94) with Montreal.		
Dick Williams (MGR).....	2008	1977-81
* Veterans Committee selection, led Expos to only Postseason berth (1981).		
* - spent majority of career with the Expos bold - dons Expos cap on H.O.F. plaque		

NATIONALS IN THE BASEBALL HALL OF FAME (1)

HALL-OF-FAMER	YEAR INDUCTED	YEAR(S) WITH NATIONALS
Ivan "Pudge" Rodriguez (C).....	2017	2010-11
* 14-time All-Star, 13-time Gold Glove, 7-time Silver Slugger, 1999 AL MVP		

NATIONALS WORLD SERIES ARTIFACTS IN THE BASEBALL H.O.F.

- The ball hit by Howie Kendrick off the right field foul pole for the go-ahead home run in Game 7
- A jersey worn by World Series MVP Stephen Strasburg in his Game 6 victory
- A cap worn by starting pitcher Max Scherzer in Game 7
- The ball hit by Juan Soto for his Game 1 home run
- A hoodie worn by manager Dave Martinez
- A bat used by Anthony Rendon
- The spikes worn by Kurt Suzuki
- The glove used by reliever Fernando Rodney

OTHER NOTABLE ARTIFACTS IN THE BASEBALL H.O.F.

- Ball hit by Brad Wilkerson for the first hit in Nationals history against the Phillies on April 4, 2005, as well as Wilkerson's jersey from the game.
- Baseball (from first pitch thrown by Livan Hernandez) and Vinny Castilla's bat (first homer in 33 summers at RFK Stadium) from Nationals' home opener, April 14, 2005 vs. Arizona.
- Cap with patch worn by Ryan Zimmerman when he hit a walk-off homer during the first game at Nationals Park on March 30, 2008.
- Numerous Virginia Tech caps worn by the Nationals—April 17, 2007 vs. Atlanta—just hours after lone gunman killed 33 students, faculty and staff on Blacksburg, VA campus located just 250 miles from DC.
- Cap worn by Stephen Strasburg and a ball from his 14-strikeout debut on June 8, 2010.
- Game-used balls used from each of Max Scherzer's two no-hitters, June 20, 2015 vs. Pittsburgh and Oct. 3, 2015 at New York and Jordan Zimmermann's no-hitter, Sept. 28, 2014.
- Cap worn by Max Scherzer when he struck out 20 Tigers on May 11, 2016.
- First-pitch ball from Max Scherzer from Opening Night on July 23, 2020.
- Helmet worn by Juan Soto during 2020 season when he won the NL batting title.
- Ball signed by the entire 1924 World Champion Senators team and President Calvin Coolidge.

SCOUTING, RESEARCH AND PLAYER DEVELOPMENT





SCOUTING DEPARTMENT DIRECTORY

FRONT OFFICE	TITLE	RESIDENCE
Kris Kline	Assistant General Manager & Vice President, Scouting Operations	Stanwood, WA
Eddie Longosz	Director, Scouting Operations	Washington, D.C.
Jack McKeon	Senior Advisor to the General Manager	Elon, NC
Kasey McKeon	Director, Player Procurement	Whitsett, NC
Mark Baca	Assistant Director, Amateur Scouting	Temecula, CA
Jeff Zona	Director, Pitching Evaluation & Special Asst. to the President of Baseball Ops & GM	Mechanicsville, VA
Steve Arneri	Special Assistant to the President of Baseball Operations & GM	Barrington, IL
Mike Daughtry	Special Assistant to the President of Baseball Operations & GM	St. Charles, IL
Willie Fraser	Special Assistant to the President of Baseball Operations & GM	Poughkeepsie, NY
Jeff Harris	Special Assistant to the President of Baseball Operations & GM	Chico, CA
Greg Hunter	Special Assistant to the President of Baseball Operations & GM	Seattle, WA
Dan Jennings	Special Assistant to the President of Baseball Operations & GM	Mobile, AL
John Mirabelli	Special Assistant to the President of Baseball Operations & GM	Mt. Pleasant, SC
Mike Pagliarulo	Special Assistant to the President of Baseball Operations & GM	Jupiter, FL
Jay Robertson	Special Assistant to the President of Baseball Operations & GM	Surprise, AZ
Matt Ruebel	Special Assistant to the President of Baseball Operations & GM	Oklahoma City, OK
Bob Schaefer	Special Assistant to the President of Baseball Operations & GM	Ft. Myers, FL
Jon Weil	Special Assistant to the President of Baseball Operations & GM	Denver, CO
Jonathan Tosches	Quality Assurance Coordinator	Washington, D.C.
Greg Ferguson	Manager, Advance Scouting	Washington, D.C.
Kenny Diaz	Coordinator, Major League Video/Technology	Arlington, VA
Dominic Merlino	Assistant, Major League Video & Technology	Washington, D.C.
Allan Bekerman	Coordinator, Minor League Video	West Palm Beach, FL


CROSSCHECKERS	TERRITORY	RESIDENCE
Fred Costello	West	Livermore, CA
Jimmy Gonzales	Midwest	San Antonio, TX
Alan Marr	East	Sarasota, FL

AREA SUPERVISORS	TERRITORY	RESIDENCE
Bryan Byrne	N. CA, NV	Fairfield, CA
Brian Cleary	KY, MI, OH, TN, WV	Cincinnati, OH
Ben Diggins	S. CA, HI	Costa Mesa, CA
Kevin Ham	S. TX, LA	Katy, TX
Bob Hamelin	S. CA	San Diego, CA
James Goodwin	IA, IL, IN, MN, ND, SD, WI	Chicago, IL
Tommy Jackson	AL, FL Panhandle, GA, MS	Birmingham, AL
Steve Leavitt	CA	Huntington Beach, CA
John Malzone	CT, MA, ME, NH, NJ, NY, PA, RI, VT	Franklin, MA
Alex Morales	FL, Puerto Rico, Southeast Crosschecker	Wellington, FL
Bobby Myrick	D.C., MD, VA, DE, NC, SC	Colonial Heights, VA
Scott Ramsay	AK, ID, MT, OR, WA, WY, Canada	Valley, WA
Mitch Sokol	AZ, CO, El Paso, Las Vegas, NM, UT	Phoenix, AZ
Cody Staab	AR, KS, NE, MO, N. TX, OK	Allen, TX

SCOUTING DEPARTMENT



Kris Kline



Eddie Longosz



Jack McKeon



Kasey McKeon



Mark Baca



Jeff Zona



Steve Arneri



Mike Daughtry



Willie Fraser



Jeff Harris



Greg Hunter



Dan Jennings



John Mirabelli



Mike Pagliarulo



Jay Robertson



Matt Ruebel



Bob Schaefer



Jon Weil




Jonathan Tosches



Greg Ferguson



Kenny Diaz



Dominic Merlino



Allan Bekerman



Fred Costello



Jimmy Gonzales



Alan Marr



Bryan Byrne



Brian Cleary



Ben Diggins



Kevin Ham



Bob Hamelin



James Goodwin



Tommy Jackson



Steve Leavitt



John Malzone



Alex Morales



Bobby Myrick



Scott Ramsay



Mitch Sokol



Cody Staab



INTERNATIONAL SCOUTING DEPARTMENT DIRECTORY

FRONT OFFICE	TITLE	RESIDENCE
Johnny DiPuglia	Vice President and Assistant General Manager, International Operations	Hollywood, FL
Mike Cadahia	Director, International Operations	Miami Springs, FL
Fausto Severino	Director, Latin American Scouting	West Palm Beach, FL
German Robles	Coordinator, Venezuela.....	Maracay, VEN
Taisuke Sato	Assistant, International Scouting.....	West Palm Beach, FL
Ricky Gutierrez	Special Assistant to the Vice President and Assistant GM, International Ops.....	Pembroke Pines, FL
Jose Ortega	International Scout	Pembroke Pines, FL

CROSSCHECKERS	TERRITORY	RESIDENCE
Modesto Ulloa	Latin America	Santo Domingo, DOM
Ricardo Vasquez	Latin America	Santo Domingo, DOM
Alex Rodriguez	Latin America	Miami Springs, FL

AREA SCOUTS	TERRITORY	RESIDENCE
Eduardo Cabrera	Colombia.....	Cartagena, COL
David Leer	Curacao and Aruba.....	Noord, AW
Abraham Despradel	Dominican Republic	Santo Domingo, DOM
Virgilio De Leon	Dominican Republic	San Pedro de Macoris, DOM
Oscar Disla	Dominican Republic	Bani, DOM
Bolivar Pelletier	Dominican Republic	Santo Domingo, DOM
Miguel Ruiz	Panama	Panama City, PAN
Salvador Donadelli	Venezuela.....	Maturin, VEN
Juan Indriago	Venezuela.....	Caracas, VEN
Ronald Morillo	Venezuela.....	Maracaibo, VEN
Juan Muñoz	Venezuela.....	Caracas, VEN





INTERNATIONAL SCOUTING DEPARTMENT



Johnny DiPuglia



Mike Cadahia



Fausto Severino



German Robles



Taisuke Sato



Ricky Gutierrez



Jose Ortega



Modesto Ulloa



Ricardo Vasquez




Alex Rodriguez



Eduardo Cabrera



David Leer



Abraham Despradel



Virgilio De Leon



Oscar Disla



Bolivar Pelletier



Miguel Ruiz



Salvador Donadelli



Juan Indriago



Ronald Morillo



Juan Muñoz

SCOUT OF THE YEAR AWARDS

The Phil Rizzo Scout of the Year Award is given annually to the Washington Nationals scout who represents the integrity, character and work ethic exemplified by Mike Rizzo's late father, Phil Rizzo. Jeff Zona, Special Assistant to the President of Baseball Operations and General Manager and Director of Pitching Evaluation, is this year's winner, announced by Mike Rizzo.

"Congratulations to Jeff on taking home this year's very special award," said Rizzo. "Jeff was one of my first hires in 2006 and he has been an invaluable member of our staff ever since. His knowledge, work ethic and preparation – especially as it relates to the Draft – is some of the best I've ever seen. He's a trusted, loyal member of our scouting department, and I am incredibly proud to name him this year's winner."

"I'd like to thank Mike for selecting me as this year's winner of the Phil Rizzo Scout of the Year Award," said Zona. "Phil was a legend in the scouting community and was a person I looked up to in scouting and in life. I'm extremely honored to accept this award in his name."

Ricardo "Riki" Vasquez is this year's winner of the International Scout of the Year Award. He serves as a crosschecker in Latin America and resides in Santo Domingo, Dominican Republic. He oversees the day-to-day scouting operations in the Dominican Republic, including scouting reports, schedules, expenses and player signings.

Vasquez joined the Washington Nationals as a video intern in 2016 and went on to participate in Major League Baseball's scout school in 2017. He was hired as an area scout in the Dominican Republic in 2018 and promoted to crosschecker in 2020. He has signed several players from the Dominican Republic and was involved in signing shortstop Armando Cruz and outfielder Cristhian Vaquero.

"We wouldn't be able to do what we do in the Dominican Republic without the work of Riki," said DiPuglia. "Riki started from the ground floor and worked his way up through hard work and dedication. Has become a valuable asset to the Nationals, and his career is only getting started. Congratulations to him on being selected as this year's winner."

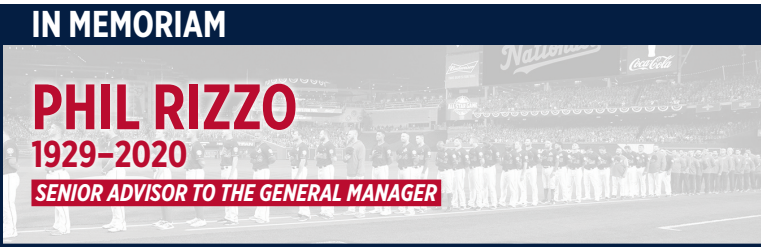
"It's an honor to win this award," Vasquez said. "I am so proud to be a part of this organization and especially to be a part of the international scouting staff. The Nationals are like a family to me. We have done some great things together as a team, and I cannot wait to see what we accomplish together in the future. Thank you to Johnny for trusting and believing in me and for honoring me with this award."



IN MEMORIAM

PHIL RIZZO
1929–2020

SENIOR ADVISOR TO THE GENERAL MANAGER



Phil Rizzo spent 11 seasons as a Senior Advisor to his son, Mike Rizzo, Washington's President of Baseball Operations and General Manager. He was named to the position on Dec. 3, 2009, at the time bringing more than 40 years of scouting experience to the organization.

Phil joined his son for the second time in their respective careers when he was hired by the Nationals in 2009. The two also worked together for seven seasons (1999-2005) with Arizona, where Phil was a Diamondbacks Special Assignment Scout.

While with the Diamondbacks, Rizzo made the first call and filed the first report on University of Kentucky right-hander Brandon Webb, who won the 2006 NL Cy Young Award and represented Arizona in three All-Star Games.

In addition to his time with the Nationals and Diamondbacks, Rizzo's 50-year career in baseball included stints as a scout in the Chicago area for the Chicago White Sox, Los Angeles Angels, Milwaukee Brewers and New York Yankees.

Rizzo is also credited with signing right-handed pitcher Bob Wickman, left-handed pitcher Bob Kipper, catcher Mike Matheny, infielder Dick Schofield and infielder Mark Loretta, among others.

In May 2008, Rizzo was one of eight scouts to comprise the inaugural class of the Professional Baseball Scouts Hall of Fame.

Phillip "Butch" Rizzo passed away at age 90 on Feb. 1, 2020. Phil led his family with the values of hard work, grit and loyalty. His impact on the Washington Nationals and the professional baseball scouting community will not be forgotten.

SPECIAL ASSISTANTS / SCOUTING**EDDIE LONGOSZ****Director, Scouting Operations**

Longosz enters his 13th year with the Nationals, his eighth in his current role as Director of Scouting Operations...He was promoted from assistant director to director following the 2015 season...In his role, he assists Mike Rizzo on all aspects of Washington's amateur, professional and international scouting operations...Longosz previously served as a scouting assistant from 2011-14...He joined the club as a baseball operations intern during 2010 Spring Training in Viera, Fla. before earning full-time status following the season...Longosz, a Washington, D.C. native, attended St. Albans School in Washington, D.C. playing baseball and basketball...He continued his baseball playing career collegiately at the University of Richmond (Va.)...He graduated from the University of Richmond in 2009 with a degree in business administration with a concentration in finance...Longosz resides in Washington, D.C. with his wife, Natalie Garagiola, and son, Charlie.

KASEY McKEON**Director, Player Procurement**

McKeon joined the Nationals on Oct. 27, 2009 as Director of Player Procurement...He enters his 14th season with Washington after working seven seasons (2003-09) with the Rockies as an assistant to Dan O'Dowd, the Rockies Executive Vice President and General Manager...Colorado won the 2007 National League Championship in the first of two Postseason appearances made during his tenure there...McKeon also serves as a Team USA Committee member...Previously worked for Cincinnati, Cleveland and San Diego in various scouting capacities, including a stint as the Reds scouting director...Served on Team USA's Selection Committee in 2003...Is a graduate of San Diego State University...Played two professional seasons as a catcher in the Tigers' chain...Father, Jack McKeon, is a senior advisor to Mike Rizzo.

MARK BACA**Assistant Director, Amateur Scouting**

Baca, entering his 16th season with the Washington Nationals, transitioned to his current role of Assistant Director of Amateur Scouting in Nov. 2017 after spending the previous four seasons (2014-17) as Washington's national supervisor...From 2010-13, he served as the national crosschecker, covering the Western region of the United States...Baca started with Washington in 2008, serving as an area scout covering the talent-rich region of Southern California...He covered that same region as an area scout for Arizona (2001-07), with whom he earned a World Series ring in 2001...Prior to his stint with Arizona, worked as an area scout for Montreal (1995-2000) and Cleveland (1993-95)...Baca attended Cal State-Fullerton and was selected by the Angels in the 22nd round of the 1987 First-Year Player Draft.

JEFF ZONA**Director, Pitching Evaluation & Special Assistant to the President of Baseball Operations and General Manager**

Zona enters his 17th season with Washington and fifth with the added title of Director of Pitching Evaluation...He was promoted to his position of Special Assistant on Nov. 21, 2013...From 2009-13, Zona served as the national crosschecker covering the Eastern region of the United States...He spent the 2008 and 2009 campaigns as a Major League scout and became the national crosschecker following the 2009 season...He joined Washington's amateur scouting staff as the eastern crosschecker in Sept. of 2006...Zona previously spent 16 years with Boston, earning a World Series ring in 2004...He attended Virginia Commonwealth University in Richmond, Va. and played three professional seasons with Boston and Atlanta before joining the Boston scouting staff in 1991.

STEVE ARNIERI**Special Assistant to the President of Baseball Operations and General Manager**

Steve Arneri was named Special Assistant to the President of Baseball Operations and General Manager on Dec. 23, 2014...He was the winner of the inaugural Phil Rizzo Scout of the Year Award in 2021...He is entering his 18th year with the Nationals after joining the organization as an area supervisor in the fall of 2006, scouting amateur players in the Midwest, Upper Midwest and Canada...During his tenure, he signed eventual Major Leaguers James Bourque, Jordan Zimmermann and Jake Smolinski and provided scouting reports on Blake Treinen, Drew Storen, Tanner Roark and Aaron Barrett...He covered the same region for the San Francisco Giants from 1999-2006 and, prior to that, worked from 1996-98 as an associate scout for Boston...From 1991-95, he scouted the Midwest for the White Sox organization, working with current Nationals GM Mike Rizzo...He also served as the hitting coach for Rookie-Level Bristol (CWS) in 1995...He began his scouting career as an associate scout for the Chicago White Sox in 1988 and stayed there until 1989...He worked as the hitting coach for Rookie-Level Butte (TEX) in 1990 and from 1982-87, served as the hitting coach for the University of Illinois...Arneri joined the coaching ranks in 1980 as an assistant coach for his alma mater, Northern Illinois University, where he played outfield for two seasons (1977-78)...He began his collegiate career at Harper (Ill.) Community College, where he played two seasons (1975-76)...Arneri resides in Barrington, Ill., with his wife and two daughters.

MIKE DAUGHTRY**Special Assistant to the President of Baseball Operations and General Manager**

Daughtry begins his 14th season with the Washington Nationals, serving as a professional scout covering the Midwest...He joined the Nationals after spending 10 seasons (2001-10) as a scout and supervisor for the Arizona Diamondbacks...Prior to that, he enjoyed stints with Texas (1987-2000), the MLB Scouting Bureau (1986-87), Pittsburgh (1985) and Philadelphia (1973-85)...Was offered a playing contract with the Montreal Expos in 1969 but, due to military status, was not able to sign and ended up playing the season in the Mexican League...Enlisted in the United States Air Force, ending his season, but allowed him to finish his college degree that fall...Began his collegiate career at Blinn (Texas) Junior College before graduating from Sul Ross State (Texas) University in 1970.

SPECIAL ASSISTANTS / SCOUTING**WILLIE FRASER*****Special Assistant to the President of Baseball Operations and General Manager***

Fraser joined the Nationals in 2022 following a stint with the Chicago Cubs as a pro scout from 2019-21...He served the previous three seasons with the Miami Marlins as a special assignment scout (2018) and an advance scout (2016-17)...From 2014-15, he worked as an advance scout for the Los Angeles Dodgers following one season with them as a professional scout in 2013...He joined the Los Angeles Angels in 2010 and worked three seasons (2010-12) as an advance scout and a Major League scout before moving on to the Dodgers... From 1999-2009, he co-owned Iscouts, Inc. along with Mike Pagliarulo where he provided scouting reports to six Major League teams and five Nippon Professional Baseball (Japan) teams...A first-round pick (No. 15 overall) of the California Angels in 1985, Fraser played parts of eight Major League seasons with the Angels (1986-1990), Toronto Blue Jays (1991), St. Louis Cardinals (1991), Florida Marlins (1994) and Montreal Expos (1995)...He also spent three seasons (1996-98) with Orix of the Japan Professional League...A native of Poughkeepsie, N.Y., Fraser graduated from Concordia College in 1985 with a degree in physical education.

JEFF HARRIS***Special Assistant to the President of Baseball Operations and General Manager***

Harris joined the Nationals in 2022 after five seasons (2016-20) as a pro scout with the Philadelphia Phillies...Prior to his time with Philadelphia, Harris worked as a pitching coach in Cleveland's Minor League system from 2009 to 2015...He spent the 2014 and 2015 seasons with Double-A Akron while also serving as an instructor in Major League Spring Training...He also served as the pitching coach of Single-A Carolina (2013), Single-A Lake County (2011-12) and the Arizona Rookie League (2009-10)...Harris joined the coaching ranks after a 14-year professional career that included 14 Major League appearances with the Seattle Mariners from 2005-06...A native of Pinole, Calif., Harris was selected in the 28th round of the 1995 First-Year Player Draft out of the University of San Francisco...He and his wife, Kimberly, reside in Chico, Calif. with their daughters Rilyn and Emerson.

GREG HUNTER***Special Assistant to the President of Baseball Operations and General Manager***

Hunter embarks on his second year with the Nationals after spending 25 years (1996-2020) with the Seattle Mariners in various baseball operations roles...He spent 12 seasons (2009-20) as a pro scout...Prior to that, he worked as their director of player development (2007-09), director of Minor League operations (2003-06), director of Minor League administration (2000-02) and as an assistant in player development (1996-2001)...Hunter joined the Mariners player development department in February 1996...He played four professional seasons (1990-93) in Seattle's Minor League system...A native of Kirkland, Wash., Hunter played in the 1980 Little League World Series... He went on to be a four-year letter winner at Washington State University and graduated in 1990 with a degree in social sciences...Hunter resides in Seattle, Wash...He is married to wife, Holly, and has one daughter, Juniper.

DAN JENNINGS***Special Assistant to the President of Baseball Operations and General Manager***

Jennings returns for his eighth season with the Nationals after spending the previous 13 years (2002-15) with the Florida/Miami Marlins... Jennings came to Washington on the heels of the unique experience of serving the Miami Marlins both in an executive role (most recently as vice president and general manager) and in an on-field capacity, serving as the Marlins' field manager from May 18, 2015 through the end of the season...He joined the Florida Marlins in 2002 as vice president of player personnel and began his ascension through their front office, also serving as the Marlins' assistant general manager & VP of player personnel, before his promotion to general manager on Sept. 29, 2013...Prior to joining the Marlins, Jennings was the director of scouting for the Tampa Bay Devil Rays for more than seven seasons (1995-2001), during which the Rays signed and developed more than 50 Major League players – including Josh Hamilton, Carl Crawford, Jason Hammel, James Shields and Rocco Baldelli...Jennings began his career as an associate scout for the Cincinnati Reds in 1986 and moved to an area scout role with the Seattle Mariners in 1988...Jennings, who serves on the Board of Directors for the MLB Scout of the Year program and the Professional Baseball Scouts Foundation, was elected into the Professional Baseball Scouts Hall of Fame in 2012... An undrafted right-handed pitcher who was signed by the New York Yankees out of a 1984 tryout camp, he played collegiately for the University of Southern Mississippi before graduating from William Carey College in Hattiesburg, Miss. in 1984.

JOHN MIRABELLI***Special Assistant to the President of Baseball Operations and General Manager***

Mirabelli joined the Nationals in 2022 after 22 seasons with the Cleveland organization...The 2023 season will be his 33rd in Major League Baseball...Mirabelli was inducted into the Professional Baseball Scouts Hall of Fame in 2013...He held multiple leadership roles within Cleveland's scouting operation, joining Cleveland in 2000 as its director of scouting...He served as assistant general manager from 2002-10 and senior director of scouting operations from 2011-2020...Prior to joining Cleveland, he spent parts of 10 seasons in scouting roles with the Detroit Tigers, working as an area scout from 1990-96, southeast supervisor in 1997 and national crosschecker from 1998-99...He was named Detroit's Scout of the Year in 1996 and 1997...Mirabelli played college baseball at North Carolina State and returned to the Wolf Pack as pitching coach and recruiting coordinator from 1985-90...John and his wife, Mirella, have two children, Tina and Tommy.

SPECIAL ASSISTANTS / SCOUTING

MIKE PAGLIARULO

Special Assistant to the President of Baseball Operations and General Manager

A veteran of 11 Major League seasons and a member of the 1991 World Series champion Minnesota Twins, Pagliarulo joined the Nationals in a scouting role in 2022...He boasts more than 40 years in professional baseball and most recently served as the hitting coach of the Miami Marlins from 2017-19....He spent two seasons (2015-16) as Pittsburgh's Triple-A hitting/infield coach...He joined the Los Angeles Angels as a scout from 2011-12....From 1999-2009, he co-owned Iscouts, Inc. along with Willie Fraser where he provided scouting reports to six Major League teams and five Nippon Professional Baseball (Japan) teams...Pagliarulo hit 134 home runs, including 28 in 1986 and 32 in 1987, over more than 1,200 games across 11 Major League seasons...He graduated from the University of Miami in 1981 with a degree in economics after graduating from Medford (Mass.) High School...He was inducted into Miami's Hall of Fame in 1999...He is married to wife, Karen, and has two children; daughter, Erica, and son, Michael...Pagliarulo serves on the board of directors for America's Adopt a Soldier (Washington DC), RIG Foundation, and Compassionate Care ALS...He also founded the Baseball Institute of Development in 2009, focusing on performance-based injury prevention for athletes.

JAY ROBERTSON

Special Assistant to the President of Baseball Operations and General Manager

Jay Robertson begins his 13th season as a Special Assistant to Mike Rizzo...He plays an integral role in the Nationals' professional scouting department, providing detailed analysis and scouting reports that assist in building both the Major League and the Minor League rosters...He is responsible for covering several organizations, from the Major League clubs down to the low Minor League levels...Prior to joining the Nationals, Robertson spent eight seasons as special assistant to the general manager with the Rangers, working under the leadership of John Hart (2002-05) and Jon Daniels (2006-09)...He enjoyed an 11-year tenure (1990-2001) with Cleveland, culminating with appointment as special assistant to general manager John Hart for the 2000-01 campaigns...He helped Cleveland to six Postseason appearances, including two American League Championships (1995, 1997)...During his time as Cleveland's scouting director, he signed Richie Sexson, Sean Casey, Russell Branyan and Jaret Wright, among others...Robertson pitched for five seasons in Toronto's chain before enjoying both coaching and scouting stints with the Phillies and Twins.

MATT RUEBEL

Special Assistant to the President of Baseball Operations and General Manager

Ruebel joined Washington in 2023 after 11 seasons (2011-22) with the Pittsburgh Pirates...He spent the last three seasons as a professional scout after four seasons as a special assistant to the general manager...Prior to his stint as a special assistant, Ruebel spent four years as Pittsburgh's national scouting supervisor...He joined the Pirates after a three-year run (2009-11) with the Baltimore Orioles, where he served as a national crosschecker...Ruebel began his scouting career with the Cleveland organization in 2001...After four years as an area scout, he served as a crosschecker in 2006 and as a regional supervisor in 2007-2008...A left-handed pitcher, Ruebel was selected by Pittsburgh in the third round of the 1991 First-Year Player Draft...In his two seasons (1996-97) with the Pirates, he went 4-3 with one save and a 5.49 ERA in 70 appearances (seven starts)...He also appeared in seven games with Tampa Bay in 1998 and finished his Major League career with a 4-5 record and a 5.54 ERA in 77 games (eight starts)...He and his wife Christy reside in Oklahoma City with their daughter Kendall.

BOB SCHAEFER

Special Assistant to the President of Baseball Operations and General Manager

Schaefer joined the Nationals as Special Assistant to the General Manager on Nov. 29, 2010...This will mark his 12th season with the Nationals and, in total, he owns more than 40 years of scouting, managing and coaching experience...He joined the Nationals after serving as Joe Torre's bench coach with the Dodgers for three seasons from 2008-10, the first two of which resulted in berths in the National League Championship Series (2008, 2009)...He spent the 2007 season as the bench coach for the Oakland Athletics...He also coached for eight years with the Kansas City Royals, serving as first base coach (1988-90) and bench coach (1991)...He then returned to Kansas City as bench coach from 2002-05...He twice skippered Kansas City in an interim capacity (1991, 2005)...Schaefer previously served as a special assistant to the GM for Kansas City (1992), Boston (1993), Atlanta (2006) and Baltimore (1999-01)...From 1993-98, Schaefer served as the director of player development for the Boston Red Sox...During his seven-year Minor League managerial career, Schaefer led his teams to three championships and was twice named South Atlantic League Manager of the Year (1980, 1981) as well as Eastern League Manager of the Year in 1986...He played shortstop for three seasons in the St. Louis chain after being selected in the 13th round of the 1966 June Amateur Draft...Schaefer attended the University of Connecticut where, in 1965, he played in the College World Series and, in 1966, led the NCAA in home runs while captaining the team...He earned a bachelor's and master's degree in Education from UConn...He and his wife, Betty, have two daughters (Lori and Jamie) and two granddaughters (Kate and Alli).

SPECIAL ASSISTANTS / SCOUTING

JON WEIL

Special Assistant to the President of Baseball Operations and General Manager

Weil embarks on his second season with the Nationals after spending the previous 16 seasons with the Colorado Rockies...The 2023 season will be his 28th year in professional baseball...From 2014-21, he served as Colorado's assistant general manager, player personnel, assisting with player acquisitions, evaluating the Major League club and the Minor League teams, and overseeing both the Rockies' Major League and Minor League scouting efforts...Weil served as Colorado's director of professional scouting from 2010-14 after being promoted from manager of professional scouting, a role he served in for two years...In 2012, he was awarded the Herb Hippauf Scouting Award, presented annually to the individual that exemplifies loyalty, dedication, honesty and a commitment to doing what is in the best interest of the Colorado Rockies...Prior to working in professional scouting, Weil was the Rockies' manager of Minor League operations for two years, assisting in the operations of the player development department...Weil joined the Rockies after spending nearly five years as an area scout for the Kansas City Royals...His baseball career began while working as a Florida Marlins bat boy in 1996 and 1997, the year they won the World Series title...In 1998 and 1999, he interned in Florida's player relations and scouting departments, then went on to complete MLB's Scout Development Program in 2000...A native of Hollywood, Fla., Weil graduated from Hollywood Hills High School in 1996...In 2000, he earned a bachelor's degree in business management from the University of Florida, graduating with honors...Subsequently, he received a master's degree in sports management from Nova Southeastern University...Jon and his wife Laura reside in Denver, Colo., with their daughters, Anabella and Kendall.

INTERNATIONAL SCOUTING

MIKE CADAHIA

Director, International Operations

Cadahia returns for his fourth season with the Nationals after joining the organization in 2020...He was inducted into the Florida Diamond Club Hall of Fame in Oct. 2020...Prior to joining the Nationals, he spent two seasons (2017-19) as an international crosschecker for the Arizona Diamondbacks...From 2011-17 and 2002-08, he worked as a scouting supervisor for the Miami Marlins...Between those stints, he was the national crosschecker for the Seattle Mariners from 2008-11...From 1999-2002, he worked as a special assignment scout, east coast supervisor and international crosschecker for the Toronto Blue Jays...He began his scouting career by covering South Florida for the Texas Rangers (1995-99) and California Angels (1991-95)...Cadahia is a native of Cuba and resides in Miami Springs, Fla. with his wife Raquel, daughter Crystal, and sons Michael and Alex.

FAUSTO SEVERINO

Director, Latin American Scouting

Severino returns to the Nationals for his 14th season and fourth as the Director of Latin American Scouting...Severino has held several roles in Washington's International Operations department since joining the organization in 2009...He served as Latin America crosschecker from 2016-19 after spending the previous six seasons (2010-15) working at Washington's Dominican Summer League Academy...He was promoted to director of Dominican Summer League Academy operations in November of 2014...He joined the Nationals in November 2009 as the Dominican academy administrator...In addition to his responsibilities scouting Latin America, Severino is tasked with overseeing the day-to-day operations of Washington's Dominican Academy in Boca Chica, Dominican Republic with the assistance of Latin America crosschecker Alex Rodriguez...Severino earned a master's degree in sports management from Barry University in Miami and his bachelor's degree in sports management from Point Park University in Pittsburgh, Pa.



RESEARCH & DEVELOPMENT AND PLAYER DEVELOPMENT DIRECTORY

BASEBALL RESEARCH AND DEVELOPMENT

Senior Director, Baseball Research & Development.....	Lee Mendelowitz
Director, Baseball Research & Strategy.....	Max Ehrman
Manager, Major League Strategy.....	David Higgins
Lead Analyst, Baseball Research & Development.....	Michael Schatz
Analyst, Baseball Research & Development.....	David Gagnon
Analyst, Baseball Research & Development.....	Lee Przybylski
Analyst, Baseball Research & Development.....	Omar Taveras
Coordinator, Player Development Analytics.....	Jordan Rassmann
Senior Developer, Baseball Research & Development.....	Jason Holt
Senior Developer, Baseball Research & Development.....	Jay Liu
Data Engineer.....	Chris Jordan

PLAYER DEVELOPMENT

Director, Player Development.....	De Jon Watson
Director, Minor League and Florida Operations.....	Ryan Thomas
Director, Player Development Tech & Strategy.....	David Longley
Assistant Director, Player Development.....	John Wulf
Assistant Director, Minor League Operations.....	JJ Estevez
Assistant Director, Player Dev. Tech & Strategy.....	Patrick Coghlan
Manager, Florida Operations.....	Diane Wiebe
Coordinator, Player Education & Cultural Development.....	Andrew Scarlata
Coordinator, Minor League Video.....	Allan Bekerman
Player Development Analyst.....	Allan Ho
Biomechanist.....	Brittany Mills
Biomechanist.....	Bill Johnson
Minor League Clubhouse & Equipment Coordinator.....	Carlos Felix
Minor League Clubhouse Operations.....	Scott Paquin
DSL Academy Administrator.....	Eduardo Castro
DSL Clubhouse Assistant.....	Edniel Rouancourt
DSL Academy Administrative Assistant.....	Lorena Rosario

MINOR LEAGUE COORDINATORS

Field Coordinator.....	Bob Henley
Senior Advisor, Player Development.....	Dave Jauss
Quality Control Coordinator.....	Bill Mueller
Hitting Coordinator.....	Joe Dillon
Lower Level Hitting Coordinator.....	Troy Gingrich
Pitching Coordinator.....	Sam Narron
Lower Level Pitching Coordinator.....	Michael Tejera
Rehabilitation Pitching Coordinator.....	Mark Grater
Infield Coordinator.....	Cody Ransom
Outfield/Baserunning Coordinator.....	Coco Crisp
Catching Coordinator.....	Randy Knorr
Strength and Conditioning Coordinator.....	Gabe Torres
Assistant Strength and Conditioning Coordinator.....	Shane Hill
Medical Rehab Coordinator.....	Gene Basham
Assistant Medical Rehab Coordinator.....	Jeff Allred
Rehab Coordinator.....	JR Wood
Mental Skills Coordinator.....	Dana Sinclair
Minor League Dietitian.....	Emily Kaley

RESEARCH AND DEVELOPMENT

LEE MENDELOWITZ

Senior Director, Baseball Research and Development



Mendelowitz enters his 10th season with the Nationals and second as Senior Director of Baseball Research and Development...In this position, he leads the front office's analysis of baseball data, working closely with the R&D group's analysts and developers on projects related to the evaluation of player performance, strategic decision-making and building solutions to help disseminate information throughout baseball operations...He was promoted to this role after two seasons (2020-21) as Washington's director of baseball research...Mendelowitz served as an analyst in Washington's R&D group for three seasons (2015-17) and as a senior analyst for two seasons (2018-19) ...He started with the Nationals as an intern in baseball R&D during the 2014 season...He earned a bachelor's degree in applied physics from Cornell (N.Y.) University in 2008 and a Ph. D. in applied math from University of Maryland in 2015...Mendelowitz is originally from Bergen County, New Jersey and now resides in Washington, D.C. with his wife, Diana, and daughter, Madelyn.

MAX EHRMAN

Director, Baseball Research & Development



Ehrman enters his seventh season with the Nationals, his first as the Director of Baseball Research and Development... He was promoted to Director from Assistant Director on Nov. 8, 2022...In his current role, Ehrman leads Baseball R&D's pro player evaluation by creating and maintaining proprietary statistics, directing analysts' research and analyzing player transactions for the entire baseball operations department...Prior to this promotion, Ehrman served as a senior analyst (2019-2021) and an analyst (2017-2019) on Washington's Research & Development team...He originally joined the Nationals as an intern in 2017...Ehrman received a Bachelor of Arts degree in Mathematics from Columbia (N.Y.) University in 2012 and a Ph. D. in Mathematics from Yale (Conn.) University in 2017... Ehrman is originally from Boston, Mass. and now lives in Washington, D.C.

PLAYER DEVELOPMENT

DE JON WATSON

Director, Player Development



Watson, entering his seventh season with the Nationals, was named Director of Player Development in November 2021...Under his watch, Washington's Minor League system has ascended to the top half of the league according to several publications...He spent the previous five seasons (2017-21) as a special assistant to Mike Rizzo...He returned to the player development role, where he oversees Washington's Minor League system...Watson brings extensive player development experience, having led the Los Angeles Dodgers player development system from 2007-14, serving as their vice president of player development for three years (2012-14) and their assistant general manager for player development for five seasons (2007-11)...During his time overseeing Los Angeles' player development, Watson and his staff conducted an annual Winter Prospect Development program that included instruction both on and off the field...That program helped more than 50 players reach the Major Leagues, including Clayton Kershaw, Matt Kemp, Kenley Jansen, Joc Pederson, Nathan Eovaldi, Corey Seager, Ross Stripling, Miguel Rojas, Dee Strange-Gordon, Julio Urias, Yasiel Puig, Scott Van Slyke, A.J. Ellis, Yimi Garcia, Victor Gonzalez and many others...Under Watson's leadership in 2010, Topps named the Dodgers its Organization of the Year. The prestigious award highlights the Major League team that has shown outstanding performance, depth and talent throughout its Major and Minor League teams... The 2022 season will mark Watson's 37th in professional baseball...Prior to joining the Nationals, he spent the 2015 and 2016 seasons as Arizona's senior vice president of baseball operations...Watson guided the franchise's professional, amateur and international scouting as well as all player development functions...In 2015, Watson and his staff drafted and signed the No. 1 overall pick in the First-Year Player Draft, Dansby Swanson...He was also responsible for increasing the franchise's focus in the international market, reaching deals with right-handed pitcher Yoan López and outfielder Yasmany Tomás...Prior to joining the Dodgers, Watson served as director of professional scouting for Cleveland (2004-06) and was a pro scout (2001-03) and the director of scouting (1998-2000) in Cincinnati...Watson began working in Major League Baseball in 1991 with the Florida Marlins and served as an area scout when the club won its first World Championship in 1997...A graduate of Santa Monica (Calif.) High School, Watson attended West Los Angeles Community College and was a third-round draft choice of the Kansas City Royals in 1985...He played five Minor League seasons before moving into a scouting role.

RYAN THOMAS


Director, Minor League and Florida Operations



Thomas enters his 18th year with the Washington Nationals, his seventh in his current role of Director of Minor League and Florida Operations...He served the previous five seasons (2011-15) as assistant director of Minor League operations...He assists De Jon Watson on all aspects of Washington's player development system...Thomas previously served as coordinator of player development (2008-10) and player development assistant (2006-08)...He joined the club as a media relations intern during the 2006 season before earning full-time status following the season...Thomas graduated from the University of Miami (Fla.) in 2003 with a degree in business administration and earned his MBA from Miami in 2005...While at the University of Miami, Thomas worked in the Athletic Department as a student assistant with the Hurricane Club...Thomas resides in Wellington, Fla., with his wife, Sara, and son, R.J.

PLAYER DEVELOPMENT

DAVID LONGLEY



Longley joined the Nationals in 2022 after six seasons with the San Diego Padres, most recently as their assistant director of baseball operations (2018-21)...From 2016-18, he served as their coordinator of Major League translation and baseball operations...He worked as an assistant in player development and scouting for the New York Yankees in 2015 and, in 2014, worked as a Spanish interpreter for the Los Angeles Dodgers...Longley graduated from Wheaton (Mass.) College in 2012, where he was also a captain of the baseball team...In 2021, he received his master's of arts in Latin American studies from the University of California - San Diego.

Director, Player Development Technology & Strategy

JOHN WULF



Wulf enters his 11th year with the Nationals, his second in his current role as Assistant Director, Player Development... He was promoted from coordinator of baseball operations after four seasons (2018-21) in the role...Wulf got his start as a Minor League video intern for the Potomac Nationals in 2013...He interned in the front office in 2014 before becoming a baseball operations assistant in 2015...Wulf graduated from Hamilton College in 2012, where he played four years on the baseball team...He led the conference in sacrifice hits and hit by pitches his senior year...Wulf is originally from Larchmont, N.Y. and currently resides in Washington, D.C. with his wife, Abigail...He is a proud board member of DC Girls Baseball.

Assistant Director, Player Development


JJ ESTEVEZ



Estévez enters his 12th year with the Nationals, his second in his current role as Assistant Director of Minor League Operations...He was promoted following the 2021 season...In his role, he assists De Jon Watson on all aspects of Washington's player development and Latin America operations...Estévez previously served as the manager of Minor League operations from 2017-21 and as an assistant in player development from 2014-16...In 2013, he served as a baseball operations intern in Washington, D.C. before earning full-time status following that season...He joined the club as a player development intern during Spring Training in 2012...Estévez, a native of Santiago, Dominican Republic, attended Instituto de Desarrollo Integral Leonardo Da Vinci (HS) in Santiago, DR...He played club/league amateur baseball in Santiago...In 2008, he came to the U.S. on a baseball/academic scholarship with Montreat College (N.C.), where he began his collegiate baseball career...He graduated from Montreat College in 2011 with a Bachelor's Degree in Business Administration with a concentration in Sports Management...In 2016, he received his Master's Degree in Sport and Physical Activity Psychology from Instituto Europeo Campus Stellae in Santiago de Compostela, Spain...Estévez currently resides in West Palm Beach, Fla.

Assistant Director, Minor League Operations

PATRICK COGHLAN



Coghlan joins the Nationals after nine seasons with the San Diego Padres, most recently as a professional scout (2020-22)...From 2018-19, he served as their manager of Major League advance scouting and video operations...Coghlan got his start in professional baseball as a Minor League video intern for the Lake Elsinore Storm in 2014...He interned in the front office in 2015 before spending two seasons as coordinator of Major League advance scouting (2016-17)...Coghlan graduated from Purdue (IN) University in 2012 where he spent two seasons as a member of the baseball team.

Assistant Director, Player Development Technology & Strategy

BRITTANY MILLS



Mills joins the Nationals after spending the 2022 season with the New York Yankees, where she served as a biomechanics assistant. In her current role, Mills utilizes motion capture technology to analyze player mechanics for improving performance and preventing injury. The first black female biomechanist in Major League Baseball, Mills completed her graduate degree in Applied Physiology and Kinesiology from University of Florida in 2022. She received her bachelor's in Mechanical Engineering from Purdue University in 2020.

Biomechanist



BASEBALL OPERATIONS

JAMES BADAS

Director, Baseball Operations




Badas enters his seventh season with the Nationals...He was promoted to the role of Director, Baseball Operations in November 2022 after spending one season as the assistant director, baseball operations...He spent two seasons (2020-21) as a senior analyst and two seasons (2018-19) as an analyst in baseball operations...In his current role, Badas supports decision-making processes across baseball operations, with a primary focus on the 40-man roster...Badas assists with player evaluation, salary arbitration, free agency and trade preparation, and other transactional matters...He joined the club as a baseball operations intern in 2017...A native of Oxford, Conn., Badas spent a large portion of his childhood at his parents' donut shop, Heav'nly Donuts...He still helps out on occasion at the 37-year-old establishment...Badas attended Yale University, where he served as Sports Editor of the Yale Daily News and graduated with a degree in Political Science in 2017...Badas resides in Washington, D.C.

MINOR LEAGUE COORDINATORS

DAVE JAUSS

Senior Advisor to the General Manager, Player Development



Jauss embarks on his second season with the Washington Nationals...He spent the 2021 season as the bench coach for the New York Mets...Prior to that, he was a scout for the New York Yankees in 2020 and spent seven seasons (2013-19) prior to that as a member of Pittsburgh's Major League staff...He spent one season (2016) as Pittsburgh's bench coach...Jauss worked the 2010 (bench coach) and 2011 (coordinator of staff development) seasons on New York's (NL) Major League staff and, prior to that, held bench coach jobs with the Baltimore Orioles (2008-09) and Los Angeles Dodgers (2006-07)...He worked for 10 seasons (1996-2005) as a coach, scout and administrator for the Boston Red Sox, including a stint as first base coach on the major league staff from 1997-1999...He began his professional career managing in Montreal's organization (1988-92, 94)...He was named the 1994 Eastern League Manager of the Year after guiding Double-A Harrisburg to a first-place finish...Jauss coached at Westfield (Mass.) State College from 1982-84 and at Atlantic Christian College in Wilson, N.C. from 1985-87...He also managed in the New Brunswick Canadian Senior League in 1981-82 and coached two seasons in the Cape Cod League with Hyannis in 1983 and 1984...He managed Leones del Escogido in the Dominican Republic during the 2020-2021 offseason...He has coached in winter ball on several occasions, spending the offseason in the Dominican Winter League managing the Licey in 1998, 1999, 2002 and 2009 and Estrellas de Oriente in 2012...He coached Caracas in the Venezuelan Winter League from 1993-1995...Jauss is a 1975 graduate of New Trier East High School in Winnetka, Ill, where he played baseball and basketball...He earned a B.A. degree in Psychology from Amherst (Mass.) College and a Master's Degree in Sports Management from the University of Massachusetts.

GERARDO PARRA

Special Assistant to the President of Baseball Operations and General Manager



Parra joined Washington's front office in May 2022 after a 12-year Major League career that concluded in 2021 as a member of the Nationals...After signing with Washington on May 9, 2019, Parra quickly became valuable asset both on the field and in the clubhouse en route to the 2019 World Series Championship...His first hit as a member of the Nationals was a go-ahead grand slam on May 11 at Los Angeles...A two-time Gold Glove winner (2011, 2013), Parra appeared in 1,519 games across 12 Major League seasons with Washington (2019, 2021), San Francisco (2019), Colorado (2016-18), Baltimore (2015), Milwaukee (2014-15) and Arizona (2009-14)...He and his wife, Tania, have one son, Gerardo Jr., and two daughters, Aaliyah Victoria and Emma Luna.

BOB HENLEY

Field Coordinator



Henley returns for his second season as Field Coordinator after spending eight seasons (2014-21) on Washington's Major League coaching staff...He enters his 29th season with the Nationals/Expos organization and 21st as a coach...Henley joined Washington's Major League staff as third base coach for the 2014 season...In 2018, he added additional responsibilities as Washington's outfield instructor...Henley served the Nationals organization as Minor League field coordinator from 2010 to 2013...He spent 2006 through 2009 as catching coordinator, as well as manager of the Rookie-level Gulf Coast League Nationals, and guided the GCL Nationals to a league championship in 2009, posting a 36-19 mark before going a perfect 3-0 in the playoffs...Henley held previous managerial posts in the Nationals' system as well, including stints with Single-A Potomac (2005), Single-A Savannah (2004) and the GCL Expos (2003)...Henley was selected by the Montreal Expos in the 26th round of the 1991 First-Year Player Draft and appeared in 41 games for the Expos in 1998...He attended Okaloosa-Walton (Fla.) Junior College...Graduated from Mobile County (Ala.) High in 1991...Resides in Grand Bay, Ala., with his wife, Catina, and two children, Anna and Joe

MINOR LEAGUE COORDINATORS

JOE DILLON

Hitting Coordinator



Dillon returned to the Nationals organization in 2022 after spending the previous two seasons (2020-21) as Philadelphia's Major League hitting coach...He was Washington's assistant hitting coach in 2018 and 2019...Spent two seasons (2016-17) as the Miami Marlins' Minor League hitting coordinator...Served as the hitting coach with Triple-A Syracuse from 2014 to 2015 where he tutored eventual Major Leaguers Michael A. Taylor, Trea Turner, Brian Goodwin and Steven Souza Jr., among others...Dillon enjoyed a 12-year professional career as a utility infielder, spending time in the Tampa Bay (2009-10), Milwaukee (2007-08), Florida (2004-05), Minnesota (2002) and Kansas City (1997-01) organizations... In 2004, he was named Florida Marlins Minor League Player of the Year...He was selected by the Royals in the seventh round of the 1997 First-Year Player Draft...First attended Santa Rosa (Calif.) Junior College before finishing his collegiate career at Texas Tech University...In his senior season of 1997, he set a Texas Tech record with 33 home runs...He was named the Big 12 Player of the Year and an All-American in 1997...In 2008, he was inducted into the Texas Tech Athletics Hall of Fame.

SAM NARRON

Pitching Coordinator



Narron returns for his second season as Pitching Coordinator after spending the last 10 seasons as a coach in the Nationals' chain, most recently with Double-A Harrisburg (2020-21)...Narron assisted Washington's Major League staff at times during the 2021 season...He spent the previous two seasons (2018-19) as the pitching coach of Single-A Potomac...With Potomac, Tim Cate (2019) and Ben Braymer/Wil Crowe (2018) were named Washington's Minor League Pitchers of the Year...Crowe was also named Carolina League Pitcher of the Year in 2018...Narron spent four seasons (2014-17) with Single-A Hagerstown...Spent the 2012-13 seasons as the pitching coach for short-season Auburn... Joined the Nationals in 2012 after enjoying a nine-year playing career...Pitched in the Texas and Milwaukee Minor League chains...Made his big league debut with Texas, July 30, 2004 vs. Oakland...MLB debut was lone big league appearance...Was drafted by Texas in the 15th round of 2002 Draft...Played collegiately at East Carolina (N.C.) University...Cousins Jerry and Johnny are veteran Major League coaches.

TROY GINGRICH

Lower Level Hitting Coordinator



Gingrich transitioned to the newly created role of Lower Level Hitting Coordinator in 2022...He spent the previous eight seasons (2014-21) as Washington's Minor League hitting coordinator after serving as the hitting coach for two seasons (2012-13) at Triple-A Syracuse...The 2022 campaign will mark Gingrich's 19th year (2004-present) as a coordinator/coach in the organization (Montreal/Washington)...Spent 2008-11 as Double-A Harrisburg's hitting coach, helping the Senators to an Eastern League Western Division title in 2011 and a playoff appearance in 2010...In addition to his tenure with Harrisburg, he spent three years (2005-07) as hitting coach with Single-A Potomac and one season (2004) with Vermont of the short-season Single-A New York-Penn League...During his tenure with the organization, has worked with Juan Soto, Bryce Harper, Anthony Rendon, Michael A. Taylor, Trea Turner, Pedro Severino, Wilmer Difo, Victor Robles, Adrian Sanchez, among others...Gingrich enjoyed a four-year pro career at the Minor League level as an outfielder before retiring in 2004 to begin his coaching career...Played collegiately at the University of Arizona...He is married and lives in San Diego, Calif.

MICHAEL TEJERA

Lower Level Pitching Coordinator



Tejera transitioned to the newly created role of Lower Level Pitching Coordinator in 2022...He served as Triple-A Rochester's pitching coach in 2021 after spending two seasons (2018-19) with the Double-A Harrisburg Senators...2022 marks his 12th season in Washington's system...With Harrisburg, he oversaw the development of current and eventual Major Leaguers James Bourque, Erick Fedde, Austin Voth, Austen Williams, among others...He served as the GCL Nationals pitching coach from 2011-17...While with the GCL Nationals, he was tasked with being one of the first pitching coaches to welcome newly signed and drafted players to Washington's organization...A native of Havana, Cuba, Tejera pitched parts of five Major League seasons with Florida (1999-2004) and Texas (2004-05)...He won a World Series in 2003 as a member of the Florida Marlins...In 111 Major League games, he went 11-13 with three saves and a 5.14 ERA.

CODY RANSOM

Infield Coordinator



Ransom joins the Nationals as the Infield Coordinator in 2023...He joined the coaching ranks in 2020 as a coach in the Arizona Diamondbacks system...Ransom was tabbed to be on the Arizona League Diamondbacks staff in 2020 before the Minor League season was cancelled...He spent the 2021 season with the Arizona Complex League Diamondbacks and the 2022 season with Single-A Visalia...An infielder, Ransom played parts of 11 Major League seasons with San Francisco, Houston, New York (AL), Philadelphia, Arizona, Milwaukee, San Diego and Chicago (NL).



MINOR LEAGUE COORDINATORS

COCO CRISP



Pierce College.

RANDY KNORR



Knorr returned to player development in 2022 after spending the 2021 season as Washington's first base coach... He spent the 2020 season leading the group of players at the Alternate Training Site (Fredericksburg)... He managed Washington's Triple-A affiliates in 2019 (Fresno) and 2018 (Syracuse) and, prior to that, spent two seasons (2016-17) as a senior advisor in player development... He was on the player development side in 2016 after spending the previous four seasons (2012-15) as Washington's Major League bench coach... He began serving as the Nationals' bench coach during the 2012 NL East Championship season, his third stint on Washington's Major League coaching staff (bullpen coach final three months of 2006, entire 2009 season)... In 2010, he skippered the Double-A Harrisburg Senators, a club that boasted Stephen Strasburg, Tanner Roark, Drew Storen and Danny Espinosa, among other eventual big leaguers... Managed Single-A Potomac from 2006-08... Potomac's championship in 2008 was the first captured by a Nationals domestic club since the team's D.C. arrival in 2005... His first managerial experience came in 2005 with Single-A Savannah... That 2005 club included eventual big leaguers Ryan Zimmerman, Ian Desmond and Roger Bernadina, among others... Knorr played 19 professional seasons and parts of 11 Major League seasons with Toronto (1991-95), Houston (1996-97, 1999), Florida (1998), Texas (2000) and Montreal (2001)... He earned World Series rings with the Blue Jays in 1992 and 1993... Knorr was selected in the 10th round of the 1986 June Draft.

BILL MUELLER



Mueller embarks on his second season as Washington's Quality Assurance Coordinator in 2023... He served on the Major League coaching staffs of the St. Louis Cardinals (assistant hitting coach, 2017-18; first base coach, 2016), Chicago Cubs (hitting coach, 2014) and Los Angeles Dodgers (hitting coach, 2007)... Mueller was named the hitting coach at Arizona State University in 2021 after working as an assistant baseball coach at Hamilton High School in Chandler, Ariz. in 2020-21... Following the 2007 season, Mueller spent six seasons (2008-13) with the Dodgers as a special assistant to the general manager... A veteran of 11 Major League seasons, Mueller won the 2003 American League batting title (.326) and Silver Slugger, and was a member of the 2004 World Champion Boston Red Sox... He spent time with the Los Angeles Dodgers (2006), Boston Red Sox (2003-05), San Francisco Giants (1996-2000, 2002) and Chicago Cubs (2001-02)... Mueller is a native of St. Louis and graduated from DeSmet Jesuit High School before playing college baseball at Missouri State University.

MARK GRATER



GENE BASHAM



Basham embarks on his second season with Washington after 21 seasons with the Miami Marlins, including the last six seasons on their Major League training staff... He was their head athletic trainer for two seasons (2020-21) after serving four seasons (2016-19) as their assistant athletic trainer... Prior to that, he spent 13 seasons (2003-15) as their athletic training and rehabilitation coordinator... In 2012, he was named the Marlins Player Development Person of the Year... In 2003, he was named the Marlins' Minor League Athletic Trainer of the Year... Basham served as the head athletic trainer for Venezuela's Pastora de los Luanos Baseball Club in 2001 and 2002... Prior to holding that post, he spent two seasons (2000-01) as an athletic trainer in the Montreal Expos' system... He also served as athletic trainer in the Texas Rangers' system from 1995-99... From 1995-97, he was an athletic trainer and graduate teaching assistant at Wichita State University... Basham graduated from Cal State-Northridge... He received his Master of Education in Sports Administration from Wichita State University, where he was a graduate assistant athletic trainer for the baseball team from 1996-97. Basham resides in West Palm Beach, Fla., and has a son, Jackson, and daughter, Jade Savannah.

Outfield and Baserunning Coordinator

Catching Coordinator

Quality Assurance Coordinator

Rehab and Dominican Republic Pitching Coordinator

Medical and Rehab Coordinator

MINOR LEAGUE COORDINATORS**JEFF ALLRED*****Assistant Medical Coordinator***

Allred begins his 16th year in the Washington system, sixth in this role...He spent five seasons (2013-17) with Triple-A Syracuse...Joined the Chiefs in 2013 after spending the 2011-12 seasons with Double-A Harrisburg...Prior to his stint with the Senators, he served as athletic trainer with Single-A Potomac (2009-10) and Single-A Hagerstown (2008)... Began tenure with the Washington organization after spending one season (2007) with the Macon Music of the Independent South Coast League...Graduated in 2006 from Texas State University with a Bachelor of Science in athletic training...While attending Texas State, worked as a student trainer for the Bobcats athletic department...Allred, a Texas native, is NATA certified.

GABE TORRES***Strength and Conditioning Coordinator***

Torres enters his ninth year with the Nationals, and his second year as the Minor League Strength and Conditioning Coordinator...He served as a minor league strength and conditioning coach from 2015-2021, working at every level from Rookie ball to High-A....After the 2019 season, he was named the Latin America Strength and Conditioning Coordinator, where he helped develop and progress the baseball academy in the Dominican Republic...A native of Puerto Rico, Torres played college baseball at the University of South Carolina-Beaufort, reaching the NAIA College World Series during his senior year...He earned his master's degree in Kinesiology from A.T. Still University...Torres lives in San Antonio, Texas with his wife Noelle.

SHANE HILL***Assistant Strength and Conditioning Coordinator***

Hill embarks on his seventh season with the Nationals and first as the Assistant Strength and Conditioning Coordinator... He has held roles throughout Washington's system, including stops at the Florida Complex League (2022), High-A Wilmington (2021), Single-A Fredericksburg (2020), Single-A Potomac (2019), Single-A Hagerstown (2018) and Single-A Auburn (2017)...Hill joined the Nationals in Dec. 2016...He received his Master's degree in Applied Physiology & Kinesiology with a concentration in Human Performance from the University of Florida, where he also worked with the football and baseball teams...Hill attended the University of Central Florida and graduated from Nova Southeastern (FL) University with a degree in Exercise and Sports Science...Hill was selected by the Milwaukee Brewers in the eighth round of the 2006 First-Year Player Draft and played in the organization until 2008, when he was granted two additional years of NCAA eligibility...Hill signed a National Letter of Intent with the University of Tennessee, but chose to sign with the Milwaukee Brewers.

ANDREW SCARLATA***Player Education and Cultural Development Coordinator***

Scarlata enters his fifth year with the Nationals and first in his current role as the Nationals' Minor League Operations and Player Education Coordinator...In his role, he manages all player education and acculturation programming in the Minor Leagues and Dominican Republic, assists with player development baseball operations, manages Visa applications and renewals for all international players and staff, and helps coordinate the Florida Complex League...Scarlata previously served as an intern at Major League Baseball and at both the Kansas City Royals' Dominican Republic Academy and their Minor League affiliate for player acculturation...Scarlata, a native of Braintree, Mass., attended Elon University in North Carolina and was student manager of the Division I baseball team...He graduated from Elon University in 2018 with degrees in sport management and Spanish, with a minor in Latin American studies...Scarlata resides in Palm Beach Gardens, Fla., and is based at the Nationals' Spring Training facility in West Palm Beach.

EMILY KALEY***Minor League Dietitian***

Kaley embarks on her second season in the organization after joining the Nationals in 2022...In 2021, Kaley served as a performance practitioner at the inaugural MLB Draft Combine and assessed the next generation of baseball talent... She spent the previous two seasons with the New York Mets as their coordinator of performance nutrition and as the organization's first full-time dietitian (2019-2020)...From 2017-2018, she served as Madison Square Garden's first assistant performance dietitian, working with the Knicks, Rangers, Liberty, Westchester Knicks and Hartford Wolfpack... She worked as an assistant performance dietitian within the Chicago Cubs organization in 2017, and worked for the United States Olympic Committee Swimming and Track & Field teams as a sports nutrition consultant leading up to Rio 2016...Kaley graduated from Simmons College in Boston, Mass. in 2013, where she played lacrosse...In 2017, she received her Master's of Sports Nutrition from the University of Colorado - Colorado Springs and went on to Culinary School at Culinary Tech Center in Manhattan, where she completed her externship under French Chef Jean-Georges.

ROCHESTER RED WINGS (TRIPLE-A)



International League (East Division) — Nationals Affiliate Since: 2021
Stadium: Frontier Field (1997) — **PHONE:** (585) 454-1001
General Manager: Dan Mason (DMason@redwingsbaseball.com)
Media Contact: Morrie Silver (MSilver@redwingsbaseball.com)
Radio Voice: Josh Whetzel (JWhetzel@redwingsbaseball.com)
2022 Record: 67-81 (8th Place, International League - East Division)

MATT LECROY

Manager



LeCroy returns for his third season leading Triple-A Rochester...He returned to the dugout in 2021 after spending the 2020 season as Washington's Minor League quality control coordinator...2023 will mark his 15th season in a coaching role with the Washington Nationals organization...He most recently managed the Double-A Harrisburg Senators for four seasons (2016-19)...Under his tutelage, Aaron Barrett made his return to the Major Leagues in 2019 following significant arm injuries...In 2018, Juan Soto made the jump from Harrisburg to the Major Leagues after just eight games...Victor Robles and Raudy Read made the jump from Double-A to the Major Leagues in 2017...LeCroy spent two seasons (2014-15) on the Nationals Major League staff, serving as Matt Williams' bullpen coach...LeCroy served as a Minor League manager in the Nationals' chain from 2009-13...He spent 2012 and 2013 managing at Double-A Harrisburg, including a 2013 season in which four of his players made their MLB debuts straight from Double-A, including Anthony Rendon...Managed Single-A Potomac in 2011 and enjoyed two seasons (2009-10) as skipper at Single-A Hagerstown...In eight Major League seasons with Minnesota (2000-05, 2007) and Washington (2006), LeCroy batted .260 with 68 doubles, 60 home runs and 218 RBI in 476 games...LeCroy learned from 5th of the highest-regarded managers in MLB: Tom Kelly (2000-01), Ron Gardenhire (2002-05, 2007) and Frank Robinson (2006)...He was selected 50th overall in the 1997 First-Year Player Draft out of Clemson (S.C.) University...Resides in Belton, S.C. with his wife, Holly, and their five children: Isabella, Maggie, Noah, Max and Mabree.

RAFAEL CHAVES

Pitching Coach



Chaves embarks on his second season as Rochester's pitching coach after joining the organization in 2022...Under his watch, Cade Cavalli was named Washington's Minor League Pitcher of the Year in 2022...Prior to joining the organization, Chaves served as the director of pitching development for the Philadelphia Phillies for three seasons (2019-21)...He joined the Phillies as a pitching coordinator in 2015 and held that role until his promotion in 2019...He spent six seasons (2009-14) in player development roles for the Los Angeles Dodgers and one season (2008) as the pitching coach for Triple-A Scranton/Wilkes-Barre in the New York Yankees organization...Chaves was the pitching coach for the Seattle Mariners in 2006 and 2007 and, prior to that, spent eight seasons (1998-2005) as a pitching coach in Seattle's Minor League system: Arizona League Mariners (R, 1998), Everett (R, 1999), Wisconsin (A, 2000), San Bernardino (A, 2001), San Antonio (AA, 2002-03) and Tacoma (AAA, 2004-05)...Chaves pitched in the Minor Leagues for 12 years (1986-97), with four organizations: the San Diego Padres, Baltimore Orioles, Florida Marlins and Pittsburgh Pirates.

BRIAN DAUBACH

Hitting Coach



Daubach, in his 13th season in the Washington chain, returns to the Triple-A ranks for his eighth season as hitting coach...Jake Noll and Yadiel Hernandez were named Washington's Minor League Player of the Year in 2021 and 2019, respectively, under Daubach's guidance...Daubach spent 2013-14 as the manager of Double-A Harrisburg...Skipped Nationals Minor League clubs to three first-place finishes in five seasons...Led the Potomac Nationals to both first- and second-half Carolina League North titles before falling to Salem (BOS) in the Mills Cup Championship in 2013...In 2012, led Hagerstown to its second consecutive first-place finish, going 82-55...In 2011, managed Hagerstown to a 75-64 record in his first season as skipper...Managed the American Defenders of independent Can-Am League (2009) and served as hitting coach for the Nashua Pride (2008) in the same league...Spent parts of eight seasons in the majors with Florida (1998), Boston (1999-02 & 2004), Chicago-AL (2003) and New York-NL (2005)...Won a World Series title in 2004 with the Red Sox.

BILLY MCMILLON

Development Coach



McMillon joined the Nationals in 2022 after spending the previous three seasons (2019-21) as the manager of Triple-A Worcester in Boston's Minor League system...From 2016-18, he served as Boston's outfielder and baserunning coordinator and, prior to that, held manager roles with Double-A Portland (2014), Single-A Salem (2012-13) and Single-A Greenville (2010-11)...With Portland, he was named 2014 Eastern League Manager of the Year...With Salem, he led Sox to the Mills Cup Championship in 2013 and, in 2010, he led Greenville to the South Atlantic League Championship Series in his managerial debut...He also served as the Drive's hitting coach from 2008-09...McMillon spent parts of six Major League seasons with the Florida Marlins (1996-97), Philadelphia Phillies (1997), Detroit Tigers (2000-01) and Oakland Athletics (2001-04)...He earned a B.A. from Clemson (S.C.) University and an MBA from the University of Phoenix...He and his wife, Krista, live in Columbia, S.C. with their children, Kennedy and Jackson.



Eric Montague
Athletic Trainer



Mike Warren
Strength & Conditioning Coach



Daniel Minter
Performance Analyst



HARRISBURG SENATORS (DOUBLE-A)



Double-A Eastern League (Southwest Division) — Nationals/Expos Affiliate Since: 1991
Stadium: First National Bank Field (2010) — **PHONE:** (717) 231-4444
Team President: Kevin Kulp (KKulp@senatorsbaseball.com)
Media Contact and Radio Voice: Terry Byrom (TByrom@senatorsbaseball.com)
2022 Record: 52-85 (6th Place, Double-A Eastern league - Southwest Division)

DELINO DESHIELDS

Manager



DeShields joins the Nationals organization as the manager of Double-A Harrisburg after 14 seasons (2009-22) with the Cincinnati Reds organization, including the last four seasons (2019-22) as their first base/infield/baserunning coach on their Major League staff...Prior to that role, DeShields spent the previous 10 seasons in the Reds' player development system...In 2010, he began an eight-year run as a manager in their system, leading rookie-level Billings (2010), Single-A Dayton (2011-12), Double-A Pensacola (2013-14) and Triple-A Louisville (2015-17)....He spent the 2018 season as the organization's roving bunting and baserunning instructor...DeShields was Montreal's first-round pick in the 1987 Draft and went on to spend 13 seasons in the Major Leagues with Montreal, Los Angeles (NL), St. Louis, Baltimore and Chicago (NL).

JOEL HANRAHAN

Pitching Coach



Hanrahan moves to Double-A Harrisburg after spending the 2022 season with Single-A Fredericksburg...He joined the Nationals organization in 2022 after spending the previous five seasons (2017-21) as a pitching coach in Pittsburgh's Minor League system, most recently as the pitching coach for Triple-A Indianapolis...In 2021, he was named the winner of the Danny Murtaugh Coach of the Year Award, given to the Pirates' Minor League coach who had the biggest impact on the development of talent throughout the system...Hanrahan made his Major League debut with the Nationals in 2007 and went on to appear in 115 games across three seasons (2007-09) in Washington...He was traded to the Pittsburgh Pirates in 2009 and was named a National League All-Star in 2011 and 2012...Hanrahan capped his Major League career in 2013 with the Boston Red Sox...He recorded 100 saves in his Major League career, including 40 in 2011 and 36 in 2012...He ranks sixth in club history with 82 saves in a Pittsburgh uniform...

He was originally selected by the Dodgers in the second round of the 2000 First-Year Player Draft...Hanrahan is a 2000 graduate of Norwalk (Iowa) Community High School.

TIM DOHERTY


Hitting Coach




Doherty joins the staff at Double-A Harrisburg after spending the 2022 season with High-A Wilmington...He joined Washington's organization in 2022 after spending the 2021 season as a Major League coach with the Colorado Rockies...He was the hitting coach for Triple-A Albuquerque from 2008-20, hitting coach for Double-A Hartford in 2017 and hitting coach at Rookie Level Grand Junction in 2016...He also spent three seasons (2013-15) in Minnesota's organization and was Boston's Major League assistant hitting coach in 2012...He coached nine seasons with the Kansas City T-Bones of the American Association from 2003-11, serving as their hitting coach (2003-09) and their manager (2010-11)...Prior to that, he coached collegiately at Southwest Texas State (1994-97), University of Southwestern Louisiana (1993), Seminole Junior College (1990-92) and Oral Roberts University (1989)...He served as an associate scout for Cleveland during his tenure at Seminole JC.

OSCAR SALAZAR


Developmental Coach



Salazar joined the Nationals in 2022 after spending the 2021 season as the hitting coach for Triple-A El Paso in San Diego's Minor League system...From 2017-19, he served as the hitting coach for San Diego's Northwest League affiliate...He played 19 professional seasons, including parts of four Major League seasons with the Detroit Tigers (2002), Baltimore Orioles (2008-09) and San Diego Padres (2009-10)...He is a native of Maracay, Venezuela.



Don Neidig
Athletic Trainer



Ryan Grose
Strength & Conditioning Coach



Samantha Unger
Performance Analyst



WILMINGTON BLUE ROCKS (HIGH-A)



South Atlantic League (North Division) — Nationals Affiliate Since: 2021
Stadium: Daniel S. Frawley Stadium (1993) — **PHONE:** (302) 888-2015
General Manager: Vince Bulik (vbulik@bluerocks.com)
Media Contact: Liz Welch (lwelch@bluerocks.com)
2022 Record: 65-65 (4th Place, South Atlantic League - North Division)

MARIO LISSON

Manager



Lisson returns for his second season with High-A Wilmington in 2023 after leading Low-A Fredericksburg in 2021...He was also tabbed to manage Single-A Hagerstown in 2020...Lisson spent the previous two seasons (2018-19) as the manager of the GCL Nationals...He joined the managerial ranks after a 16-year professional playing career that included stints in the Kansas City (2002-12), San Francisco (2014) and Washington (2015-17) organizations...Lisson also garnered playing experience thanks to eight seasons playing in the Venezuelan Winter League with Caracas (2006-07) and Magallanes (2011-18)...In addition, he spent the 2016 season playing for Saltillo of the Mexican League...Lisson played in more than 1,800 professional games between the three leagues...He hit .257 with 264 doubles, 17 triples, 148 home runs, 700 RBI, 206 stolen bases and 691 runs scored in 1,322 Minor League games between his stints with Kansas City, San Francisco and Washington's systems...A native of Caracas, Venezuela, Lisson originally signed with Kansas City as a non-drafted free agent on April 1, 2002.

MARK DIFELICE


Pitching Coach



DiFelice returns to High-A Wilmington for his second season in 2023...Prior to joining the Nationals in 2022, he most recently served as a pitching coach in Miami's Minor League system for four seasons (2017-20)...He was the pitching coach for Single-A Clinton in 2019-20 and Single-A Greensboro in 2017-18...DiFelice spent 2021 working as a private pitching instructor...He began his coaching career with Pittsburgh's Minor League system, working as the pitching coach for West Virginia (2015-16) and Jamestown (2014)...DiFelice spent parts of three professional seasons with the Milwaukee Brewers (2008-08, 2011)...He made his Major League debut on May 18, 2008 with Milwaukee vs. Boston and struck out Manny Ramirez for first career strikeout...DiFelice was selected by Colorado in the 15th round of the 1998 First-Year Player Draft from Western Carolina University...He is a native of Havertown, Pa.

MICAH FRANKLIN


Hitting Coach




Franklin moves from Double-A Harrisburg to High-A Wilmington in 2023...He joined the Nationals after five seasons (2017-21) as a hitting coach in Arizona's Minor League system...He spent the 2021 season with Low-A Visalia...Franklin transitioned to coach after spending three seasons (2014-16) as a scout with Seattle and five seasons (2009-13) as a scout with the Diamondbacks...Franklin appeared in 17 games with the St. Louis Cardinals in 1997...He played 15 professional seasons with the New York Mets (1990-91), Cincinnati Reds (1992-94), Pittsburgh Pirates (1995), St. Louis Cardinals (1996-97), Detroit Tigers (1996), Chicago Cubs (1998), Milwaukee Brewers (2001), Arizona Diamondbacks (2002-04) and Chicago White Sox (2004) Minor League systems...A native of San Francisco, Calif., Franklin was selected by the Mets in the third round of the 1990 First-Year Player Draft out of Lincoln (Calif.) High School.

MARK HARRIS

Developmental Coach



Harris returns to High-A Wilmington as a developmental coach for the second consecutive season in 2023...He spent the 2021 season as the Florida Complex League Nationals hitting coach...He served the previous five seasons with short-season Single-A Auburn...Prior to that, he spent two seasons (2014-15) as Double-A Harrisburg's hitting coach...Under Harris' guidance in 2014, Michael A. Taylor experienced a breakout campaign...In addition to Taylor, Harris has tutored eventual Major Leaguers Luis Garcia, Carter Kieboom, Juan Soto, Tres Barrera, Trea Turner, Wilmer Difo, Victor Robles, Raudy Read, Pedro Severino and Billy Burns, among many others...Spent the 2013 campaign with the Single-A Potomac Nationals, his second stint with Potomac...Worked as Hagerstown's hitting coach in 2012 and spent 2011 as Potomac's hitting coach...Joined the Nationals' organization in 2011 after spending the previous four seasons (2007-10) with the Kansas City Royals...Served as Kansas City's Minor League infield coordinator from 2008-10 and worked one season (2007) as a roving coach...Has enjoyed stints as a scout and coach in the Texas and Philadelphia chains, respectively...Runs a private baseball academy...Played in the Yankees Minor League system after being selected in first round (No. 25) of 1978 January Draft...Resides in Gainesville, Va.



Kirby Craft
Athletic Trainer



Brandon Pentheny
Strength & Conditioning Coach



Paul Sirena
Performance Analyst

FREDERICKSBURG NATIONALS (SINGLE-A)



Carolina League (North Division) — Nationals Affiliate Since: 2005

Stadium: Virginia Credit Union Stadium (2020) — **PHONE:** (540) 858-4242

Team President: Lani Silber Weiss (LWeiss@frednats.com)

General Manager: Nick Hall (NHall@frednats.com)

Media Contact and Radio Voice: Joey Zanaboni (JZanaboni@frednats.com)

2022 Record: 75-55 (1st place, Carolina League - North Division)

JAKE LOWERY

Manager



Lowery returns for his second season at Single-A Fredericksburg after leading the FredNats to the second half North Division title and a postseason spot in 2022...The FredNats led the league in runs scored and boasted the second-most wins in the Carolina League...Lowery managed the Florida Complex League Nationals in 2021, his first season in that role...A former catcher, Lowery spent parts of nine professional seasons in Washington's (2016-19) and Cleveland's (2011-15) Minor League systems... Lowery is a native of Midlothian, Va. and graduated from Cosby High School...He attended James Madison University before being selected in the fourth round of the 2011 First-Year Player Draft by Cleveland...In 2011, Lowery won the Johnny Bench Award as the nation's best catcher, was a First Team All-American, College Baseball Insider's National Hitter of the Year and the CAA Player of the Year...In 2022, he was inducted into the James Madison University Athletics Hall of Fame.

DELWYN YOUNG

Hitting Coach



Young embarks on his second season as Fredericksburg's hitting coach in 2023...Under his tutelage, Jeremy De La Rosa and James Wood were named Washington's co-Minor League Hitters of the Year in 2022...Prior to joining the organization last season, he spent the 2021 season as the manager for the State College Spikes of the MLB Draft League...Prior to that, he served as a hitting coach for the Rookie-level Kingsport (2018) and short-season Single-A Brooklyn (2019) in New York's (NL) Minor League system...Young spent parts of five Major League seasons with the Los Angeles Dodgers (2006-08) and Pittsburgh Pirates (2009-10)...He was selected in the fourth round of the 2002 First-Year Player Draft out of Santa Barbara City College in Santa Barbara, Calif.

JUSTIN LORD

Pitching Coach



Lord moves to Single-A Fredericksburg after spending the 2022 season with Double-A Harrisburg...He was with High-A Wilmington in 2021...He enters his fourth season with the Nationals organization after seven seasons (2013-19) as a pitching coach in the Baltimore Orioles Minor League system...He spent the 2019 season with the Single-A Frederick Keys...He also worked three seasons (2013, 2017-18) with Single-A Delmarva and three seasons with Single-A Aberdeen (2014-16)...Following the 2016 season, he served as the pitching coach for the Peoria Javelinas of the Arizona Fall League...Prior to joining Baltimore's system he was the pitching coach for the independent Southern Illinois Miners (2011-12) and Pensacola Pelicans (2009-10)...Lord pitched professionally for the independent St. Paul Saints (2006-08) as well as stints in the Pittsburgh (2004-05) and Kansas City (2001-03) chains...Lord attended Chipola (Fla.) Junior College and Florida State University...He resides in Grovetown, Ga.

CARMELO JAIME

Developmental Coach



Jaime joined the Nationals in 2022 after serving as coach in the Detroit Tigers organization from 2012-21...He played three seasons (2008-10) in Detroit's Minor League system after being selected in the 24th round of the 2008 First-Year Player Draft...A native of Santo Domingo, Dominican Republic, Jaime attended Miami Dade College.



Jacob Meyer
Athletic Trainer



Nathan Shier
Strength & Conditioning Coach



Josh Freleigh
Performance Analyst

FLORIDA COMPLEX LEAGUE NATIONALS



Florida Complex League — Nationals Affiliate Since: 2005

Stadium: The Ballpark of the Palm Beaches (2017) — **PHONE:** (844) 676-2017

Contact: Dianne Wiebe (Dianne.Wiebe@nationals.com)

2022 Record: 33-22, (2nd place, Florida Complex League East Division)

LUIS ORDAZ

Manager



Ordaz embarks on his second season as a manager in 2023...He joined the FCL Nationals in 2022 after serving as High-A Wilmington's hitting coach in 2021...Prior to that, he spent the previous five seasons with Single-A Fredericksburg/Potomac...Under his tutelage, four Nationals Minor Leaguers won the Players of the Year award (2018-Carter Kieboom, 2017-Daniel Johnson, 2015 and 2016-Jose Marmolejos)...During his four seasons with Potomac, Ordaz worked with top prospects Juan Soto, Victor Robles and Andrew Stevenson, among others...He spent the 2014 and 2015 seasons with Single-A Hagerstown...Under his watch, Wilmer Difo was named the 2014 South Atlantic League Most Valuable Player...Prior to his stint with the Suns, he spent three years (2011-13) as the hitting coach at short-season Single-A Auburn...Ordaz, a native of Maracaibo, Venezuela, enjoyed a seven-year MLB playing career with St. Louis (1997-99), Kansas City (2000-02) and Tampa Bay (2006) as an infielder.

FRANKLIN BRAVO


Pitching Coach



Bravo is in his 21st season as a pitching coach in the Washington system...2023 will be his third season with the FCL Nationals...He spent the previous three seasons with short-season Single-A Auburn...He served the same role with Auburn from 2009-11...Bravo spent four seasons (2014-17) with Single-A Potomac...He spent the 2012 and 2013 campaigns at Single-A Hagerstown...Prior to that, Bravo worked three seasons for the Nationals short-season affiliates in Vermont (2009-10) and Auburn (2011)...Spent four seasons (2005-08) as pitching coach of the GCL Nationals...Served as pitching coach of short-season Vermont in 2004 and the Expos' Dominican Summer League entry in 2003...Played five seasons in Pittsburgh's Minor League system, retiring after the 2000 season...In 1999 at Hickory of the Single-A South Atlantic League, posted a 7-1 record with a 3.22 ERA in 34 games (eight starts) to finish second in the organization in ERA (3.21)...Resides in Santo Domingo, Dominican Republic.

ENDER CHÁVEZ

Hitting Coach



Chávez returns to the FCL Nationals for his second season...In 2021, he served as a bench coach for New York's (NL) Florida Complex League club...He joined the Mets Minor League system in 2011 as hitting coach for the DSL Mets and spent three seasons in the same role with the GCL Mets from 2013-2015...He spent 2018 with Single-A Columbia and 2019-20 as the hitting coach for Rookie-level Kingsport...He was a Major League batting practice pitcher in 2020...He worked in the Liga Paralela de Beisbol in Venezuela (Venezuelan League minors) as a coordinator for the Bravos de Margarita Paralela League affiliate in 2013 and a manager for Navegantes' Paralela team affiliate in 2014...Chávez was an assistant hitting coach with Navegantes during the 2016-17 offseason...Chávez played in the Minor Leagues for Colorado (1998-01), New York (NL) (2002-03, 2008) and Montreal/Washington (2004-2007).

DESTIN HOOD


Developmental Coach



Hood embarks on his second season with the FCL Nationals...He began his full-time professional coaching career in 2022 after spending the 2021 season an instructor for the FCL Nationals...A second-round pick in the 2008 First-Year Player Draft, Hood played 12 professional seasons with Washington's (2008-14), Cleveland's (2014-15), Philadelphia's (2015), Miami's (2015-17) and Texas' (2018) Minor League systems...He appeared in 13 games with the Miami Marlins in 2016.

JEFF GARBER

Fundamentals Coordinator



Garber enters his 16th season in the Nationals' chain and first in this role with the FCL Nationals...He served as field coordinator the previous 12 seasons (2011-22)...Prior to joining the Washington system, he spent 20 years in Kansas City's organization as a player, coach and manager...Garber managed six seasons in the Royals' system with stops at Single-A Wilmington (1999-02) and Single-A Spokane (1997-98), where he posted a 399-310 (.563) career record as manager...He won the Carolina League Co-Championship with Wilmington in 1999...Coached with Spokane in 1996...Selected by Kansas City in the 10th round of 1988 June Draft and played in the minors with the Royals from 1988-95 as a utility infielder/outfielder...Honored with the Dick Howser Award in 2000 for contributions to the Kansas City organization



Nitfrancis Marrero
Athletic Trainer



RJ Guyer
Strength & Conditioning Coach



Cesar Roman
Athletic Trainer

DOMINICAN SUMMER LEAGUE NATIONALS



Dominican Summer League — Nationals Affiliate Since: 2005

Stadium: Las Americas Complex (1997)

Contact: Eduardo Castro (Eduardo.Castro@nationals.com)

2022 Record: 29-31 (7th Place, Dominican Summer League - South Division)

SANDY MARTINEZ

Field Coordinator



Martinez is entering his 13th season in Washington's system and the first as the Field Coordinator...He spent the previous 12 season as the manager of the club...He managed some of the top international talent in Washington's system, including Christian Vaquero, Armando Cruz, Victor Robles, Juan Soto, Yasel Antuna, Daniel Marte, Luis Garcia and Wilmer Difo, among others...Enjoyed a 15-year professional career before becoming a coach in the Nationals' organization...Played parts of eight Major League seasons with Toronto (1995-97), Chicago-NL (1998-99), Florida (2000), Montreal (2001), Cleveland (2004) and Boston (2004)...Was behind the plate for the Cubs when Kerry Wood struck out 20 batters on May 6, 1998 vs. Houston...Resides in Santo Domingo, Dominican Republic.

RAFAEL OZUNA


Manager/Infield



Rafael Ozuna joins the Nationals after spending the previous five seasons with the Arizona Diamondbacks, most recently as the manager of their Dominican Summer League club (2018, 2021-22)...He also spent two seasons (2019-20) as the hitting coach of the DSL Diamondbacks...Prior to that, he spent nine seasons in the Los Angeles Dodgers system as an assistant hitting coach at Single-A Rancho Cucamonga (2015-17) and an outfield/baserunning coach with the DSL Dodgers (2009-14)...A native of Santo Domingo, Dominican Republic, Ozuna joined the coaching ranks after an 11-year playing career.

EDWIN HURTADO

Pitching Coach



Hurtado enters his fourth season as Dominican Summer League pitching coach after joining the organization in 2020...He is a veteran of 12 seasons as a manager and coach (2008-19) throughout Mexico, Colombia and Venezuela and also spent parts of three Major League seasons playing for the Seattle Mariners (1996-97) and the Toronto Blue Jays (1995), appearing in 43 games across those three seasons...He brings more than 20 seasons of professional playing experience in the United States, Dominican Republic, Venezuela, Japan, Korea and Mexico.

FREDDY GUZMAN

Hitting/Outfield/Baserunning Coach



Guzman returns to the DSL Nationals for his sixth season in 2023...He joined the coaching ranks after a 16-year professional career that included parts of five Major League seasons...A switch-hitting outfielder, Guzman spent time in the San Diego (2001-06), Texas (2006-07), Detroit (2008), Seattle (2009), Boston (2009), Baltimore (2009) and New York-AL (2009) systems...He made his Major League debut with San Diego in 2004 and would go on to appear in big league games with Texas (2006-07), New York (2009) and Tampa Bay (2013)...Guzman spent his last seven seasons (2011-17) playing in the Mexican League.

FELIBERTO SANCHEZ

Assistant Pitching Coach



Sanchez returns for his second season with the DSL Nationals after spending the previous five seasons (2017-21) as part of Philadelphia's player development staff, most recently as an assistant pitching coach for the Dominican Summer League Phillies...A native of Sabana Grande, Dominican Republic, Sanchez spent four seasons (2012-15) a pitcher in the Phillies Minor League system.



Miguel Cabrera
Athletic Trainer



Manny Moore
Latin American Training Coordinator



Santo Del Rosario
Strength & Conditioning Coach



Anthony Rosario
Tryout Assistant

2022 FIRST-YEAR PLAYER DRAFT

RD	OVERALL	PLAYER	POS	B/T	HT	WT	DOB	SCHOOL	SCOUT
1	5	Elijah Green	OF	R/R	6-3	225	12/3/03	IMG Academy (FL)	Alex Morales
2	45	Jake Bennett	LHP	L/L	6-6	234	12/2/00	University of Oklahoma	Cody Staab
3	84	Trey Lipscomb	3B	R/R	6-1	200	6/14/00	University of Tennessee	Brian Cleary
4	111	Brenner Cox	OF	L/R	6-3	195	5/11/04	Rock Hill HS (TX)	Cody Staab
5	142	Jared McKenzie	OF	L/L	6-0	180	5/16/01	Baylor University	Cody Staab
6	171	Nathaniel Ochoa Leyva	SS	R/R	6-4	215	5/15/03	Notre Dame Catholic SS (ON)	Scott Ramsay
7	201	Riley Cornelio	RHP	R/R	6-3	195	6/6/00	Texas Christian University	Cody Staab
8	231	Chance Huff	RHP	R/R	6-4	220	4/19/00	Georgia Tech	Tommy Jackson
9	261	Maxwell Romero Jr.	C	R/R	6-1	218	4/29/01	University of Miami	Alex Morales
10	291	Murphy Stehly	3B	R/R	5-10	205	9/27/98	University of Texas	Kevin Ham
11	321	Luke Young	RHP	R/R	6-3	170	10/31/01	Midland College (TX)	Cody Staab
12	351	Nick Peoples	OF	S/R	6-5	205	7/24/04	Northview HS (CA)	Bob Hamelin
13	381	Marquis Grissom Jr.	RHP	R/R	6-2	202	7/19/01	Georgia Tech	Tommy Jackson
14	411	Cortland Lawson	SS	R/R	6-2	200	5/12/00	University of Tennessee	Brian Cleary
15	441	Kyle Luckham	RHP	R/R	6-3	205	10/1/99	Arizona State University	Mitch Sokol
16	471	Everett Cooper	SS	R/R	6-1	184	7/31/03	Pro5 Baseball Academy (NC)	Bobby Myrick
17	501	Blake Klassen	1B	L/L	6-2	205	9/26/00	UC Santa Barbara	Ben Diggins
18	531	Brad Lord	RHP	R/R	6-3	210	2/14/00	University of South Florida	Alex Morales
19	561	Johnathon Thomas	OF	R/R	5-7	175	3/1/00	Texas Southern University	Kevin Ham
20	591	JeanPierre Ortiz	SS	R/R	6-0	185	2/18/04	IMG Academy (FL)	

2022 UNDRAFTED FREE AGENTS

PLAYER	POS	B/T	HT	WT	DOB	SCHOOL	SCOUT
Tyler Baca	OF	S/L	5-9	180	5/22/00	Biola University	Steve Leavitt
Christian Ciuffetelli	RHP	R/R	6-2	200	12/27/99	University of Oregon	Scott Ramsay
Caleb Farmer	C	R/R	6-2	205	9/8/99	Colorado Mesa University	Mitch Sokol
Dawson "Bubba" Hall	RHP	R/R	6-1	212	4/10/00	Dallas Baptist University	Cody Staab
John McHenry	2B	S/R	5-10	190	6/18/01	Cerro Coso CC (CA)	Steve Leavitt
Zion Pettigrew	3B	R/R	6-1	175	6/1/175	University of Illinois-Springfield	James Goodwin
Nick Pogue	RHP	R/R	6-5	235	9/13/99	University of Florida	Alex Morales
Matt Suggs	C	R/R	5-10	195	5/31/00	University of North Carolina-Wilmington	Bobby Myrick
Jaren Zinn	RHP	R/R	6-4	205	8/5/98	Harvard University	John Malzone

2023 INTERNATIONAL SIGNINGS

PLAYER	POS	B/T	HT	WT	DOB	HOMETOWN, COUNTRY	SCOUT
Andy Acevedo	OF	L/L	6'1"	170	11/26/05	Pedro Brand, DOM	Bolivar Pelletier
Carlos Batista	CF	R/R	6'1"	170	11/3/05	Santo Domingo Este, DOM	Bolivar Pelletier
Manuel Cabrera	SS	R/R	5'10"	155	2/16/06	La Romana, DOM	Bolivar Pelletier
Jose Feliz	RHP	R/R	6'1"	170	10/9/05	Santo Domingo, DOM	Bolivar Pelletier
Eikel Joaquin	INF	R/R	5'10"	155	11/14/05	Santo Domingo Este, DOM	Virgilio De Leon
Hector Liriano	OF	L/R	6'2"	180	5/17/06	Santo Domingo, DOM	Modesto Ulloa
Agustin Marciano	C	R/R	6'0"	160	6/28/06	Bogota, COL	Miguel Ruiz
Juan Bispo	CF	R/R	6'0"	180	5/9/06	Villa Altigracia, DOM	Bolivar Pelletier
Lauris Portorreal	RHP	R/R	6'3"	160	8/13/05	Salcedo, DOM	Alex Rodriguez
Juan Reyes	LHP	L/L	6'2"	180	3/20/05	Arraijan, PAN	Miguel Ruiz
Enyerber Rivero	RHP	R/R	6'6"	175	4/25/05	Bobare, VEN	Juan Indriago
Edwin Solano	SS	R/R	5'11"	168	3/14/06	Sabana Grande de Palenque, DOM	Modesto Ulloa
Elian Soto	OF	L/R	6'1"	182	1/10/06	Santo Domingo, DOM	Bolivar Pelletier
Carlos Tavares	OF	L/L	6'2"	190	3/24/05	Santo Domingo Este, DOM	Bolivar Pelletier

TOP PROSPECT LISTS

2023 BASEBALL AMERICA TOP 30

1. James Wood, OF
2. Robert Hassell III, OF
3. Elijah Green, OF
4. Cade Cavalli, RHP
5. Brady House, SS
6. Cristhian Vacquero, OF
7. Jarlin Susana, RHP
8. Jeremy De La Rosa, OF
9. Jackson Rutledge, RHP
10. TJ White, OF
11. Jake Bennett, LHP
12. Armando Cruz, SS
13. Cole Henry, RHP
14. Mitchell Parker, LHP
15. Andry Lara, RHP
16. Thaddeus Ward, RHP
17. Roismar Quintana, OF
18. Matt Cronin, LHP
19. Israel Pineda, C
20. Jose Ferrer, LHP
21. Zach Brzykcy, RHP
22. Jake Irvin, RHP
23. Evan Lee, LHP
24. Trey Lipscomb, 3B
25. Drew Millas, C
26. Gerardo Carrillo, RHP
27. Daylen Lile, OF
28. Tim Cate, LHP
29. Andy Acevedo, OF
30. Edwin Solano, SS

2023 MLB PIPELINE.COM TOP 30

1. James Wood, OF
2. Robert Hassell III, OF
3. Elijah Green, OF
4. Cade Cavalli, RHP
5. Brady House, 3B
6. Jarlin Susana, RHP
7. Cristhian Vacquero, OF
8. Jeremy De La Rosa, OF
9. Jake Bennett, LHP
10. T.J. White, OF
11. Jackson Rutledge, RHP
12. Thaddeus Ward, RHP
13. Cole Henry, RHP
14. Armando Cruz, SS
15. Andry Lara, RHP
16. Daylen Lile, OF
17. Roismar Quintana, OF
18. Zach Brzykcy, LHP
19. Trey Lipscomb, 3B
20. Jake Irvin, RHP
21. Matt Cronin, LHP
22. Israel Pineda, C
23. Brenner Cox, OF
24. Mitchell Parker, LHP
25. Jared McKenzie, OF
26. Jose Ferrer, LHP
27. Jake Alu, INF
28. Gerardo Carrillo, RHP
29. Aldo Ramirez, RHP
30. Drew Millas, C

2022 BASEBALL AMERICA TOP 10

1. Kiebert Ruiz, C
2. Cade Cavalli, RHP
3. Brady House, SS
4. Yasel Antuna, OF
5. Andry Lara, RHP
6. Cole Henry, RHP
7. Joan Adon, RHP
8. Gerardo Carrillo, RHP
9. Jackson Rutledge, RHP
10. Armando Cruz, SS

2021 BASEBALL AMERICA TOP 10

1. Cade Cavalli, RHP
2. Jackson Rutledge, RHP
3. Cole Henry, RHP
4. Yasel Antuna, INF
5. Andry Lara, RHP
6. Jeremy De La Rosa, OF
7. Tim Cate, LHP
8. Mason Denaburg, RHP
9. Matt Cronin, LHP
10. Drew Mendoza, IB

2020 BASEBALL AMERICA TOP 10

1. Carter Kieboom, INF
2. Luis Garcia, INF
3. Jackson Rutledge, RHP
4. Wil Crowe, RHP
5. Tim Cate, LHP
6. Drew Mendoza, IB
7. Andry Lara, RHP
8. Mason Denaburg, RHP
9. Yasel Antuna, INF
10. Seth Romero, LHP

2019 BASEBALL AMERICA TOP 10

1. Victor Robles, OF
2. Carter Kieboom, INF
3. Luis Garcia, INF
4. Mason Denaburg, RHP
5. Wil Crowe, RHP
6. Tim Cate, LHP
7. Seth Romero, LHP
8. Sterling Sharp, RHP
9. Yasel Antuna, INF
10. Jake Irvin, RHP

2018 BASEBALL AMERICA TOP 10

1. Victor Robles, OF
2. Juan Soto, OF
3. Erick Fedde, RHP
4. Carter Kieboom, SS
5. Seth Romero, LHP
6. Luis Garcia, SS
7. Wil Crowe, RHP
8. Daniel Johnson, OF
9. Raudy Read, C
10. Yasel Antuna, SS

2017 BASEBALL AMERICA TOP 10

1. Victor Robles, OF
2. Erick Fedde, RHP
3. Juan Soto, OF
4. Wilmer Difo, INF
5. Andrew Stevenson, OF
6. Koda Glover, RHP
7. Luis Garcia, SS
8. Carter Kieboom, SS
9. Pedro Severino, C
10. Austin Voth, RHP

2016 BASEBALL AMERICA TOP 10

1. Lucas Giolito, RHP
2. Trea Turner, INF
3. Victor Robles, OF
4. Erick Fedde, RHP
5. Reynaldo Lopez, RHP
6. Wilmer Difo, INF
7. A.J. Cole, RHP
8. Andrew Stevenson, OF
9. Austin Voth, RHP
10. Anderson Franco, 3B

2015 BASEBALL AMERICA TOP 10

1. Lucas Giolito, RHP
2. Michael A. Taylor, OF
3. Reynaldo Lopez, RHP
4. Erick Fedde, RHP
5. Steven Souza Jr., OF
6. A.J. Cole, RHP
7. Wilmer Difo, INF
8. Drew Ward, 3B
9. Brian Goodwin, OF
10. Nick Pivetta, RHP

2014 BASEBALL AMERICA TOP 10

1. Lucas Giolito, RHP
2. A.J. Cole, RHP
3. Brian Goodwin, OF
4. Matt Skole, 1B/3B
5. Robbie Ray, LHP
6. Sammy Solis, LHP
7. Michael Taylor, OF
8. Jake Johansen, RHP
9. Nathan Karns, RHP
10. Steven Souza Jr. OF

2013 BASEBALL AMERICA TOP 10

1. Anthony Rendon, 3B
2. Lucas Giolito, RHP
3. Brian Goodwin, OF
4. Matt Skole, 1B/3B
5. Nathan Karns, RHP
6. Christian Garcia, RHP
7. Eury Perez, OF
8. Sammy Solis, LHP
9. Matt Purke, LHP
10. Zach Walters, SS

2012 BASEBALL AMERICA TOP 10

1. Bryce Harper, OF
2. Anthony Rendon, 3B
3. Danny Espinosa, INF
4. A.J. Cole, RHP
5. Brian Goodwin, OF
6. Alex Meyer, RHP
7. Matt Purke, LHP
8. Sammy Solis, LHP
9. Derek Norris, C
10. Steve Lombardozzi, INF

2011 BASEBALL AMERICA TOP 10

1. Bryce Harper, OF
2. Derek Norris, C
3. Danny Espinosa, SS
4. A.J. Cole, RHP
5. Wilson Ramos, C
6. Sammy Solis, LHP
7. Cole Kimball, RHP
8. Eury Perez, OF
9. Chris Marrero, 1B
10. Brad Peacock, RHP

2010 BASEBALL AMERICA TOP 10

1. Stephen Strasburg, RHP
2. Derek Norris, C
3. Drew Storen, RHP
4. Ian Desmond, SS
5. Danny Espinosa, INF
6. Chris Marrero, 1B
7. Jeff Kobernus, 2B
8. Justin Maxwell, OF
9. Michael Burgess, OF
10. Destin Hood, OF

2009 BASEBALL AMERICA TOP 10

1. Jordan Zimmermann, RHP
2. Ross Detwiler, RHP
3. Chris Marrero, 1B
4. Michael Burgess, OF
5. Jack McGeary, LHP
6. Derek Norris, C
7. Destin Hood, OF
8. Adrian Nieto, C
9. J.P. Ramirez, OF
10. Esmailyn Gonzalez, SS

2008 BASEBALL AMERICA TOP 10

1. Chris Marrero, 1B
2. Ross Detwiler, RHP
3. Collin Balester, RHP
4. Michael Burgess, OF
5. Jack McGeary, LHP
6. Josh Smoker, RHP
7. Jordan Zimmermann, RHP
8. Justin Maxwell, OF
9. Colton Willems, RHP
10. John Lannan, LHP

2007 BASEBALL AMERICA TOP 10

1. Collin Balester, RHP
2. Chris Marrero, 1B
3. Colton Willems, RHP
4. Kory Casto, 3B
5. Esmailyn Gonzalez, SS
6. Zenchy Zincolia, RHP
7. Glenn Gibson, LHP
8. Matt Chico, LHP
9. Stephen King, SS
10. Ian Desmond, SS

2006 BASEBALL AMERICA TOP 10

1. Ryan Zimmerman, 3B
2. Collin Balester, RHP
3. Clint Everets, RHP
4. Ian Desmond, SS
5. Kory Casto, 3B
6. Mike Hinkley, LHP
7. Bill Bray, LHP
8. Larry Broadway, 1B/OF
9. Daryl Thompson, RHP
10. Frank Diaz, OF

2005 BASEBALL AMERICA TOP 10

1. Mike Hinkley, LHP
2. Larry Broadway, OF
3. Ryan Church, OF
4. Clint Everts, RHP
5. Brendon Harris, 3B
6. Bill Bray, LHP
7. Daryl Thompson, RHP
8. Darrell Rasner, RHP
9. Kory Casto, 3B
10. Collin Balester, RHP

MINOR LEAGUE PLAYERS

ABREU, JUAN — RHP 2023 UPDATED STATS - MILB.COM

OD AGE: 22 **HT:** 6'2" **WT:** 190 **BATS:** R **THROWS:** R **BORN:** 6/12/00 Peppilo Salcedo, DOM

OBTAINED: Signed as a non-drafted free agent, Dec. 13, 2019.

CAREER NOTES: **SIGNED BY:** Modesto Ulloa

YEAR	CLUB	W	L	ERA	G	GS	CG	SHO	SV	IP	H	R	ER	HR	HB	BB	SO	SO/9	WP	BK	BAA
2019										DID NOT PITCH / Signed Late											
2020										DID NOT PITCH											
2021	DSL Nationals	1	1	1.06	11	0	0	0	0	17.0	5	5	2	0	0	10	31	16.4	4	0	.093
2022	FCL Nationals	2	1	4.91	15	0	0	0	0	22.0	19	21	12	4	3	16	33	13.5	6	2	.218
MINORS TOTALS		3	2	3.23	26	0	0	0	0	39.0	24	26	14	4	3	26	64	14.8	10	2	.170

ACEVEDO, ANDY — OF 2023 UPDATED STATS - MILB.COM

OD AGE: 17 **HT:** 6'1" **WT:** 170 **BATS:** L **THROWS:** L **BORN:** 11/26/05 Santo Domingo, DOM

OBTAINED: Signed as a non-drafted free agent, Jan. 15, 2023.

CAREER NOTES: **2023:** Enters the season rated by *Baseball America* as Washington's No. 29 prospect. **SIGNED BY:** Bolivar Pelletier

YEAR	CLUB	AVG	G	AB	R	H	TB	2B	3B	HR	RBI	SH	SF	HP	BB	SO	SB	CS	OBP	SLG	OPS	E	
2022																							
SIGNED FOR 2023																							

MINORS TOTALS

ACEVEDO, LUIS — LHP 2023 UPDATED STATS - MILB.COM

OD AGE: 19 **HT:** 6'1" **WT:** 170 **BATS:** L **THROWS:** L **BORN:** 3/3/04 Santo Domingo, DOM

OBTAINED: Signed as a non-drafted free agent, Oct. 21, 2021.

CAREER NOTES: **SIGNED BY:** Modesto Ulloa

YEAR	CLUB	W	L	ERA	G	GS	CG	SHO	SV	IP	H	R	ER	HR	HB	BB	SO	SO/9	WP	BK	BAA
2021										DID NOT PITCH / Signed Late											
2022	DSL Nationals	0	0	13.50	5	0	0	0	0	4.0	4	6	6	0	1	7	6	13.5	2	0	.250
MINORS TOTALS		0	0	13.50	5	0	0	0	0	4.0	4	6	6	0	1	7	6	13.5	2	0	.250

ACOSTA, JEISEL — C 2023 UPDATED STATS - MILB.COM

OD AGE: 21 **HT:** 6'0" **WT:** 170 **BATS:** R **THROWS:** R **BORN:** 9/4/01 Santo Domingo, DOM

OBTAINED: Signed as a non-drafted free agent, July 2, 2018.

CAREER NOTES: **SIGNED BY:** Modesto Ulloa

YEAR	CLUB	AVG	G	AB	R	H	TB	2B	3B	HR	RBI	SH	SF	HP	BB	SO	SB	CS	OBP	SLG	OPS	E	
2018																							
2019	DSL Nationals	.227	33	119	15	27	36	7	1	0	14	0	0	3	15	27	1	1	.328	.303	.631	5	
2020										DID NOT PLAY													
2021	FCL Nationals	.195	15	41	2	8	8	0	0	0	3	1	0	3	3	7	0	0	.298	.195	.493	0	
2022	FCL Nationals	.220	17	50	3	11	14	0	0	1	5	0	0	2	6	15	0	2	.328	.280	.608	4	
MINORS TOTALS		.219	65	210	20	46	58	7	1	1	22	1	0	8	24	49	1	3	.322	.276	.598	9	

AGOSTINI, GABRIEL — LHP 2023 UPDATED STATS - MILB.COM

OD AGE: 18 **HT:** 6'0" **WT:** 160 **BATS:** L **THROWS:** L **BORN:** 7/24/04 Cantura, VEN

OBTAINED: Signed as a non-drafted free agent, Jan. 15, 2010.

CAREER NOTES: **SIGNED BY:** Salvador Donadelli

YEAR	CLUB	W	L	ERA	G	GS	CG	SHO	SV	IP	H	R	ER	HR	HB	BB	SO	SO/9	WP	BK	BAA
2020										DID NOT PITCH / Signed Late											
2021	DSL Nationals	5	2	1.11	15	4	0	0	0	32.2	23	8	4	0	6	6	42	11.7	4	1	.198
2022	FCL Nationals	2	1	3.63	11	7	0	0	0	34.2	34	15	14	2	5	19	34	8.8	6	0	.254
MINORS TOTALS		7	3	2.42	26	11	0	0	0	67.0	57	23	18	2	11	25	76	10.2	10	1	.228

ALDONIS, PABLO — LHP 2023 UPDATED STATS - MILB.COM

OD AGE: 21 **HT:** 6'1" **WT:** 160 **BATS:** L **THROWS:** L **BORN:** 3/21/02 Tamayo, DOM

OBTAINED: Signed as a non-drafted free agent, July 2, 2019.

CAREER NOTES: **2022:** Made professional debut on June 6. **2020:** Participated in Instructional League following the season. **SIGNED BY:** Modesto Ulloa

YEAR	CLUB	W	L	ERA	G	GS	CG	SHO	SV	IP	H	R	ER	HR	HB	BB	SO	SO/9	WP	BK	BAA
2019										DID NOT PITCH / Signed Late											
2020										DID NOT PITCH											
2021										DID NOT PITCH											
2022	FCL Nationals	1	2	4.39	6	3	0	0	0	26.2	26	13	13	2	1	5	33	11.1	0	1	.248
	Fredericksburg	2	0	2.77	3	3	0	0	0	13.0	11	4	4	2	0	6	16	11.1	1	0	.229
MINORS TOTALS		3	2	3.86	9	6	0	0	0	39.2	37	17	17	4	1	11	49	11.1	1	1	.242



ALSTON, GARVIN — LHP **2023 UPDATED STATS - MILB.COM**

OD AGE: 26 **HT:** 6'4" **WT:** 175 **BATS:** R **THROWS:** L **BORN:** 3/12/1997, Phoenix, Ari. **SCHOOL:** South Carolina-Aiken
OBTAINED: Acquired from Chicago (AL) in exchange for cash, Apr. 21, 2022.
CAREER NOTES: 2019: Made his professional debut with Arizona Rookie League White Sox...Held opponents scoreless in eight of 13 games **HIGHSCHOOL:** Originally was selected by Chicago (AL) in the 37th round of the June 2015 First-Year Player Draft, but did not sign...2015 graduate of Mountain Pointe (Ariz.) High School, where he led the football team to a state championship...Father, Garvin Sr., was a Major League bullpen coach with Arizona (2016) and Oakland (2017) and pitching coach with Minnesota (2018).
SIGNED BY: Kevin Burrell (CWS)

YEAR	CLUB	W	L	ERA	G	GS	CG	SHO	SV	IP	H	R	ER	HR	HB	BB	SO	SO/9	WP	BK	BAA
2019	AZL White Sox	0	1	3.00	13	0	0	0	1	18.0	18	8	6	2	0	4	22	11.0	2	0	.254
DID NOT PITCH																					
2021	ACL White Sox	0	0	0.00	1	0	0	0	0	1.0	0	0	0	0	0	2	18.0	0	0	.000	
	Kannapolis	3	3	6.75	26	0	0	0	0	42.2	48	38	32	4	7	28	40	8.4	3	0	.286
2022	Wilmington	4	1	1.96	29	0	0	0	1	41.1	21	12	9	3	2	16	39	8.5	1	2	.147
	Harrisburg	0	1	6.75	4	0	0	0	0	5.1	8	5	4	0	1	2	4	6.8	0	0	.381
MINORS TOTALS		7	6	4.24	73	0	0	0	2	108.1	95	63	51	9	10	50	107	8.89	6	2	.234

ALVAREZ, ANDREW — LHP **2023 UPDATED STATS - MILB.COM**

OD AGE: 23 **HT:** 6'3" **WT:** 218 **BATS:** L **THROWS:** L **BORN:** 6/13/99 Anaheim, Calif. **SCHOOL:** Cal. Poly. State University
OBTAINED: Selected in the 12th round of the 2021 First-Year Player Draft.
CAREER NOTES: 2022: 103 strikeouts were tied for ninth among Nationals Minor Leaguers...Struck out a career-high eight batters on April 27 vs. Charleston and May 11 against Kannapolis...72 strikeouts were the fifth-most of any Fredericksburg pitcher. **COLLEGE:** As a senior in 2021, Went 7-3 with a 4.08 ERA and 81 strikeouts in 16 games (14 starts)...Named All-Big West honorable mention. **SIGNED BY:** Bryan Byrne

YEAR	CLUB	W	L	ERA	G	GS	CG	SHO	SV	IP	H	R	ER	HR	HB	BB	SO	SO/9	WP	BK	BAA
2021	FCL Nationals	1	0	3.00	2	0	0	0	0	3.0	2	1	1	0	0	2	6	18.0	0	0	.182
	Fredericksburg	0	0	0.00	5	0	0	0	0	6.0	3	0	0	0	2	2	6	9.0	1	0	.143
2022	Fredericksburg	4	5	4.53	15	6	0	0	1	55.2	57	30	28	3	2	23	72	11.6	9	0	.254
	Wilmington	0	2	5.90	13	3	0	0	1	29.0	34	23	19	1	0	11	31	9.6	5	0	.272
MINORS TOTALS		5	7	4.61	35	9	0	0	2	93.2	96	54	48	4	4	38	115	11.1	15	0	.252

AMPARO, YEURI — OF **2023 UPDATED STATS - MILB.COM**

OD AGE: 21 **HT:** 6'2" **WT:** 210 **BATS:** R **THROWS:** R **BORN:** 9/25/01 Hato Mayor, DOM
OBTAINED: Signed as a non-drafted free agent, July 2, 2018.
CAREER NOTES: **SIGNED BY:** Modesto Ulloa

YEAR	CLUB	AVG	G	AB	R	H	TB	2B	3B	HR	RBI	SH	SF	HP	BB	SO	SB	CS	OBP	SLG	OPS	E
2018	DID NOT PLAY / Signed Late																					
2019	DSL Nationals	.195	45	154	21	30	34	4	0	0	6	1	0	5	15	42	13	2	.287	.221	.508	8
2020	DID NOT PLAY																					
2021	FCL Nationals	.253	32	79	10	20	25	2	0	1	10	0	1	1	7	17	4	1	.318	.316	.635	1
2022	FCL Nationals	.037	13	27	3	1	2	1	0	0	0	1	0	0	1	4	1	0	.071	.074	.145	2
MINORS TOTALS		.196	90	260	34	51	61	7	0	1	16	2	1	6	23	63	18	3	.276	.235	.511	11

ARRUDA, J.T. — INF **2023 UPDATED STATS - MILB.COM**

OD AGE: 25 **HT:** 5'10" **WT:** 186 **BATS:** L **THROWS:** R **BORN:** 10/20/97 Clovis, Calif. **SCHOOL:** Fresno State University (Calif.)
OBTAINED: Selected in the 11th round of the 2019 First-Year Player Draft.
CAREER NOTES: 2022: Stole a career-high 17 bases, tied for the ninth-most among Nationals Minor Leaguers...Ranked among Single-A Fredericksburg batters in AVG (T8th, .276), doubles (10th, 9), triples (4th, 3), home runs (T8th, 4), walks (T8th, 35), OBP (4th, .394), SLG (7th, .435), OPS (T5th, .829) and runs (7th, 41). **2020:** Participated in Instructional League following the season. **2019:** Led short-season Single-A Auburn in nearly every offensive category with a .245 AVG, .351 OBP, .347 SLG, .698 OPS, five triples, 30 walks and 15 extra-base hits, while he tied for first in hits (48), doubles (10) and total bases (68). **COLLEGE:** Hit .338 (72-for-213) with 11 doubles, three triples, eight home runs, 39 RBI and four steals during his redshirt sophomore season at Fresno State. **SIGNED BY:** Bryan Byrne

YEAR	CLUB	AVG	G	AB	R	H	TB	2B	3B	HR	RBI	SH	SF	HP	BB	SO	SB	CS	OBP	SLG	OPS	E
2019	Auburn	.245	61	196	22	48	68	10	5	0	20	1	0	2	30	50	6	3	.351	.347	.698	8
2020	DID NOT PLAY																					
2021	Fredericksburg	.235	41	136	15	32	44	5	2	1	9	0	0	1	29	32	9	0	.373	.324	.697	7
	Wilmington	.186	49	167	14	31	47	8	1	2	12	0	1	0	16	49	5	2	.255	.281	.537	2
2022	FCL Nationals	.000	3	6	1	0	0	0	0	0	1	0	1	0	2	2	0	0	.222	.000	.222	1
	Fredericksburg	.276	51	170	41	47	74	9	3	4	25	2	3	0	35	45	17	3	.394	.435	.829	8
MINORS TOTALS		.234	205	675	93	158	233	32	11	7	67	3	5	3	112	178	37	8	.343	.345	.688	26

ATENCIO, JOSE — RHP **2023 UPDATED STATS - MILB.COM**

OD AGE: 21 **HT:** 5'11" **WT:** 165 **BATS:** R **THROWS:** R **BORN:** 9/18/01 Maracaibo, VEN
OBTAINED: Signed as a non-drafted free agent, July 2, 2018.
CAREER NOTES: 2022: Accrued nine wins between FCL Nationals and Single-A Fredericksburg, the most of any pitcher in Washington's Minor League system...Was promoted to Single-A Fredericksburg on July 22. **SIGNED BY:** Ronald Morillo

YEAR	CLUB	W	L	ERA	G	GS	CG	SHO	SV	IP	H	R	ER	HR	HB	BB	SO	SO/9	WP	BK	BAA	
2018	DID NOT PITCH / Signed Late																					
2019	DSL Nationals	0	0	27.00	1	0	0	0	0	0.1	1	1	1	0	0	0	1	27.0	0	0	.500	
2020	DID NOT PITCH																					
2021	DSL Nationals	5	4	1.58	11	8	0	0	0	51.2	40	11	9	1	5	4	61	10.6	6	1	.213	
2022	FCL Nationals	4	0	2.70	6	4	0	0	0	26.2	24	8	8	1	0	4	31	10.5	3	0	.242	
	Fredericksburg	5	2	3.58	8	8	0	0	0	37.2	34	17	15	3	3	14	29	6.9	2	1	.238	
MINORS TOTALS		14	6	2.56	26	20	0	0	0	116.0	99	37	33	5	8	22	122	9.5	11	2	.229	

BAKA, TYLER — OF **2023 UPDATED STATS - MILB.COM**

OD AGE: 22 **HT:** 5'9" **WT:** 180 **BATS:** S **THROWS:** L **BORN:** 5/22/2000 Fullerton, Calif. **SCHOOL:** Biola (Calif.) University
OBTAINED: Signed as a non-drafted free agent, Aug. 8, 2022.

CAREER NOTES: **Personal:** Originally drafted by Washington in the 34th round of the 2018 First-Year Player Draft out of Linfield Christian School...Father, Mark, is Washington's Assistant Director of Amateur Scouting. **SIGNED BY:** Steve Leavitt

YEAR	CLUB	AVG	G	AB	R	H	TB	2B	3B	HR	RBI	SH	SF	HP	BB	SO	SB	CS	OBP	SLG	OPS	E
2022	FCL Nationals	.250	5	4	1	1	1	0	0	0	1	0	0	0	2	0	0	0	.500	.250	.750	0
MINORS TOTALS		.250	5	4	1	1	1	0	0	0	1	0	0	0	2	0	0	0	.500	.250	.750	0

BAKER, DARREN — 2B **2023 UPDATED STATS - MILB.COM**

OD AGE: 24 **HT:** 6'0" **WT:** 185 **BATS:** L **THROWS:** R **BORN:** 2/11/99 Redwood City, Calif. **SCHOOL:** University of California-Berkeley
OBTAINED: Selected in the 10th round of the 2021 First-Year Player Draft.

CAREER NOTES: **2022:** Ranked among Nationals Minor Leaguers in AVG (T4th, .280), hits (5th, 116), doubles (5th, 24), OBP (9th, .343) and runs (T7th, 66)...Was promoted to High-A Harrisburg on July 22...Named to the 2022 SiriusXM All-Star Futures Game. **2021:** Reported to the Florida Complex League following the Draft...Was promoted to Single-A Fredericksburg on Aug. 24. **COLLEGE:** Was First Team All-Pac-12 and was named to the Pac-12 All-Defensive Team in 2021...He hit .327 with six doubles, 17 RBI, 28 walks, 28 stolen bases and 40 runs scored...His 28 stolen bases ranked eighth in NCAA Division I...Is the son of Dusty Baker. **SIGNED BY:** Bryan Byrne

YEAR	CLUB	AVG	G	AB	R	H	TB	2B	3B	HR	RBI	SH	SF	HP	BB	SO	SB	CS	OBP	SLG	OPS	E
2021	FCL Nationals	.400	4	15	2	6	7	1	0	0	1	0	0	2	2	2	0	0	.471	.467	.937	0
	Fredericksburg	.318	18	66	3	21	26	3	1	0	5	3	1	0	4	9	2	2	.352	.394	.746	1
2022	Wilmington	.273	62	245	43	67	90	15	1	2	25	3	2	1	22	51	10	2	.333	.367	.700	7
	Harrisburg	.290	43	169	23	49	61	9	0	1	14	3	1	0	18	30	5	2	.356	.361	.717	2
MINORS TOTALS		.289	127	495	71	143	184	28	2	3	45	9	4	1	46	92	17	6	.348	.372	.720	20

BARLEY, JORDY — SS **2023 UPDATED STATS - MILB.COM**

OD AGE: 23 **HT:** 6'0" **WT:** 175 **BATS:** R **THROWS:** R **BORN:** 12/3/99 San Pedro de Macoris, DOM
OBTAINED: Acquired from San Diego along with RHP Mason Thompson in exchange for RHP Daniel Hudson, July 30, 2021.

CAREER NOTES: **2023:** Enters the season rated by *Baseball America* as the "Best Defensive Infielder" in Washington's Minor League system. **2022:** Was named Washington's Defensive Player of the Year following the season...Turned the most double plays (52) among shortstops in the South Atlantic League and his 199 assists were the second most among Washington's Minor Leaguers...Entered the season as the "Fastest Baserunner" and the No. 29 prospect in Washington's Minor League system, according to *Baseball America*...Started the year as the No. 28 prospect in Washington's system, per MLB Pipeline.com. **2021:** Was named Washington's Baserunner of the Year following the season...His 12 stolen bases ranked seventh in Washington's Minor League system...On the season, he ranked seventh in all of Minor League Baseball with 45 stolen bases between Single-A Lake Elsinore and Single-A Fredericksburg...At the time of the trade, his 33 stolen bases led San Diego's Minor League system and were eighth in all of Minor League Baseball. **2016:** Signed with the Padres as an international free agent on July 2, 2016.

SIGNED BY: Chris Kemp and Felix Feliz (SDP)

YEAR	CLUB	AVG	G	AB	R	H	TB	2B	3B	HR	RBI	SH	SF	HP	BB	SO	SB	CS	OBP	SLG	OPS	E
2017	AZL Padres	.242	49	182	34	44	79	11	6	4	28	0	0	2	11	65	7	2	.292	.434	.726	30
2018	AZL Padres 2	.200	54	195	30	39	64	9	2	4	20	0	3	5	15	59	12	7	.271	.328	.599	18
2019	Tri-City	.254	66	279	45	71	118	11	6	8	30	1	1	1	22	98	14	8	.310	.423	.733	23
2020	DID NOT PLAY																					
2021	Lake Elsinore	.240	61	242	43	58	94	8	2	8	28	0	2	4	31	82	33	6	.333	.388	.722	30
	Fredericksburg	.205	33	122	17	25	37	6	0	2	10	0	0	2	17	43	12	5	.312	.303	.615	14
2022	Wilmington	.203	85	295	37	60	85	11	4	2	21	0	2	0	22	100	34	4	.257	.288	.545	13
MINORS TOTALS		.226	348	1315	206	297	477	56	20	28	137	1	8	14	118	447	112	32	.295	.363	.658	38

WASHINGTON NATIONALS ORGANIZATIONAL AWARD WINNERS

- 2022 OF Jeremy De La Rosa and OF James Wood (co-Hitter of the Year), RHP Cade Cavalli (Pitcher of the Year), Jordy Barley (Defensive Player of the Year), Jacob Young (Baserunner of the Year), Jake Alu (Nationals Way)
- 2021 INF/OF Jake Noll (Player of the Year), RHP Cade Cavalli (Pitcher of the Year), OF Donovan Casey (Defensive Player of the Year), INF Jordy Barley (Baserunner of the Year), INF/OF Jack Dunn (Nationals Way)
- 2020 No awards due to the cancellation of the Minor League Season
- 2019 OF Yadiel Hernandez (Player of the Year), LHP Tim Cate (Pitcher of the Year), INF Luis García (Defensive Player of the Year), INF/OF Cole Freeman (Baserunner of the Year), C Jackson Reetz (Boone)
- 2018 INF Carter Kieboom (Player of the Year), LHP Ben Braymer/RHP Will Crowe (co-Pitcher of the Year), INF Jake Noll (Boone)
- 2017 OF Daniel Johnson (Player of the Year), RHP Wander Suero (Pitcher of the Year), C Raudy Read (Boone)
- 2016 1B Jose Marmolejos (Player of the Year), RHP Reynaldo Lopez (Pitcher of the Year), OF Rafael Bautista (Boone)
- 2015 1B Jose Marmolejos (Player of the Year), RHP Austin Voth (Pitcher of the Year), RHP Austen Williams (Boone)
- 2014 OF Steven Souza Jr. (Player of the Year), RHP Lucas Giolito (Pitcher of the Year), INF Wilmer Difo (Boone)
- 2013 OF Billy Burns (Player of the Year), RHP Taylor Jordan (Pitcher of the Year), 2B Tony Renda (Boone)
- 2012 INF Matthew Skole (Player of the Year), RHP Nathan Karns (Pitcher of the Year)
- 2011 INF Steve Lombardozzi (Player of the Year), RHP Brad Peacock (Pitcher of the Year)
- 2010 OF Tyler Moore (Player of the Year), LHP Tom Milone (Pitcher of the Year)
- 2009 C Derek Norris (Player of the Year), RHP Brad Meyers (Pitcher of the Year)
- 2008 OF Leonard Davis (Player of the Year), RHP Jordan Zimmermann (Pitcher of the Year)
- 2007 OF Justin Maxwell (Player of the Year), LHP John Lannan (Pitcher of the Year)
- 2006 INF Kory Casto (Player of the Year), RHP Zechry Zinicola (Pitcher of the Year)
- 2005 INF Kory Casto (Player of the Year), LHP Michael O'Connor (Pitcher of the Year)

BARRETO, FRANKLIN—INF 2023 UPDATED STATS - MILB.COM

OD AGE: 27 **HT:** 5'10" **WT:** 208 **BATS:** R **THROWS:** R **BORN:** 2/27/96 Caracas, VEN
OBTAINED: Signed as a minor league free agent, Dec. 5, 2022.

CAREER NOTES: Has spent parts of four MLB seasons with Oakland (2017-20) and Los Angeles (AL) (2020)...Was a highly rated prospect throughout his minor league career, being named to *Baseball America's* Top 100 four times. **2022:** Returned to play after being sidelined during the 2021 season due to Tommy John ligament-repair surgery... Signed a minor league contract with Houston prior to the season and appeared in 73 games with Triple-A Sugar Land before being released on Aug. 8. **2021:** Missed the entire season while nursing a strained right elbow...On May 11, the Angels announced he would undergo Tommy John surgery with a recovery time of 10-12 months. **2020:** Started the season with Oakland prior to a mid-season trade to Los Angeles (AL), appearing in a combined 21 Major League games...Suffered a left shoulder subluxation on Sept. 6 vs. Houston before undergoing season-ending shoulder surgery on Sept. 22. **2019:** Appeared in 23 games across three stints with Oakland...Made the club's Wild Card roster but did not appear in a game...Pieced together a strong season with Triple-A Las Vegas, earning MiLB.com Organizational All-Star honors. **2018:** Split time between Oakland and Triple-A Nashville, amassing six Major League stints...On June 2 at CWS, logged two HR and six RBI; at 22 years, 115 days, was the youngest A's hitter with a six-RBI game since at least 1908, and the youngest with a two-homer game since Ben Grieve on June 16, 1998 (22 years, 43 days). **2017:** Had two stints with the A's, appearing in 25 games...Made his Major League debut on June 24 vs. CWS, becoming the youngest non-pitcher to debut for Oakland since Eric Chavez on Sept. 8, 1998 (20 years, 275 days). **2016:** Named an MiLB Organizational All-Star...Was also named a Double-A Texas League Mid-Season and Postseason All-Star. **2015:** Was named a *Baseball America* Single-A Advanced All-Star. **2014:** Earned Northwest League MVP honors and was named a Northwest League Mid-Season All-Star in addition to MiLB Organizational All-Star honors...*Baseball America* tabbed him as a Short-Season All-Star and Short Season Player of the Year. **2013:** Named an MiLB Organizational All-Star and received the GCL Blue Jays R. Howard Webster Award, given to the top player at each level of Toronto's minor league system. **SIGNED BY:** Ismael Cruz, Luis Marquez and Rafael Moncada (TOR)

YEAR	CLUB	AVG	G	AB	R	H	TB	2B	3B	HR	RBI	SH	SF	HP	BB	SO	SB	CS	OBP	SLG	OPS	E
2013	GCL Blue Jays	.299	44	174	30	52	92	16	6	4	19	1	0	6	13	42	10	4	.368	.529	.897	19
2013	Bluefield	.204	15	54	4	11	18	5	1	0	7	0	0	2	2	14	0	2	.259	.333	.592	9
2014	Vancouver	.311	73	289	65	90	139	23	4	6	61	0	3	10	26	64	29	5	.384	.481	.865	26
2015	Stockton	.302	90	338	50	102	169	22	3	13	47	1	6	4	15	67	8	3	.333	.500	.833	34
2016	Midland	.281	119	462	63	130	191	25	3	10	50	1	2	6	36	90	30	15	.340	.413	.753	19
2016	Nashville	.353	4	17	2	6	11	0	1	1	3	0	0	1	0	4	0	2	.389	.647	1.036	0
2017	Nashville	.290	111	469	63	136	214	19	7	15	54	3	2	9	27	141	15	8	.339	.456	.795	21
2017	Oakland	.197	25	71	10	14	25	1	2	2	6	0	0	0	5	33	2	0	.250	.352	.602	4
2018	Nashville	.259	77	282	54	73	145	16	1	18	46	0	5	7	39	106	5	2	.357	.514	.871	7
2018	Oakland	.233	32	73	10	17	36	4	0	5	16	0	0	1	29	0	0	.253	.493	.746	2	
2019	Las Vegas	.295	98	373	88	110	206	29	5	19	65	1	2	6	42	113	15	1	.374	.552	.926	13
2019	Oakland	.123	23	57	6	7	15	2	0	2	5	0	0	0	1	23	1	0	.138	.263	.401	5
2020	Oakland	.000	15	10	5	0	0	0	0	0	0	0	0	0	0	0	1	0	.000	.000	.000	0
2020	Los Angeles (AL)	.118	6	17	0	2	2	0	0	0	2	0	0	1	0	8	1	0	.167	.118	.285	1
2021																						
2022	Sugar Land	.162	73	241	27	39	66	7	1	6	21	0	1	2	30	102	11	4	.259	.274	.533	7
DID NOT PLAY																						
MLB TOTALS		.175	101	228	31	40	78	7	2	9	29	0	0	2	7	100	4	0	.207	.342	.549	12
MINORS TOTALS		.278	704	2699	446	749	1251	162	32	92	373	7	21	53	230	743	123	46	.344	.464	.808	80

BATISTA, CARLOS—OF 2023 UPDATED STATS - MILB.COM

OD AGE: 17 **HT:** 6'1" **WT:** 170 **BATS:** R **THROWS:** R **BORN:** 11/3/05 Santo Domingo Este, DOM
OBTAINED: Signed as a non-drafted free agent, Jan. 15, 2023

CAREER NOTES: **SIGNED BY:** Bolivar Pelletier

YEAR	CLUB	AVG	G	AB	R	H	TB	2B	3B	HR	RBI	SH	SF	HP	BB	SO	SB	CS	OBP	SLG	OPS	E
2022																						
SIGNED FOR 2023																						

MINORS TOTALS

BATISTA, CRISTIAN—OF 2023 UPDATED STATS - MILB.COM

OD AGE: 18 **HT:** 6'1" **WT:** 170 **BATS:** L **THROWS:** L **BORN:** 5/2/04 Santo Domingo, DOM
OBTAINED: Signed as a non-drafted free agent, Jan. 15, 2021.

CAREER NOTES: **SIGNED BY:** Modesto Ulloa

YEAR	CLUB	AVG	G	AB	R	H	TB	2B	3B	HR	RBI	SH	SF	HP	BB	SO	SB	CS	OBP	SLG	OPS	E
2020																						
2021	DSL Nationals	.197	29	71	11	14	16	2	0	0	6	0	1	4	16	25	2	0	.370	.225	.595	2
2022																						
DID NOT PLAY																						
MINORS TOTALS		.197	29	71	11	14	16	2	0	0	6	0	1	4	16	25	2	0	.370	.225	.595	2

BAUTISTA, JEREMY—C 2023 UPDATED STATS - MILB.COM

OD AGE: 18 **HT:** 6'0" **WT:** 175 **BATS:** R **THROWS:** R **BORN:** 10/20/04 Bona0, DOM
OBTAINED: Signed as a non-drafted free agent, Jan. 15, 2022.

CAREER NOTES: **SIGNED BY:** Abraham Despradel

YEAR	CLUB	AVG	G	AB	R	H	TB	2B	3B	HR	RBI	SH	SF	HP	BB	SO	SB	CS	OBP	SLG	OPS	E
2021																						
2022	DSL Nationals	.000	5	8	0	0	0	0	0	0	0	0	0	0	0	2	0	0	.000	.000	.000	0
MINORS TOTALS		.000	5	8	0	0	0	0	0	0	0	0	0	0	0	2	0	0	.000	.000	.000	0



CEDENO, JOSE — RHP **2023 UPDATED STATS - MILB.COM**

OD AGE: 21 **HT:** 6'3" **WT:** 170 **BATS:** R **THROWS:** R **BORN:** 10/5/01 Chitré, PAN

OBTAINED: Signed as a non-drafted free agent, July 2, 2018.

CAREER NOTES: **2022:** Named Florida Complex League Pitcher of the Week on Aug. 8 after tossing 4.0 perfect innings with five strikeouts en route to his third win of the season...Struck out a career-high six batters on Aug. 15...Had six scoreless appearances out of the bullpen. **2021:** Led all Nationals Minor Leaguers in ERA (1.24), opponents' average (.160) and WHIP (0.74)...Was named Dominican Complex League pitcher of the Week on Aug. 16 as well as August Pitcher of the Month...Tossed 6.0 no-hit innings with nine strikeouts and zero walks on Aug. 10...Went 2-0 with a 1.04 ERA with 33 strikeouts and three walks in 5 games (4 starts) during the month. **SIGNED BY:** Miguel Ruiz

YEAR	CLUB	W	L	ERA	G	GS	CG	SHO	SV	IP	H	R	ER	HR	HB	BB	SO	SO/9	WP	BK	BAA
2018																					
DID NOT PITCH / Signed Late																					
2019	DSL Nationals	3	3	3.41	11	7	0	0	0	34.1	29	18	13	3	4	11	32	8.4	5	0	.228
2020																					
DID NOT PLAY																					
2021	DSL Nationals	5	0	1.24	12	10	0	0	0	58.0	32	9	8	2	9	11	73	11.3	5	1	.160
2022	FCL Nationals	3	0	3.26	12	1	0	0	0	30.1	17	11	11	2	3	13	35	10.4	7	0	.160
MINORS TOTALS		11	3	2.35	35	18	0	0	0	122.2	78	38	32	7	16	35	140	10.27	17	1	.180

CIUFFETELLI, CHRISTIAN — RHP **2023 UPDATED STATS - MILB.COM**

OD AGE: 23 **HT:** 6'2" **WT:** 200 **BATS:** R **THROWS:** R **BORN:** 12/27/99 Newport Beach, Calif. **SCHOOL:** University of Oregon

OBTAINED: Signed as a non-drafted free agent, Aug. 8, 2022.

CAREER NOTES: **COLLEGE:** Took on the biggest workload of his Ducks career, making 22 appearances with seven starts...Finished the year 1-3 with a 3.55 ERA and one save...Started the season in the bullpen before moving into the role of an opener...Finished Pac-12 play with a 1.42 ERA and one save in 10 appearances (two starts)...Graduated from Servite High School in Anaheim, Calif...Was the 48th-ranked player and 17th-ranked pitcher in California by Perfect Game. **SIGNED BY:** Scott Ramsay

YEAR	CLUB	W	L	ERA	G	GS	CG	SHO	SV	IP	H	R	ER	HR	HB	BB	SO	SO/9	WP	BK	BAA
2022	FCL Nationals	0	0	0.00	2	1	0	0	0	3.0	2	0	0	0	0	1	3.0	0	0	0	.200
MINORS TOTALS		0	0	0.00	2	1	0	0	0	3.0	2	0	0	0	0	1	3.0	0	0	0	.200

CLUFF, JACKSON — SS **2023 UPDATED MILB STATS - MILB.COM**

OD AGE: 26 **HT:** 6'1" **WT:** 181 **BATS:** L **THROWS:** R **BORN:** 12/3/96 Littleton, Colo. **SCHOOL:** Brigham Young (Utah) University

OBTAINED: Selected in the sixth round of the 2019 First-Year Player Draft.

CAREER NOTES: **2022:** Played his first full season appearing in over 100 games for the first time...His 21 doubles were tied for eighth-most of any Nationals Minor Leaguer...Entered the season as "Best Defensive Infielder" and has the "Best Infield Arm" in Washington's system, per *Baseball America*, for the second consecutive season...Participated in his second Major League Spring Training. **2021:** Was limited to 45 games with a thumb injury...Hit .214 with six doubles, two homers, 10 RBI, 12 walks, seven stolen bases and 18 runs scored between Double-A Harrisburg, Single-A Fredericksburg and the Florida Complex League Nationals...Hit .342 (27-for-79) with six doubles, one homer, 14 RBI, 14 walks, eight stolen bases and 18 runs scored in 22 games for Surprise of the Arizona Fall League...Was named the league's Defensive Player of the Year following the season. **2020:** Was a member of the 60-Player Pool...Spent the entire season at the Alternate Training Site (Fredericksburg)...Participated in Instructional League following the season. **2019:** Appeared in 62 games for Single-A Hagerstown...Ranked among Hagerstown batters in triples (1st, 5), home runs (14th, 5), extra-base hits (16th, 18), stolen bases (6th, 11), total bases (7th, 88), runs scored (7th, 33), walks (8th, 26) and hits (9th, 55). **PERSONAL:** Jackson Paul Cluff...Graduated from Rocky Mountain High School in Meridian, Idaho...Attended Brigham Young University...Was the No. 1 high school player in the state of Idaho in 2015, according to Perfect Game...Following his freshman year at BYU in 2016, completed a two-year Mormon mission (2017-18) before returning to school in 2019...Hit .327 (65-for-199) with 20 doubles, three triples, four homers, 56 RBI, 12 stolen bases and 57 runs scored in 53 games during his sophomore season (2019) at BYU...Named to the West Coast Conference First-team and twice earned Collegiate Baseball's National Player of the Week honors during the 2019 season. **SIGNED BY:** Mitch Sokol

YEAR	CLUB	AVG	G	AB	R	H	TB	2B	3B	HR	RBI	SH	SF	HP	BB	SO	SB	CS	OBP	SLG	OPS	E
2019	Hagerstown	.229	62	240	33	55	88	8	5	5	19	2	4	8	26	63	11	5	.320	.367	.687	7
2020 Fredericksburg																						
ALTERNATE TRAINING SITE																						
2021	Harrisburg	.190	35	126	14	24	35	5	0	2	9	0	2	7	9	39	3	2	.278	.278	.556	6
	FCL Nationals	.333	5	15	2	5	5	0	0	0	1	0	0	1	1	5	3	0	.412	.333	.745	0
	Fredericksburg	.278	5	18	2	5	6	1	0	0	0	0	0	2	2	3	1	0	.409	.333	.742	2
2022	Harrisburg	.194	111	356	40	69	110	21	1	6	28	5	3	7	35	128	9	3	.277	.309	.586	13
MINORS TOTALS		.209	218	755	91	158	244	35	6	13	57	7	9	25	73	238	27	10	.297	.323	.620	19

COLLINS, BRENDAN — RHP **2023 UPDATED STATS - MILB.COM**

OD AGE: 23 **HT:** 6'4" **WT:** 228 **BATS:** R **THROWS:** R **BORN:** 9/10/99 Olney, Md. **SCHOOL:** UNC-Greensboro

OBTAINED: Selected in the 17th round of the 2021 First-Year Player Draft.

CAREER NOTES: **2022:** Converted to a relief role on June 17, pitching to a 1.67 ERA (7 ER/37.2 IP)...From June 17 through the end of the year, his 1.67 ERA was the lowest in the Carolina League among pitchers with at least 15 appearances...He did not allow a run in his final six appearances of the season...His 30 appearances and 68.1 innings pitched were both fourth-most on Single-A Fredericksburg...Made his first career start on Apr. 14 against Carolina...Struck out a career-high nine batters in back-to-back starts Apr. 22-29. **COLLEGE:** In his lone season at UNC-Greensboro, went 3-3 with a 5.54 ERA and 51 strikeouts in 16 games (14 starts) in 2021...He began his collegiate career at Brunswick (N.C.) Community College and Radford (Va.) University before transferring to UNC-Greensboro. **SIGNED BY:** Bobby Myrick

YEAR	CLUB	W	L	ERA	G	GS	CG	SHO	SV	IP	H	R	ER	HR	HB	BB	SO	SO/9	WP	BK	BAA
2021	FCL Nationals	0	0	0.00	2	0	0	0	1	3.0	1	0	0	0	0	0	5	15.0	0	0	.100
	Fredericksburg	0	2	9.53	5	0	0	0	0	5.2	10	6	6	0	0	6	8	12.7	4	1	.370
2022	Fredericksburg	4	2	3.69	30	8	0	0	1	68.1	58	31	28	5	10	26	88	11.6	9	0	.221
MINORS TOTALS		4	4	3.97	37	8	0	0	2	77.0	69	37	34	5	10	32	101	11.8	13	1	.230

COLMENARES, JOSE — C **2023 UPDATED STATS - MILB.COM****OD AGE:** 20 **HT:** 5'10" **WT:** 165 **BATS:** R **THROWS:** R **BORN:** 8/23/02 El Tocuyo, VEN**OBTAINED:** Signed as a non-drafted free agent, Aug. 23, 2018.**CAREER NOTES:** **SIGNED BY:** Juan Indriago

YEAR	CLUB	AVG	G	AB	R	H	TB	2B	3B	HR	RBI	SH	SF	HP	BB	SO	SB	CS	OBP	SLG	OPS	E
2018																						
2019	DSL Nationals	.143	15	42	3	6	6	0	0	0	5	0	2	4	2	5	0	1	.240	.143	.383	2
2020																						
2021	DSL Nationals	.235	44	132	19	31	45	9	1	1	22	1	4	4	15	19	1	1	.323	.341	.663	4
2022	FCL Nationals	.242	12	33	5	8	16	2	0	2	8	0	1	0	3	6	0	0	.297	.485	.782	1
MINORS TOTALS		.217	71	207	27	45	67	11	1	3	35	1	7	8	20	30	1	2	.302	.324	.626	7

COLON, LEODARLYN — RHP **2023 UPDATED STATS - MILB.COM****OD AGE:** 18 **HT:** 6'4" **WT:** 190 **BATS:** R **THROWS:** R **BORN:** 12/1/04**OBTAINED:** Signed as a Minor League free agent, June 14, 2022**CAREER NOTES:** **SIGNED BY:** Abraham Despradel

YEAR	CLUB	W	L	ERA	G	GS	CG	SHO	SV	IP	H	R	ER	HR	HB	BB	SO	SO/9	WP	BK	BAA
2022	DSL Nationals	1	0	2.76	8	1	0	0	1	16.1	15	6	5	1	2	6	19	10.5	3	0	.238
MINORS TOTALS		1	0	2.76	8	1	0	0	1	16.1	15	6	5	1	2	6	19	10.5	3	0	.238

CONNELL, JUSTIN — OF **2023 UPDATED STATS - MILB.COM****OD AGE:** 24 **HT:** 6'1" **WT:** 185 **BATS:** R **THROWS:** R **BORN:** 3/11/99 Barcelona, ESP**SCHOOL:** American Heritage (Fla.) High School**OBTAINED:** Selected in the 11th round of the 2017 First-Year Player Draft.

CAREER NOTES: **2022:** Ranked among Nationals Minor Leaguers in home runs (T8th, 14), OBP (8th, .344), OPS (9th, .748), doubles (7th, 22), walks (5th, 55), extra-base hits (T7th, 37), total bases (9th, 157) and runs scored (5th, 70)...Had a season-high 10-game hitting streak Aug. 21 - Sept. 2...Hit .421 (16-for-38) with four doubles, three homers, four walks, five RBI, one stolen base and nine runs scored during the streak. **2021:** Was the only Nationals Minor Leaguer to hit over .250 and have at least 20 stolen bases...Ranked among Nationals farmhands in batting average (2nd, .293), hits (2nd, 109), triples (2nd, 5), stolen bases (2nd, 21), on-base percentage (5th, .356), OPS (7th, .754), runs scored (7th, 52) and slugging percentage (8th, .398)...Named an MiLB.com Organization All-Star following the season. **2020:** Participated in Instructional League following the season...Entered the season rated as the No. 30 prospect in Washington's system by MLB Pipeline.com. **2019:** Recorded 28 multi-hit efforts, including two four-hit games on May 13 and June 28, both against Delmarva...His 108 hits, 59 runs scored and 49 walks were second-most among Hagerstown batters, while his 20 doubles were tied for second-most. **2018:** Recorded more walks (21) than strikeouts (20) in 39 games between the GCL and short-season Single-A Auburn. **2017:** Reported to the GCL Nationals following the draft...Batted .323 with four doubles, seven RBI and 17 runs scored in 30 games...He stole five bases in seven attempts. **HIGH SCHOOL:** Played both shortstop and outfield while at American Heritage High School in Plantation, Fla...Playing in 26 games in his senior year, he batted .218 (12-for-55) with three doubles, four RBI, and 16 runs scored...He was named a Rawlings-Perfect Game All-Florida Region Honorable Mention. **SIGNED BY:** Jimmy Gonzalez

YEAR	CLUB	AVG	G	AB	R	H	TB	2B	3B	HR	RBI	SH	SF	HP	BB	SO	SB	CS	OBP	SLG	OPS	E
2017	GCL Nationals	.323	30	96	17	31	35	4	0	0	7	0	2	1	14	10	5	2	.407	.365	.772	1
2018	GCL Nationals	.244	25	78	17	19	23	1	0	1	7	2	1	11	12	7	2	.341	.295	.636	0	
	Auburn	.263	14	38	4	10	11	1	0	0	3	0	1	1	10	8	1	.420	.289	.709	0	
2019	Hagerstown	.249	120	433	59	108	139	20	1	3	38	14	4	10	49	75	13	10	.337	.321	.658	3
2020																						
2021	Wilmington	.293	98	372	52	109	148	11	5	6	38	4	3	5	33	72	21	13	.356	.398	.754	5
2022	Wilmington	.254	20	71	10	18	31	4	0	3	5	1	0	2	7	19	2	1	.338	.437	.775	0
	Harrisburg	.230	96	318	60	73	126	18	1	11	38	2	2	9	48	111	8	5	.345	.396	.741	3
MINORS TOTALS		.262	403	1406	219	368	513	59	7	24	136	23	13	29	172	307	57	35	.351	.365	.716	12

CONTRERAS, JOHAN — OF **2023 UPDATED STATS - MILB.COM****OD AGE:** 19 **HT:** 6'1" **WT:** 185 **BATS:** R **THROWS:** R **BORN:** 12/26/03 Santo Domingo, DOM**OBTAINED:** Signed as a non-drafted free agent, Feb. 25, 2021.

CAREER NOTES: **2022:** Led the DSL Nationals in batting average (.283), slugging percentage (.428), OPS (.815) and doubles (11)...He finished tied for first in total bases (62)...He had 11 multi-hit games on the season...Had a four-hit game on July 25, going 4-for-4 with two doubles, three RBI and two runs scored. **SIGNED BY:** Bolivar Pelletier

YEAR	CLUB	AVG	G	AB	R	H	TB	2B	3B	HR	RBI	SH	SF	HP	BB	SO	SB	CS	OBP	SLG	OPS	E
2021	DSL Nationals	.244	39	119	23	29	36	5	1	0	12	0	2	2	16	27	4	1	.338	.303	.641	3
2022	DSL Nationals	.283	48	145	29	41	62	11	2	2	21	0	2	7	19	38	2	0	.387	.428	.815	5
MINORS TOTALS		.265	87	264	52	70	98	16	3	2	33	0	4	9	35	65	6	1	.365	.371	.736	8

COOPER, EVERETT — SS **2023 UPDATED STATS - MILB.COM****OD AGE:** 19 **HT:** 6'1" **WT:** 184 **BATS:** S **THROWS:** R **BORN:** 7/31/03 Baltimore, Md.**SCHOOL:** Pro5 Baseball Academy (N.C.)**OBTAINED:** Selected in the 16th round of the 2022 First-Year Player Draft.

CAREER NOTES: **2022:** Reported to the Florida Complex League following the draft. **HIGH SCHOOL:** The Owings Mills, Md. native hit .319 with seven doubles, a triple, five home runs, 26 RBI, 23 walks, 14 stolen bases and 33 runs scored during his senior season...Ranked as the top shortstop and third overall player in the state of Maryland by Perfect Game for the 2022 Draft Class. **SIGNED BY:** Bobby Myrick

YEAR	CLUB	AVG	G	AB	R	H	TB	2B	3B	HR	RBI	SH	SF	HP	BB	SO	SB	CS	OBP	SLG	OPS	E
2022	FCL Nationals	.154	6	13	2	2	2	0	0	0	3	0	0	1	2	6	0	1	.313	.154	.467	3
MINORS TOTALS		.154	6	13	2	2	2	0	0	0	3	0	0	1	2	6	0	1	.313	.154	.467	3

CORNELIO, RILEY — RHP 2023 UPDATED STATS - MILB.COM

OD AGE: 22 **HT:** 6'3" **WT:** 195 **BATS:** R **THROWS:** R **BORN:** 6/6/00 Honolulu, Hawaii **SCHOOL:** Texas Christian University
OBTAINED: Selected in the 7th round of the 2022 First-Year Player Draft.
CAREER NOTES: **COLLEGE:** Led TCU with 15 starts during the 2022 season as a sophomore...Went 4-5 with a 4.68 ERA in 75.0 innings pitched, with a team-high 77 strikeouts... Held opponents to a .227 batting average...Earned four varsity letters at Pine Creek High School...Ranked as the No. 1 draft prospect in the state of Colorado by *Baseball America*...Ranked by MLB Pipeline as the No. 46 overall draft prospect in 2019...Named the Perfect Game and Gatorade Colorado Player of the Year as a senior...Earned first-team Perfect Game and Collegiate Baseball All-American honors as a senior. **SIGNED BY:** Cody Staab

YEAR	CLUB	W	L	ERA	G	GS	CG	SHO	SV	IP	H	R	ER	HR	HB	BB	SO	SO/9	WP	BK	BAA
2022		DID NOT PITCH																			
MINORS TOTALS		0	0	—	0	0	0	0	0	0.0	0	0	0	0	0	0	0	—	0	0	—

COX, BRENNER — OF 2023 UPDATED STATS - MILB.COM

OD AGE: 18 **HT:** 6'3" **WT:** 195 **BATS:** L **THROWS:** R **BORN:** 5/11/04 Houston, Texas **SCHOOL:** Rock Hill (Texas) High School
OBTAINED: Selected in the 4th round of the 2022 First-Year Player Draft.
CAREER NOTES: **2023:** Enters the season rated by MLB Pipeline.com as Washington's No. 23 prospect. **2022:** Reported to the Florida Complex League following the draft... Had hits in seven of 10 games, including three multi-hit efforts. **HIGH SCHOOL:** Hit .288 with eight doubles, three triples, four home runs, 19 RBI, 31 walks, 30 strikeouts, 26 stolen bases and 29 runs scored during his senior season at Rock Hill...He was ranked by Perfect Game as the No. 2 prep outfielder in the state of Texas...Following the 2021 season, Cox was named Texas All-State and a Second-Team All-American by *Collegiate Baseball*. **SIGNED BY:** Cody Staab

YEAR	CLUB	AVG	G	AB	R	H	TB	2B	3B	HR	RBI	SH	SF	HP	BB	SO	SB	CS	OBP	SLG	OPS	E
2022	FCL Nationals	.286	10	35	4	10	14	1	0	1	5	0	1	0	5	14	2	0	.366	.400	.766	1
MINORS TOTALS		.286	10	35	4	10	14	1	0	1	5	0	1	0	5	14	2	0	.366	.400	.766	1

CRUZ, ARMANDO — SS 2023 UPDATED STATS - MILB.COM

OD AGE: 19 **HT:** 5'11" **WT:** 160 **BATS:** R **THROWS:** R **BORN:** 1/16/04 Santo Domingo, DOM
OBTAINED: Signed as a non-drafted free agent, Jan. 15, 2021.
CAREER NOTES: **2023:** Enters the season rated by *Baseball America* as Washington's No. 12 prospect with the "Best Infield Arm" in the system...Is rated by MLB Pipeline.com as Washington's No. 14 prospect. **2022:** Led the Florida Complex League with 57 hits while his 41 runs scored were tied for the league lead with teammate Rosmiar Quintana... Promoted to Single-A Fredericksburg on Sept. 7...Finished the season with a .275 batting average, ninth-best among the Nationals farm system...Had five games with three or more hits, including a four-hit game on June 16 going 4-for-6 with a homer, five RBI and two runs scored...Entered the season as the No. 5 prospect in Washington's system by MLB Pipeline.com and the No. 9 prospect per *Baseball America*. **2021:** Ranked second among Nationals Minor Leaguers with a 13.7% strikeout rate...Was rated the No. 2 prospect in the 2021 international signing class by *Baseball America*. **SIGNED BY:** Modesto Ulloa

YEAR	CLUB	AVG	G	AB	R	H	TB	2B	3B	HR	RBI	SH	SF	HP	BB	SO	SB	CS	OBP	SLG	OPS	E
2020		DID NOT PLAY / Signed Late																				
2021	DSL Nationals	.232	48	177	22	41	54	8	1	1	17	2	2	0	16	27	11	4	.292	.305	.597	9
2022	FCL Nationals	.275	52	207	41	57	75	8	2	2	20	4	1	3	11	39	6	5	.320	.362	.682	18
	Fredericksburg	.267	3	15	3	4	5	1	0	0	2	0	0	0	2	2	0	0	.353	.333	.686	0
MINORS TOTALS		.256	103	399	66	102	134	17	3	3	39	6	3	3	29	68	17	9	.309	.336	.645	27

CUEVAS, MICHAEL — RHP 2023 UPDATED STATS - MILB.COM

OD AGE: 21 **HT:** 6'2" **WT:** 172 **BATS:** R **THROWS:** R **BORN:** 6/29/01 San Antonio, Texas **SCHOOL:** William J. Brennan (Texas) High School
OBTAINED: Selected in the 23rd round of the 2019 First-Year Player Draft.
CAREER NOTES: **2022:** Ranked among Nationals farmhands in ERA (3rd, 4.64), games started (T1st, 24), innings pitched (5th, 114.1), opp. AVG (7th, .278) and WHIP (7th, 1.56)... Made four starts of at least 6.0 innings...Struck out a season-high seven batters on June 4 and June 22, allowing zero runs in both starts. **2021:** Participated in Instructional League following the season. **2019:** Appeared in eight games (one start) for the GCL Nationals...Pitched to a 0.59 ERA (1 ER/15.1 IP). **HIGH SCHOOL:** In his senior season, Cuevas went 7-3 with a 2.14 ERA (15 ER/63.0 IP) with 93 strikeouts in 14 appearances (nine starts), including three complete games and three saves...At the plate, he hit .333 (35-for-121) with eight doubles, one triple, 15 RBI and 24 runs scored. **SIGNED BY:** Brandon Larson

YEAR	CLUB	W	L	ERA	G	GS	CG	SHO	SV	IP	H	R	ER	HR	HB	BB	SO	SO/9	WP	BK	BAA
2019	GCL Nationals	1	0	0.59	8	1	0	0	1	15.1	10	1	1	0	2	8	9	5.4	0	0	.200
2020		DID NOT PITCH																			
2021	Fredericksburg	1	8	4.48	20	17	0	0	1	88.2	85	55	44	8	7	28	80	8.1	8	2	.244
2022	Wilmington	6	12	4.64	26	24	0	0	0	114.1	123	74	59	8	9	55	82	6.5	6	1	.278
MINORS TOTALS		8	20	4.29	54	42	0	0	2	218.0	218	130	104	16	18	91	171	7.1	14	3	.259

CUEVAS, RAMON — RHP 2023 UPDATED STATS - MILB.COM

OD AGE: 19 **HT:** 6'3" **WT:** 170 **BATS:** R **THROWS:** R **BORN:** 8/3/03 Boca Chica, DOM
OBTAINED: Signed as a non-drafted free agent, Jan. 15, 2022.
CAREER NOTES: **SIGNED BY:** Virgilio De Leon

YEAR	CLUB	W	L	ERA	G	GS	CG	SHO	SV	IP	H	R	ER	HR	HB	BB	SO	SO/9	WP	BK	BAA
2021		DID NOT PITCH / Signed Late																			
2022	DSL Nationals	3	1	7.84	13	0	0	0	0	20.2	30	19	18	2	3	8	18	7.8	9	1	.330
MINORS TOTALS		3	1	7.84	13	0	0	0	0	20.2	30	19	18	2	3	8	18	7.8	9	1	.330



DAILY COLE — INF **2023 UPDATED STATS — MILB.COM**

OD AGE: 26 **HT:** 5'11" **WT:** 170 **BATS:** L **THROWS:** R **BORN:** 11/28/96 Springfield, Ill. **SCHOOL:** University of Notre Dame (Ind.)
OBTAINED: Selected in the 21st round of the 2018 First-Year Player Draft.

CAREER NOTES: **2022:** Set new career highs with 26 RBI and 39 walks in 82 games between High-A Wilmington and Double-A Harrisburg...He ranked among Wilmington players in RBI (10th, 24), walks (13rd, 39) stolen bases (3rd, 18) and runs scored (9th, 33). **2019:** Hit .251 with nine doubles, 16 RBI, 26 walks and eight steals in 71 games for Single-A Hagerstown...Reached base safely in a season-high 12 straight games July 16-28, batting .333 (15-for-45) with two doubles, three RBI and eight runs scored over that stretch. **2018:** Appeared in 53 games for short-season Single-A Auburn in his first professional season, hitting .275 (50-for-182). **COLLEGE:** Notre Dame's starting shortstop hit .268 (60-for-224) with 14 doubles, one triple, three home runs and 22 RBI in his 2018 senior season...He stole a team-high 14 bases and was second on the team in runs scored (39). **SIGNED BY:** Justin Bloxom

YEAR	CLUB	AVG	G	AB	R	H	TB	2B	3B	HR	RBI	SH	SF	HP	BB	SO	SB	CS	OBP	SLG	OPS	E
2018	Auburn	.275	53	182	30	50	59	6	0	1	16	3	1	1	18	36	5	2	.342	.324	.666	1
2019	Hagerstown	.251	71	243	24	61	70	9	0	0	16	4	2	2	26	47	8	9	.326	.288	.614	9
2020	DID NOT PLAY																					
2021	Fredericksburg	.200	14	50	9	10	11	1	0	0	5	0	0	0	9	12	2	1	.322	.220	.542	2
	Harrisburg	.214	22	42	7	9	12	1	1	0	0	1	0	0	5	11	0	1	.298	.286	.584	2
	Wilmington	.136	8	22	3	3	3	0	0	0	2	0	0	0	5	6	0	0	.296	.136	.433	1
2022	Wilmington	.222	78	239	33	53	66	8	1	1	24	1	2	1	39	74	18	0	.331	.276	.607	10
	Harrisburg	.250	4	16	3	4	7	1	1	0	2	0	0	0	4	0	1	.250	.438	.688	0	
MINORS TOTALS		.239	250	794	109	190	228	26	3	2	65	9	5	4	102	190	33	14	.327	.287	.614	25

DAVIS, MARC — RHP **2023 UPDATED STATS — MILB.COM**

OD AGE: 23 **HT:** 6'3" **WT:** 195 **BATS:** R **THROWS:** R **BORN:** 11/11/99 Lilburn, Ga. **SCHOOL:** Florida Southwestern State JC
OBTAINED: Selected in the 11th round of the 2021 First-Year Player Draft.

CAREER NOTES: **2022:** Tossed 3.0 innings of scoreless relief on June 19 at Myrtle Beach...Earned Carolina League Pitcher of the Week for June 20. **2021:** Allowed one earned run in 9.1 IP (0.96 ERA) across his last four outings...Participated in Instructional League following the season. **COLLEGE:** Went 4-1 with two saves and a 3.34 ERA in 17 games (five starts) in 2021...He struck out 64 batters and allowed just 23 hits in 35.0 innings pitched...His 16.36 strikeouts per 9.0 innings ranked second among all Junior College pitchers...Struck out 139 batters in 86.0 innings across 44 career appearances. **SIGNED BY:** Alex Morales

YEAR	CLUB	W	L	ERA	G	GS	CG	SHO	SV	IP	H	R	ER	HR	HB	BB	SO	SO/9	WP	BK	BAA
2021	FCL Nationals	0	0	3.72	5	1	0	0	0	9.2	9	4	4	0	1	9	12	11.2	2	0	.237
2022	Fredericksburg	2	1	3.97	9	0	0	0	1	22.2	11	10	10	3	3	11	26	10.3	4	2	.141
MINORS TOTALS		2	1	3.90	14	1	0	0	1	32.1	20	14	14	3	4	20	38	10.6	6	2	.172

DE LA CRUZ, CHRISTOPHER — OF **2023 UPDATED STATS — MILB.COM**

OD AGE: 21 **HT:** 5'11" **WT:** 145 **BATS:** L **THROWS:** L **BORN:** 3/29/01 Santo Domingo, DOM
OBTAINED: Signed as a non-drafted free agent, July 2, 2017.

CAREER NOTES: **2022:** Promoted to Fredericksburg on July 12...Hit safely in a season-high six consecutive games, June 21-July 1...Had hits in 11 of his first 14 games of the season, including six multi-hit efforts. **2019:** His 14 stolen bases were tied for fifth among Nationals minor leaguers. **SIGNED BY:** Modesto Ulloa

YEAR	CLUB	AVG	G	AB	R	H	TB	2B	3B	HR	RBI	SH	SF	HP	BB	SO	SB	CS	OBP	SLG	OPS	E
2017	DID NOT PLAY / Signed Late																					
2018	DSL Nationals	.179	49	145	29	26	31	1	2	0	11	3	1	3	22	23	4	2	.298	.214	.512	3
2019	DSL Nationals	.243	48	169	23	41	55	5	3	1	14	0	1	2	23	25	14	2	.338	.325	.664	3
2020	DID NOT PLAY																					
2021	FCL Nationals	.180	29	61	14	11	16	0	1	1	10	0	2	2	21	13	3	0	.395	.262	.658	1
2022	FCL Nationals	.288	21	80	22	23	30	4	0	1	13	0	1	0	11	14	3	3	.370	.375	.745	0
	Fredericksburg	.225	26	71	11	16	23	5	1	0	5	0	0	2	11	13	5	1	.345	.324	.669	2
MINORS TOTALS		.222	173	526	99	117	155	15	7	3	53	3	5	9	88	88	29	8	.341	.295	.636	9

DE LA CRUZ, EDWARD — C **2023 UPDATED STATS — MILB.COM**

OD AGE: 18 **HT:** 5'11" **WT:** 165 **BATS:** R **THROWS:** R **BORN:** 8/27/02 San Pedro De Macoris, DOM
OBTAINED: Signed as a non-drafted free agent, Sept. 21, 2020.

CAREER NOTES: **SIGNED BY:** Virgilio De Leon

YEAR	CLUB	AVG	G	AB	R	H	TB	2B	3B	HR	RBI	SH	SF	HP	BB	SO	SB	CS	OBP	SLG	OPS	E
2020	DID NOT PLAY / Signed Late																					
2021	DSL Nationals	.200	17	35	3	7	8	1	0	0	2	0	0	1	5	10	0	1	.317	.229	.546	0
2022	DSL Nationals	.160	41	100	19	16	17	1	0	0	7	0	0	4	21	45	3	2	.328	.170	.498	7
MINORS TOTALS		.170	58	135	22	23	25	2	0	0	9	0	0	5	26	55	3	3	.325	.185	.510	7

DENABURG, MASON — RHP **2023 UPDATED STATS - MILB.COM**

OD AGE: 23 **HT:** 6'4" **WT:** 208 **BATS:** R **THROWS:** R **BORN:** 8/8/99 Cape Canaveral, Fla. **SCHOOL:** Merritt Island (Fla.) High School
OBTAINED: Selected in the first round (No. 27 overall) of the 2018 First-Year Player Draft.
CAREER NOTES: **2022:** Entered the season rated by *Baseball America* as the No. 30 prospect in Washington's system and by MLB Pipeline.com as the No. 23 prospect. **2021:** Underwent Tommy John ligament-replacement surgery in April...Entered the season rated by MLB Pipeline.com as the No. 5 prospect and by *Baseball America* as the No. 8 prospect in Washington's organization. **2020:** Participated in Instructional League following the season...Entered the season rated as the No. 8 prospect in Washington's system by *Baseball America* and the No. 5 prospect by MLB Pipeline.com. **2019:** Struck out a season-high five batters across 4.0 scoreless innings in his professional debut on June 24 at GCL Cardinals...Entered the season rated by *Baseball America* and MLB Pipeline.com as Washington's No. 4 prospect...Was also cited by *Baseball America* as having the "Best Fastball" in Washington's system. **2018:** Did not pitch for the GCL Nationals, but participated in instructional league following the 2018 season. **HIGH SCHOOL:** Went 5-1 with a 1.27 ERA (5 ER/35.1 IP) in eight starts during his senior season at Merritt Island High School...Struck out 73 batters while walking just 10...Entered the 2018 First-Year Player draft rated by *Baseball America* as the No. 22 draft prospect and by MLB.com as the No. 24 draft prospect. **SIGNED BY:** Alan Marr

YEAR	CLUB	W	L	ERA	G	GS	CG	SHO	SV	IP	H	R	ER	HR	HB	BB	SO	SO/9	WP	BK	BAA
2018										DID NOT PITCH											
2019	GCL Nationals	1	1	7.52	7	4	0	0	0	20.1	23	22	17	1	6	14	19	8.4	4	0	.288
2020										DID NOT PITCH											
2021										DID NOT PITCH / Injured											
2022	Fredericksburg	0	1	4.15	13	13	0	0	0	39.0	33	19	18	3	3	24	38	8.8	4	0	.229
MINORS TOTALS		1	2	5.31	20	17	0	0	0	59.1	56	41	35	4	9	38	57	8.7	8	0	.250

DIAZ, DANNEL — LHP **2023 UPDATED STATS - MILB.COM**

OD AGE: 26 **HT:** 5'11" **WT:** 185 **BATS:** L **THROWS:** L **BORN:** 3/5/97 Moron, Cuba
OBTAINED: Signed as a Minor League free agent, Sept. 16, 2022.
CAREER NOTES: **SIGNED BY:** Virgilio De Leon and Jose Ortega

YEAR	CLUB	W	L	ERA	G	GS	CG	SHO	SV	IP	H	R	ER	HR	HB	BB	SO	SO/9	WP	BK	BAA
2022										DID NOT PITCH											
MINORS TOTALS																					

DIAZ, GERALDI — C **2023 UPDATED STATS - MILB.COM**

OD AGE: 22 **HT:** 6'4" **WT:** 210 **BATS:** L **THROWS:** R **BORN:** 7/8/00 Puerto Plata, DOM
OBTAINED: Signed as a non-drafted free agent, Nov. 10, 2016.

CAREER NOTES: **2022:** Finished the season on a season-high six game hitting streak...Hit .375 in September with four doubles, two homers, two walks, seven RBI and four runs scored...Had hits in nine of his last 10 regular season games...Went 2-for-9 in the postseason series with Lynchburg. **2020:** Participated in Instructional League following the season. **2019:** Hit safely in a season-high six games from August 7-17, batting .368 (7-for-19) with two doubles over that stretch. **SIGNED BY:** Moises de la Mota

YEAR	CLUB	AVG	G	AB	R	H	TB	2B	3B	HR	RBI	SH	SF	HP	BB	SO	SB	CS	OBP	SLG	OPS	E
2016										DID NOT PLAY / Signed Late												
2017	DSL Nationals	.229	51	175	20	40	57	12	1	1	18	0	2	4	25	30	0	0	.335	.326	.661	4
2018	DSL Nationals	.244	53	160	20	49	60	12	3	1	28	1	1	13	29	31	3	2	.399	.375	.774	5
2019	GCL Nationals	.280	24	75	16	21	28	4	0	1	7	1	1	5	13	11	1	2	.415	.373	.788	1
2020										DID NOT PLAY												
2021	Fredericksburg	.217	40	129	21	28	41	7	0	2	16	0	0	9	20	32	3	0	.361	.318	.679	10
2022	Fredericksburg	.254	74	252	40	64	99	19	2	4	41	0	6	8	36	60	3	1	.358	.393	.751	10
MINORS TOTALS		.243	242	791	117	192	285	54	6	9	110	2	10	39	123	164	10	5	.368	.360	.728	30

DIAZ, MOISES — RHP **2023 UPDATED STATS - MILB.COM**

OD AGE: 21 **HT:** 6'0" **WT:** 195 **BATS:** R **THROWS:** R **BORN:** 4/27/01 Santiago, DOM
OBTAINED: Signed as a Minor League free agent, June 24, 2021.

CAREER NOTES: **2017:** Signed with Chicago (NL) as a non-drafted free agent, Dec. 12, 2017. **SIGNED BY:** Alejandro Peña, Gian Guzman and Jose Serra (CHI)

YEAR	CLUB	W	L	ERA	G	GS	CG	SHO	SV	IP	H	R	ER	HR	HB	BB	SO	SO/9	WP	BK	BAA
2018	DSL Cubs1	1	2	3.43	10	0	0	0	0	21.0	17	15	8	1	2	5	14	6.0	5	0	.215
2019	DSL Cubs1	2	6	4.57	14	14	0	0	0	63.0	76	42	32	4	1	19	41	5.9	2	1	.303
2020										DID NOT PITCH											
2021	DSL Nationals	0	2	2.12	15	0	0	0	4	17.0	9	6	4	0	5	5	13	6.9	1	0	.155
2022										DID NOT PITCH											
MINORS TOTALS		3	10	3.92	39	14	0	0	4	101.0	102	63	44	5	8	29	68	6.1	8	1	.263

DIAZ, WINDER — INF **2023 UPDATED STATS - MILB.COM**

OD AGE: 20 **HT:** 6'3" **WT:** 170 **BATS:** S **THROWS:** R **BORN:** 9/5/02 Santo Domingo, DOM
OBTAINED: Signed as a non-drafted free agent, Jan. 15, 2021.

CAREER NOTES: **2022:** Ranked among Dominican Summer League Nationals in RBI (7th, 9), hits (6th, 13), doubles (2nd, 5), walks (3rd, 12), extra base hits (T-4th, 5), total bases (T-6th, 18), runs (T-8th, 7) and stolen bases (3rd, 3)...Promoted to High-A Wilmington on Sept. 2. **SIGNED BY:** Riki Vasquez

YEAR	CLUB	AVG	G	AB	R	H	TB	2B	3B	HR	RBI	SH	SF	HP	BB	SO	SB	CS	OBP	SLG	OPS	E
2020										DID NOT PLAY / Signed Late												
2021	DSL Nationals	.207	44	135	19	28	36	4	2	0	12	1	2	6	28	34	6	3	.363	.267	.629	8
2022	DSL Nationals	.252	52	147	27	37	55	9	3	1	20	0	2	3	36	39	7	4	.404	.374	.778	11
	Wilmington	.000	2	4	0	0	0	0	0	0	0	0	0	0	1	3	0	0	.200	.000	.200	1
MINORS TOTALS		.227	98	286	46	65	91	13	5	1	32	1	4	9	65	76	13	7	.382	.318	.700	20

DUNN, JACK — INF **2023 UPDATED STATS - MILB.COM**

OD AGE: 26 **HT:** 6'2" **WT:** 185 **BATS:** R **THROWS:** R **BORN:** 9/5/96 Alpharetta, Ga. **SCHOOL:** Northwestern University (Ill.)

OBTAINED: Selected in the 20th round of the 2019 First-Year Player Draft.

CAREER NOTES: 2022: Began the season with Double-A Harrisburg, playing in 99 games going 85-for-344 (.247) with three home runs, 17 doubles, 22 RBI, 43 runs scored, and 49 walks...Promoted to Triple-A Rochester on Sept. 13...Played predominantly CF with Double-A Harrisburg (52 G), but appeared in at least one game at every position excluding catcher...Batted .315 (23-for-73) with six doubles, four RBI, 11 runs, and nine walks in 20 games in July...Picked up eight multi-hit performances, including three in a row from July 26-28...Went 4-for-6 with a double and three runs scored on June 3 at Double-A Erie...First four-hit game of his career on June 3 at Erie. **2021:** Winner of the "Nationals Way" Award given to the Minor Leaguer who best demonstrates the professionalism, leadership, loyalty, passion, selflessness, durability, determination and work ethic required to play the game the "Washington Nationals Way"...Appeared at third base (27 G), second base (15 G), shortstop (11 G), first base (8 G), left field (2 G) and made two appearances on the mound. **2019:** Played in 52 games for short-season Single-A Auburn following the 2019 First-Year Player Draft. **COLLEGE:** Was a first team All-Big Ten selection in 2019 and started every game at shortstop...Finished with 230 hits in his collegiate career, good for ninth in Northwestern history...Recorded 19 multi-hit games, the most on the team for the second consecutive year...Was a third team All-Big Ten selection in 2018 and played and started every game at shortstop. **SIGNED BY:** Justin Bloxom

YEAR	CLUB	AVG	G	AB	R	H	TB	2B	3B	HR	RBI	SH	SF	HP	BB	SO	SB	CS	OBP	SLG	OPS	E
2019	Auburn	.255	52	157	22	40	45	2	0	1	11	2	1	6	16	30	3	0	.344	.287	.631	7
2020	DID NOT PLAY																					
2021	Wilmington	.276	65	203	39	56	71	5	2	2	19	0	1	3	24	36	11	2	.359	.350	.709	6
2022	Harrisburg	.247	99	344	43	85	111	17	0	3	22	2	3	5	49	81	8	8	.347	.323	.670	3
	Rochester	.217	13	46	6	10	12	2	0	0	5	1	1	0	4	13	2	0	.275	.261	.536	0
MINORS TOTALS		.255	231	750	110	191	239	26	2	6	57	5	6	14	93	160	24	10	.345	.319	.664	16

DYSON, TYLER — RHP **2023 UPDATED STATS - MILB.COM**

OD AGE: 25 **HT:** 6'4" **WT:** 220 **BATS:** R **THROWS:** R **BORN:** 12/24/97 Bradenton, Fla. **SCHOOL:** University of Florida

OBTAINED: Selected in the fifth round of the 2019 First-Year Player Draft.

CAREER NOTES: 2021: Went 1-3 with a 2.84 ERA in 10 games (6 starts) between High-A Wilmington and the FCL Nationals...Entered the season rated as the No. 21 prospect in Washington's system, per *Baseball America*. **2020:** Participated in Instructional League following the season...Entered the season rated as the No. 17 prospect in Washington's system, per *Baseball America*. **2019:** Assigned to the GCL Nationals following the 2019 First-Year Player Draft...Promoted to short-season Single-A Auburn on July 10. **COLLEGE:** Went 3-2 with a 4.95 ERA (24 ER/43.2 IP) and 34 strikeouts in 11 games (nine starts) for the University of Florida in 2019...As a freshman in 2017, helped the University of Florida to the College World Series title...Posted a 0.63 ERA (1ER/14.1 IP) in the postseason...Started the clinching game of the College World Series Finals against LSU, just the second start of his career, and pitched six innings with just one run allowed to earn the win...Graduated from Bradenton River High School in Bradenton, Fla...Pitched and played third base in high school...As a senior in 2016, was named the Bradenton Herald All-Area Player of the Year. **SIGNED BY:** Alan Marr

YEAR	CLUB	W	L	ERA	G	GS	CG	SHO	SV	IP	H	R	ER	HR	HB	BB	SO	SO/9	WP	BK	BAA	
2019	GCL Nationals	0	0	0.00	1	0	0	0	0	2.0	0	0	0	0	0	0	3	13.5	0	0	.000	
	Auburn	2	1	1.14	8	8	0	0	0	31.2	20	8	4	1	3	8	14	4.0	1	0	.192	
2020	DID NOT PITCH																					
2021	Wilmington	1	2	2.77	7	3	0	0	0	26.0	14	8	8	2	6	15	26	9.0	2	0	.167	
	FCL Nationals	0	1	3.18	3	3	0	0	0	5.2	4	2	2	0	2	5	4	6.4	0	0	.190	
2022	DID NOT PITCH																					
MINORS TOTALS		3	4	1.93	19	15	0	0	0	65.1	38	18	14	3	11	28	47	6.5	3	0	.174	

EMILIANI, LEANDRO — INF/OF **2023 UPDATED STATS - MILB.COM**

OD AGE: 23 **HT:** 6'1" **WT:** 220 **BATS:** L **THROWS:** L **BORN:** 3/22/00 San Antero, COL

OBTAINED: Signed as a non-drafted free agent, July 5, 2017.

CAREER NOTES: 2022: Had hits in six of his first seven games, including a stretch of three games Apr. 13-17 going 9-for-12 (.750) with three doubles, one triple, one homer and three runs scored...Earned Carolina League Player of the Week on April 20...Had a season-high nine-game hitting streak to open June, including four multi-hit efforts...Promoted to Wilmington on July 22...Ranked among Nationals farmhands in home runs (10th, 13), RBI (7th, 66), SLG (9th, .415), OPS (10th, .726) **2020:** Participated in Instructional League following the season. **2019:** Ranked among Nationals farmhands in OBP (1st, .467), OPS (3rd, .947), SLG (8th, .480) and AVG (8th, .299)...Reached base safely in 20 straight games from July 28-August 28, hitting .328 (20-for-61) with seven doubles and 14 RBI in that time. **SIGNED BY:** Eduardo Cabrera

YEAR	CLUB	AVG	G	AB	R	H	TB	2B	3B	HR	RBI	SH	SF	HP	BB	SO	SB	CS	OBP	SLG	OPS	E
2017	DID NOT PLAY / Signed Late																					
2018	GCL Nationals	.245	43	151	21	37	60	12	1	3	23	1	2	2	9	32	0	0	.293	.397	.690	7
2019	GCL Nationals	.299	39	127	20	38	61	11	0	4	28	0	0	7	33	42	0	1	.467	.480	.947	3
2020	DID NOT PLAY																					
2021	FCL Nationals	.194	12	36	1	7	9	2	0	0	3	0	1	0	4	8	0	0	.268	.250	.518	1
	Fredericksburg	.155	32	103	12	16	32	1	0	5	16	0	0	2	15	39	0	0	.275	.311	.586	3
2022	Fredericksburg	.231	59	225	31	52	98	14	1	10	47	0	2	2	22	70	0	0	.303	.436	.739	5
	Wilmington	.223	33	112	15	25	42	6	1	3	19	0	0	4	13	28	1	0	.326	.375	.701	2
MINORS TOTALS		.232	218	754	100	175	302	46	3	25	136	1	5	17	96	219	1	1	.330	.401	.731	21

ESTRADA, GABRIEL — RHP **2023 UPDATED STATS - MILB.COM**

OD AGE: 23 **HT:** 6'2" **WT:** 180 **BATS:** R **THROWS:** R **BORN:** 5/28/99 Caracas, VEN

OBTAINED: Signed as a Minor League free agent, June 18, 2022.

CAREER NOTES:

YEAR	CLUB	W	L	ERA	G	GS	CG	SHO	SV	IP	H	R	ER	HR	HB	BB	SO	SO/9	WP	BK	BAA	
2015	DID NOT PITCH																					
2016	DSL Rockies	3	1	2.45	12	10	0	0	0	40.1	30	12	11	0	8	13	42	9.4	5	0	.199	
2017	DID NOT PITCH																					
2018	DID NOT PITCH																					
2019	DID NOT PITCH																					
2020	DID NOT PITCH																					
2021	DID NOT PITCH																					
2022	DID NOT PITCH																					
MINORS TOTALS		3	1	2.45	12	10	0	0	0	40.1	30	12	11	0	8	13	42	9.4	5	0	.199	

FARIAS, VICTOR — RHP 2023 UPDATED STATS - MILB.COM

OD AGE: 20 HT: 6'2" WT: 150 BATS: R THROWS: R BORN: 7/17/02 Cotui, DOM

OBTAINED: Signed as a non-drafted free agent, Dec. 13, 2019.

CAREER NOTES: **SIGNED BY:** Modesto Ulloa

YEAR	CLUB	W	L	ERA	G	GS	CG	SHO	SV	IP	H	R	ER	HR	HB	BB	SO	SO/9	WP	BK	BAA
2019										DID NOT PITCH / Signed Late											
2020										DID NOT PITCH											
2021										DID NOT PITCH											
2022										DID NOT PITCH											
MINORS TOTALS		0	0	---	0	0	0	0	0	0.0	0	0	0	0	0	0	0	—	0	0	—

FARMER, CALEB — C 2023 UPDATED STATS - MILB.COM

OD AGE: 23 HT: 6'5" WT: 205 BATS: R THROWS: R BORN: 9/8/1999 Anaheim Hills, Calif. SCHOOL: Colorado Mesa University (Colo.)

OBTAINED: Signed as a non-drafted free agent, Aug. 8, 2022.

CAREER NOTES: **2022:** Reported to the Florida Complex League after the draft. **COLLEGE:** Hit a career-high .417 in 60 games his senior year...Had 101 total hits with 19 doubles, three triples and 28 home runs...Had a career-high five hits on May 20, 2022...Earned ABCA All-Region Second Team, D2CCA All-Region Second Team, NCBWA All-Region Second Team, RMAC All-Tournament Team, All-RMAC First Team and RMAC Gold Glove Third Base. **SIGNED BY:** Mitch Sokol

YEAR	CLUB	AVG	G	AB	R	H	TB	2B	3B	HR	RBI	SH	SF	HP	BB	SO	SB	CS	OBP	SLG	OPS	E
2022	FCL Nationals	.375	5	8	3	3	6	0	0	1	3	0	0	0	5	3	0	0	.615	.750	1.365	1
MINORS TOTALS		.375	5	8	3	3	6	0	0	1	3	0	0	0	5	3	0	0	.615	.750	1.365	1

FELIZ, JOSE — RHP 2023 UPDATED STATS - MILB.COM

OD AGE: 17 HT: 6'1" WT: 170 BATS: R THROWS: R BORN: 10/9/05 Santo Domingo, DOM

OBTAINED: Signed as a non-drafted free agent, Jan. 15, 2023.

CAREER NOTES: **SIGNED BY:** Bolivar Pelletier

YEAR	CLUB	W	L	ERA	G	GS	CG	SHO	SV	IP	H	R	ER	HR	HB	BB	SO	SO/9	WP	BK	BAA	
2022										SIGNED FOR 2023												
MINORS TOTALS																						

FORTUNATO, MARCOS — RHP 2023 UPDATED STATS - MILB.COM

OD AGE: 19 HT: 6'0" WT: 175 BATS: R THROWS: R BORN: 9/12/03 Santo Domingo, DOM

OBTAINED: Signed as a Minor League free agent, March 15, 2022.

CAREER NOTES: **SIGNED BY:** Bolivar Pelletier

YEAR	CLUB	W	L	ERA	G	GS	CG	SHO	SV	IP	H	R	ER	HR	HB	BB	SO	SB	CS	OBP	SLG	OPS	E
2022	DSL Nationals	0	4	4.36	11	8	0	0	0	43.1	44	25	21	3	3	9	41	8.5	4	1	.256		
MINORS TOTALS		0	4	4.36	11	8	0	0	0	43.1	44	25	21	3	3	9	41	8.5	4	1	.256		

FRIZZELL, WILL — 1B 2023 UPDATED STATS - MILB.COM

OD AGE: 24 HT: 6'5" WT: 226 BATS: L THROWS: R BORN: 2/21/99 Rockwall, Texas SCHOOL: Texas A&M University

OBTAINED: Selected in the eighth round of the 2021 First-Year Player Draft.

CAREER NOTES: **2022:** Started his season on a 14-game on-base streak, hitting safely in 12 of the 14 games between the FCL Nationals and Single-A Fredericksburg... Promoted to Fredericksburg on July 22...Clubbed a career-high three home runs and seven RBI on Aug. 26 vs. Down East...Finished the season on a season-high 10-game hitting streak, going 14-for-28 (.500) with four doubles, one homer, five walks, 15 RBI and five runs scored...Finished the season second on Fredericksburg with 11 home runs... Named the Carolina League Player of the Month for September...He was selected to play in the Arizona Fall League. **COLLEGE:** Was named First Team All-SEC and First Team All-America by the American Baseball Coaches Association...He was Second Team All-American by the National College Baseball Writers Association and *Collegiate Baseball*... Ranked third in the Southeastern Conference and ninth in NCAA Division 1 with 19 home runs...He hit .343 with 13 doubles, 19 homers, 49 RBI, 39 walks and 46 runs scored in 56 games during his senior season in 2021. **SIGNED BY:** Brandon Larson

YEAR	CLUB	AVG	G	AB	R	H	TB	2B	3B	HR	RBI	SH	SF	HP	BB	SO	SB	CS	OBP	SLG	OPS	E
2021	FCL Nationals	.313	9	32	4	10	16	3	0	1	6	0	0	1	1	6	0	0	.353	.500	.853	0
2022	FCL Nationals	.438	11	32	7	14	18	4	0	0	14	0	0	1	6	6	0	0	.538	.563	1.101	0
	Fredericksburg	.377	34	138	28	52	96	11	0	11	44	0	3	1	13	35	0	0	.426	.696	1.122	1
MINORS TOTALS		.376	54	202	39	76	130	18	0	12	64	0	3	3	20	47	0	0	.434	.644	1.078	1

GARCIA, JUAN — INF 2023 UPDATED STATS - MILB.COM

OD AGE: 20 HT: 6'0" WT: 170 BATS: R THROWS: R BORN: 2/17/03 La Romana, DOM

OBTAINED: Signed as a non-drafted free agent, July 2, 2019.

CAREER NOTES: **2020:** Participated in Instructional League following the season. **SIGNED BY:** Riki Vasquez

YEAR	CLUB	AVG	G	AB	R	H	TB	2B	3B	HR	RBI	SH	SF	HP	BB	SO	SB	CS	OBP	SLG	OPS	E
2019										DID NOT PLAY / Signed Late												
2020										DID NOT PLAY												
2021	DSL Nationals	.221	54	163	30	36	51	8	2	1	12	0	1	10	28	48	10	3	.366	.313	.679	14
2022	DSL Nationals	.188	45	138	18	26	46	6	1	4	18	0	0	2	19	48	3	1	.296	.333	.629	4
MINORS TOTALS		.206	99	301	48	62	97	14	3	5	30	0	1	12	47	96	13	4	.335	.322	.657	18

GARCIA, WILSON — 1B 2023 UPDATED STATS - MILB.COM

OD AGE: 29 **HT:** 5'11" **WT:** 230 **BATS:** S **THROWS:** R **BORN:** 1/11/94 Caracas, VEN
OBTAINED: Signed as a Minor League free agent, Jan. 18, 2022.

CAREER NOTES: 2022: Led Harrisburg in games (119), hits (128), doubles (26), homers (24), RBI (81) and total bases (226)...His 51 runs ranked second on the team...His 128 hits were the third-most in the Eastern League...He ranked among Nationals Minor Leaguers in batting average (3rd, .282), home runs (1st, 24), RBI (1st, 81), SLG (2nd, .498), OPS (.829), doubles (T3rd, 26), extra-base hits (3rd, 50) and total bases (3rd, 226)...Named Eastern League Player of the Week on Sept. 5. 2021: Ranked among Cincinnati Minor Leaguers (full season) in average (2nd, .290), homers (2nd, 18), RBI (2nd, 64), slugging percentage (2nd, .468), hits (2nd, 116), total bases (2nd, 187), extra-base hits (4th), OPS (4th, .788), and on-base percentage (8th, .320)...Was named an Organization All-Star by MiLB.com. 2020: Was invited to Major League Spring Training but was not on Cleveland's 60-man pool. 2019: Was an Eastern League mid-season All-Star...Spent the season with Double-A Akron, posting 33 extra-base hits and 46 RBI over the first 69 games of the season before suffering a right foot fracture (second metatarsal on hit by pitch) on June 19, ending his season...At the time of his injury he was leading the system in doubles, tied for third in hits and tied for fourth in XBH and RBI. 2018: Was an MiLB.com Organization All-Star and a Carolina League Post-Season All-Star...Spent the majority of the season in Single-A Fredericksburg after being acquired by Baltimore from Philadelphia on April 30...Led the Carolina League in OPS, slugging percentage and total bases...Finished second in the league in batting average and home runs and was sixth in RBI. 2017: Led the Florida State League in total bases...Ranked tied for second in hits, fifth in doubles, sixth in slugging percentage and tied for eighth in homers and RBI. 2016: Hit safely in 22 of first 25 games, including a 13-game hitting streak. 2015: Played in two games with Williamsport before being promoted to Clearwater. 2014: Spent entire season with Williamsport. 2013: Spent third season with Venezuelan Summer League Phillies. 2012: Spent second season with VSL Phillies...Ranked tied for second in the VSL in doubles, third in average and RBI, tied for fifth in hits, and tied for sixth in total bases. 2011: Began professional career with VSL Phillies. **SIGNED BY:** Jesus Méndez (PHI)

YEAR	CLUB	AVG	G	AB	R	H	TB	2B	3B	HR	RBI	SH	SF	HP	BB	SO	SB	CS	OBP	SLG	OPS	E
2011	VSL Phillies	.264	60	197	20	52	64	9	0	1	22	3	1	3	17	20	3	0	.330	.325	.655	1
2012	VSL Phillies	.353	56	201	21	71	103	18	1	4	38	1	1	1	12	12	1	0	.391	.512	.903	5
2013	VSL Phillies	.304	57	191	19	58	79	14	2	1	31	1	3	2	13	16	3	0	.349	.414	.763	11
2014	Williamsport	.220	37	127	10	28	36	8	0	0	9	1	0	2	7	7	0	0	.272	.283	.556	3
2015	Clearwater	.295	17	44	4	13	16	3	0	0	4	0	1	0	1	4	0	0	.304	.364	.668	0
	Williamsport	.444	2	9	0	4	5	1	0	0	1	0	0	0	1	1	1	1	.444	.556	1.000	0
2016	Lakewood	.273	106	421	25	115	143	19	0	3	58	1	10	2	12	48	0	0	.290	.340	.630	9
2017	Clearwater	.275	121	477	39	131	202	28	2	13	60	0	3	3	14	53	0	0	.298	.423	.721	3
2018	Clearwater	.250	7	28	2	7	10	3	0	0	6	0	0	0	1	0	0	0	.250	.357	.607	1
	Frederick	.295	108	413	60	122	215	24	0	23	70	0	6	2	21	46	0	0	.328	.521	.849	4
2019	Akron	.268	69	257	29	69	122	23	0	10	46	1	1	1	15	35	0	0	.310	.475	.785	2
2020																						
2021	Chattanooga	.290	103	400	44	116	187	17	0	18	64	0	5	5	15	77	0	0	.320	.468	.788	2
2022	Harrisburg	.282	119	454	51	128	226	26	0	24	81	0	2	5	29	86	0	1	.331	.498	.829	1
MINORS TOTALS		.284	862	3219	324	914	1408	193	5	97	490	8	33	26	156	406	8	2	.319	.437	.756	42

GERALDO, ANGEL — INF 2023 UPDATED STATS - MILB.COM

OD AGE: 21 **HT:** 6'1" **WT:** 160 **BATS:** R **THROWS:** R **BORN:** 6/14/01 Azua, DOM
OBTAINED: Signed as a non-drafted free agent, July 5, 2018.

CAREER NOTES: 2019: His 16 doubles and 60 hits led the DSL Nationals, while his 30 RBI ranked second on the team...Hit safely in 10 straight games from Aug. 10-23, batting .385 (15-for-39) with three doubles, one triple and eight RBI. **SIGNED BY:** Modesto Ulloa

YEAR	CLUB	AVG	G	AB	R	H	TB	2B	3B	HR	RBI	SH	SF	HP	BB	SO	SB	CS	OBP	SLG	OPS	E
2018																						
2019	DSL Nationals	.282	55	213	23	60	81	16	1	1	30	2	2	5	6	36	4	3	.314	.380	.694	13
2020																						
2021	FCL Nationals	.190	32	100	10	19	23	4	0	0	11	0	2	2	6	22	0	0	.245	.230	.475	7
2022	FCL Nationals	.282	35	110	16	31	39	5	0	1	23	0	2	3	10	25	1	1	.352	.355	.707	11
MINORS TOTALS		.260	122	423	49	110	143	25	1	2	64	2	6	10	22	83	5	4	.308	.338	.646	31

GLAVINE, PEYTON — LHP 2023 UPDATED STATS - MILB.COM

OD AGE: 24 **HT:** 5'11" **WT:** 175 **BATS:** R **THROWS:** L **BORN:** 3/23/99 Alpharetta, Ga. **SCHOOL:** Auburn (Ala.) University
OBTAINED: Signed as a non-drafted free agent, Aug. 3, 2021.

CAREER NOTES: 2022: Offered scoreless relief in 12 of 16 appearances. 2021: Participated in Instructional League following the season. **PERSONAL:** Son of Tom Glavine. **SIGNED BY:** Eric Robinson

YEAR	CLUB	W	L	ERA	G	GS	CG	SHO	SV	IP	H	R	ER	HR	HB	BB	SO	SO/9	WP	BK	BAA
2021	FCL Nationals	1	0	3.00	7	0	0	0	0	9.0	4	4	3	0	1	3	12	12.0	0	0	.129
2022	Fredericksburg	1	0	4.19	14	0	0	0	0	19.1	16	9	9	0	0	8	27	12.6	1	1	.219
	FCL Nationals	0	0	0.00	2	0	0	0	0	3.0	1	0	0	0	0	1	4	12.0	0	0	.100
MINORS TOTALS		2	0	3.45	23	0	0	0	0	31.1	21	13	12	0	1	12	43	12.4	1	1	.184

GOMEZ, MIGUEL — RHP 2023 UPDATED STATS - MILB.COM

OD AGE: 21 **HT:** 6'3" **WT:** 210 **BATS:** R **THROWS:** R **BORN:** 9/10/01 Panama City, PAN
OBTAINED: Signed as a non-drafted free agent, April 9, 2019.

CAREER NOTES: **SIGNED BY:** Miguel Ruiz

YEAR	CLUB	W	L	ERA	G	GS	CG	SHO	SV	IP	H	R	ER	HR	HB	BB	SO	SO/9	WP	BK	BAA
2019	DSL Nationals	0	0	3.45	14	0	0	0	1	28.2	29	17	11	1	2	13	22	7.0	2	1	.266
2020																					
2021	FCL Nationals	1	3	6.85	12	4	0	0	1	22.2	28	19	17	4	3	6	23	9.3	1	0	.315
2022	FCL Nationals	2	1	0.00	7	0	0	0	2	11.2	5	2	0	0	1	2	14	10.80	0	0	.122
	Fredericksburg	0	0	4.08	8	0	0	0	0	17.2	18	9	8	1	1	2	17	8.66	2	0	.257
	Wilmington	0	0	3.00	2	0	0	0	0	3.0	4	1	1	1	0	0	1	3.00	0	0	.333
MINORS TOTALS		3	4	4.00	43	4	0	0	4	83.1	84	48	37	7	7	23	77	8.32	5	1	.262



HASSELL III, ROBERT — CF **2023 UPDATED STATS - MILB.COM**

OD AGE: 21 **HT:** 6'2" **WT:** 195 **BATS:** L **THROWS:** L **BORN:** 8/15/01 Franklin, Tenn. **SCHOOL:** Independence (Tenn.) High School
OBTAINED: Acquired from San Diego along with IB Luke Voit, LHP MacKenzie Gore, SS CJ Abrams, OF James Wood and RHP Jarlin Susana in exchange for RF Juan Soto and 1B Josh Bell, Aug. 2, 2022.

CAREER NOTES: **2023:** Enters the season rated by *Baseball America* as Washington's No. 2 prospect, the No. 57 prospect in baseball and as the "Best Hitter for Average" with the "Best Strike-Zone Discipline" in the system...MLBPipeline ranks him the No. 2 prospect in the system and the No. 35 prospect in baseball. **2022:** Started the season on an eight-game hitting streak with six multi-hit games...Had hits in 18 of first 20 games...Selected to participate in the 2022 SiriusXM All-Star Futures Game...Acquired at the 2022 Trade Deadline in exchange for Juan Soto and Josh Bell...Was San Diego's No. 1 prospect per *Baseball America* at the time of the trade...Prior to the trade, ranked among Midwest League hitters in average (.299), hits (T4th, 91), RBI (T4th, 55), on-base percentage (9th, .379) and OPS (10th, .846)...From Aug. 2 on, ranked among Nationals farmhands in batting average (9th, .219), OBP (9th, .311), SLG (9th, .281), OPS (9th, .592) and walks (7th, 19)...Selected to play in the Arizona Fall League. **2021:** Made his Minor League debut with the Padres on May 4 with Single-A Lake Elsinore, scoring a run vs. Visalia...Hit his first professional home run on May 6...Promoted to High-A Fort Wayne on Aug. 28...Voted an MLB.com Padres Organization All-Star...Led San Diego's Minor League system in RBI (76), on-base percentage (.393), OPS (.863), doubles (33), walks (66), extra-base hits (48) and runs scored (87). **HIGH SCHOOL:** Batted .423 with 14 home runs as a junior in high school and took home state player of the year honors in 2019 and 2020...Hit .514 at the 18-U World Cup in South Korea, earning International Player of the Year honors for his performance in the tournament...Selected by San Diego in the First Round (No. 8) of the 2020 First-Year Player Draft. **SIGNED BY:** Tyler Stubblefield (SD)

YEAR	CLUB	AVG	G	AB	R	H	TB	2B	3B	HR	RBI	SH	SF	HP	BB	SO	SB	CS	OBP	SLG	OPS	E
2021	Lake Elsinore	.323	92	365	77	118	176	31	3	7	65	0	4	3	57	74	31	6	.415	.482	.897	7
	Fort Wayne	.205	18	78	10	16	32	2	1	4	11	0	0	0	9	25	3	0	.287	.410	.697	1
2022	Fort Wayne	.299	75	304	49	91	142	19	1	10	55	0	2	2	38	66	20	3	.379	.467	.846	1
	Wilmington	.211	10	38	9	8	9	1	0	0	3	0	1	0	6	12	3	0	.311	.237	.548	0
	Harrisburg	.222	27	108	9	24	32	5	0	1	12	0	0	1	13	35	1	0	.311	.296	.607	1
MINORS TOTALS		.288	222	893	154	257	391	58	5	22	146	0	7	6	123	212	58	9	.375	.438	.813	10

HENRY, COLE — RHP **2023 UPDATED STATS - MILB.COM**

OD AGE: 23 **HT:** 6'4" **WT:** 213 **BATS:** R **THROWS:** R **BORN:** 7/15/95 Florence, Ala. **SCHOOL:** Louisiana State University

OBTAINED: Selected in the second round of the 2020 First-Year Player Draft.

CAREER NOTES: **2023:** Enters the season rated by *Baseball America* and MLBPipeline.com as Washington's No. 13 prospect. **2022:** Made nine starts between Double-A Harrisburg and Triple-A Rochester...Earned promotion to Triple-A Rochester on June 2...Tossed a season-high 5.0 innings on June 5 against Buffalo...Entered the season as Washington's No. 3 prospect per MLBPipeline.com and the No. 6 prospect according to *Baseball America*. **2021:** Opened his first professional season with a 3.00 ERA (8 ER/24.0 IP), 35 strikeouts and a .171 opponents' average through his first five starts for High-A Wilmington...Struck out 10 batters in 6.0 one-hit, shutout innings on May 13 vs. Jersey Shore (PHI)...Returned from the Injured List on Aug. 19...Pitched to a 0.41 ERA (1 ER/22.0 IP) with 31 strikeouts, three walks and a .160 opponents' average...Capped his season with nine strikeouts in 5.0 innings of three-hit, one-run ball on Sept. 17 at Bowling Green (TBR)...Ranked second in the Arizona Fall League with 30 strikeouts and a .176 opponents' batting average...His 111 WHP ranked sixth in the league...Went 1-0 with a 3.32 ERA (7 ER/19.0 IP) in six games (three starts) for Surprise of the Arizona Fall League. **2020:** Entered the 2020 First-Year Player Draft rated by *Baseball America* as the No. 51 draft prospect and by MLBPipeline.com as the No. 45 draft prospect...Participated in Instructional League following the season. **College:** Went 2-1 with a 1.89 ERA (4 ER/19.0 IP) and 23 strikeouts in four starts for Louisiana State University in his sophomore season in 2020...Was named to the 2020 Golden Spikes Award preseason watch list and preseason Third-Team All-American by D1Baseball.com...As a freshman in 2019, made 14 appearances (11 starts), going 4-2 with a 3.39 ERA in 58.1 innings with 72 strikeouts against 18 walks. **SIGNED BY:** Brandon Larson

YEAR	CLUB	W	L	ERA	G	GS	CG	SHO	SV	IP	H	R	ER	HR	HB	BB	SO	SO/9	WP	BK	BAA
2020																					
DID NOT PITCH																					
2021	Wilmington	3	3	1.88	9	8	0	0	0	43.0	23	10	9	3	5	11	63	13.2	3	2	.158
	FCL Nationals	0	2	6.75	2	2	0	0	0	4.0	5	6	3	0	1	1	7	15.8	0	0	.278
2022	Harrisburg	0	0	0.76	7	7	0	0	0	23.2	5	2	2	1	1	9	28	10.65	0	0	.067
	Rochester	1	0	4.50	2	2	0	0	0	8.0	9	4	4	1	0	2	6	6.75	0	0	.281
MINORS TOTALS		4	5	2.06	20	19	0	0	0	78.2	42	22	18	5	7	23	104	11.90	3	2	.155

HERNÁNDEZ, ALFONSO — LHP **2023 UPDATED STATS - MILB.COM**

OD AGE: 23 **HT:** 5'11" **WT:** 200 **BATS:** L **THROWS:** L **BORN:** 8/3/99 Barcelona, VEN

OBTAINED: Signed as a non-drafted free agent, April 26, 2016.

CAREER NOTES: **2021:** Ranked among Nationals Minor Leaguers in strikeouts (4th, 119), innings pitched (5th, 102.1) and wins (T7th, 6)...Went 6-5 with a 3.61 ERA in 25 games (15 starts) between Single-A Fredericksburg and High-A Wilmington. **2020:** Participated in Instructional League following the season. **2019:** Struck out eight hitters across 4.0 innings of one-hit, scoreless relief on Aug. 20 vs. Greenville. **2018:** In his first domestic season, went 3-0 with two saves and a 2.51 ERA in 16 games between the GCL Nationals and short-season Single-A Auburn...Struck out 41 batters against just 14 walks. **SIGNED BY:** Salvador Donadelli

YEAR	CLUB	W	L	ERA	G	GS	CG	SHO	SV	IP	H	R	ER	HR	HB	BB	SO	SO/9	WP	BK	BAA
2016	DSL Nationals	2	1	1.32	8	0	0	0	1	13.2	3	2	2	0	1	5	14	9.2	0	0	.073
2017	DSL Nationals	1	1	2.10	12	12	0	0	0	55.2	43	17	13	0	5	22	61	9.7	5	1	.216
2018	GCL Nationals	2	0	2.14	13	0	0	0	2	33.2	29	10	8	0	2	8	31	8.3	0	1	.228
	Auburn	1	0	2.77	3	0	0	0	0	13.0	7	4	4	0	2	6	10	6.9	1	1	.152
2019	Auburn	3	1	2.51	10	1	0	0	0	32.1	30	12	9	0	0	5	33	9.2	3	0	.254
	Hagerstown	1	2	5.00	6	0	0	0	1	18.0	17	10	10	0	0	6	16	8.0	2	0	.250
2020																					
DID NOT PITCH																					
2021	Fredericksburg	2	1	2.81	8	5	0	0	0	32.0	27	12	10	3	2	12	34	9.6	0	0	.221
	Wilmington	4	4	3.97	17	10	0	0	0	70.2	68	37	31	14	2	21	85	10.9	3	1	.250
2022		DID NOT PITCH / Injured																			
MINORS TOTALS		16	10	2.91	77	28	0	0	4	270.2	224	104	87	17	14	85	284	9.5	14	4	.226

HERRERA, RONALD — RHP

2023 UPDATED STATS - MILB.COM

OD AGE: 27 **HT:** 5'11" **WT:** 185 **BATS:** R **THROWS:** R **BORN:** 5/3/95 Maracay, VEN**OBTAINED:** Signed as a minor league free agent, Dec. 1, 2022.

CAREER NOTES: 2022: Spent the majority of the season with Double-A Harrisburg...Paced the Eastern League in starts (24) and innings pitched (129.0) while ranking second in strikeouts (114)...Tossed the only complete game of the season by any Eastern League pitcher on May 20 at Portland, his first since 2015...Fanned a season-high eight batters on May 15 and Sept. 8...Marked his first time recording eight or more strikeouts in multiple starts in a season since 2016 (five times)...Was promoted to Triple-A Rochester on Sept. 21, making one start to close his season. 2021: Spent the season with New Jersey of the independent Frontier League. 2020: Did not pitch. 2019: Returned from injury to go 3-10 with a 7.73 in 21 games (17 starts) for Nashville and Frisco...Went 0-6, 12.07 (38 ER/281 IP) through his first 10 games/8 starts and 3-4, 5.37 (31 ER/52.0 IP) over his last 11 games/starts...Re-signed with organization on 1/20/20 after becoming a free agent on 11/4/19. 2018: Missed entire season following surgery to repair a right torn flexor tendon in his right forearm on June 11...Was in Major League camp during spring training, but did not pitch. 2017: Reached the Majors with the Yankees and had two relief appearances over two stints with New York (6/14-15 and 6/26-30)...Made his Major League debut on June 14 at Los Angeles (AL)...Combined to go 8-1 with a 1.91 ERA 14 starts in minors with Trenton, Scranton-Wilkes-Barre, and the GCL Yankees...Was named Eastern League Pitcher of the Week on June 11 after striking out nine in 6.2 scoreless innings on June 8 vs. Hartford. 2016: Ranked fourth among Yankees minor leaguers in strikeouts and tied for sixth in wins...Finished fourth in the Eastern League in strikeouts and 10th in ERA...Was named EL Pitcher of the Week on May 1. 2015: Named Texas League Pitcher of the Week on Aug. 23 after going 1-0 in two scoreless starts (11.0 IP, 4 H, 2 BB, 10 K)...Was traded to the Yankees in exchange for INF José Pirela on Nov. 11. 2014: Split the season between Single-A Beloit in the A's organization and Single-A Fort Wayne in the Padres organization...Went a combined 6-9 with a 3.92 ERA 26 games (25 GS)...On May 28, was acquired by the San Diego Padres from the Oakland Athletics to complete the trade that sent INF/OF Jake Goebbert to San Diego and INF/OF Kyle Blanks to Oakland on May 14. 2013: Combined with the AZL Athletics and Single-A Vermont to go 7-4 with a 4.02 ERA in 16 games/10 starts. 2012: Made his pro debut with the DSL Athletics. **SIGNED BY:** Julio Franco and Carlos Villanueva (OAK)

YEAR	CLUB	W	L	ERA	G	GS	CG	SHO	SV	IP	H	R	ER	HR	HB	BB	SO	SO/9	WP	BK	BAA
2012	DSL Athletics	2	4	2.47	14	14	1	0	0	58.1	66	24	16	1	6	20	44	6.79	6	0	.292
2013	AZL Athletics	6	4	3.82	14	9	0	0	0	70.2	76	36	30	3	3	11	58	7.39	3	2	.272
	Vermont	1	0	5.87	2	1	0	0	0	7.2	10	6	5	0	2	2	8	9.39	0	0	.303
2014	Beloit	3	4	3.38	9	9	0	0	0	50.2	53	26	19	6	5	10	35	6.22	1	1	.272
	Fort Wayne	3	5	4.26	17	16	0	0	0	82.1	93	45	39	5	6	15	47	5.14	3	1	.288
2015	Lake Elsinore	5	6	3.88	18	17	0	0	0	102.0	100	48	44	6	5	28	69	6.09	7	1	.258
	San Antonio	3	1	4.53	8	8	1	1	0	43.2	48	25	22	4	3	14	35	7.21	1	1	.276
2016	Trenton	0	7	3.75	23	23	0	0	0	132.0	131	61	55	9	4	35	123	8.39	4	0	.258
	Scranton/Wilkes-Barre	0	1	9.00	1	1	0	0	0	5.0	7	5	5	1	0	3	8	14.40	1	0	.333
2017	GCL Yankees East	0	1	4.00	3	3	0	0	0	9.0	13	4	4	0	1	0	9	9.00	0	0	.361
	Trenton	8	0	1.13	9	9	0	0	0	56.0	34	10	7	2	2	12	42	6.75	1	0	.173
	Scranton/Wilkes-Barre	0	0	4.35	2	2	0	0	0	10.1	6	7	5	2	1	3	6	5.23	0	0	.158
2017	New York (AL)	0	1	6.00	2	0	0	0	0	3.0	3	2	2	1	1	1	3	9.00	0	0	.250
2018										DID NOT PITCH											
2019	Frisco	2	6	6.13	13	12	0	0	0	61.2	79	45	42	12	3	11	44	6.42	5	0	.306
	Nashville	1	4	13.02	8	5	0	0	0	18.2	29	29	27	9	3	10	17	8.20	0	1	.345
2020										DID NOT PITCH											
2022	Harrisburg	5	9	4.40	24	24	1	0	0	129.0	120	71	63	16	5	34	114	7.95	5	0	.244
	Rochester	0	0	22.50	1	0	0	0	0	2.0	4	5	5	2	0	2	3	13.50	0	0	.400
MILB TOTALS		0	1	6.00	2	0	0	0	0	3.0	3	2	2	1	1	1	3	9.00	0	0	.250
MINORS TOTALS		49	52	4.16	166	153	3	1	0	839.0	869	447	388	78	49	210	662	710	37	7	.267

HILLMAN, JUAN — LHP

2023 UPDATED STATS - MILB.COM

OD AGE: 25 **HT:** 6'1" **WT:** 195 **BATS:** L **THROWS:** L **BORN:** 5/15/97 Winter Haven, Fla.**OBTAINED:** Signed as a minor league free agent, Jan. 30, 2023.

CAREER NOTES: 2022: Did not pitch. 2021: Anchored the rotation for Double-A Akron, pacing the club in starts (20), innings pitched (107.1) and strikeouts (85)...Led the Double-A Northeast in innings pitched while ranking second in starts...Tossed his first career complete game on Aug. 6 at Altoona, a 7.0-inning gem that saw him yield four hits while punching out six...Won four straight starts from July 25 - August 12, turning in a 2.19 ERA (6ER/24.2IP) in that span...Made his Triple-A debut on Sept. 5 vs. St. Paul, throwing 2.1 innings. 2020: Did not pitch. 2019: Led the Carolina League in ERA (3.85) and opponents' batting average (.269) and tied for fourth in starts (25). 2017: Led Low-A Lake County with seven wins, 137.2 innings pitched and 101 strikeouts...Tied for second in the Midwest League in starts (26) and ranked third in innings. 2016: Entered the season ranked as Cleveland's No. 11 prospect, per *Baseball America*...Ranked second in New York-Penn League in starts (15)...Also led rookie-level Mahoning Valley with 63.0 innings...Was named New York-Penn League Mid-Season All-Star. 2015: Named Perfect Game USA First Team Preseason All-American and Florida All-Region First Team. **PERSONAL:** Is the godson of former Major League pitcher Tom Gordon. **SIGNED BY:** Mike Soper (CLE)

YEAR	CLUB	W	L	ERA	G	GS	CG	SHO	SV	IP	H	R	ER	HR	HB	BB	SO	SO/9	WP	BK	BAA
2015	AZL Indians	0	2	4.13	8	6	0	0	0	24.0	26	13	11	0	3	5	20	7.50	1	2	.286
2016	Mahoning Valley	3	4	4.43	15	15	0	0	0	63.0	66	36	31	5	6	24	47	6.71	3	1	.268
2017	Lake County	7	10	6.08	26	26	0	0	0	137.2	158	102	93	22	10	48	101	6.60	9	2	.290
2018	Lake County	6	12	5.18	26	26	0	0	0	128.4	140	95	74	7	6	52	110	7.69	21	2	.273
2019	Lynchburg	6	12	3.85	25	25	0	0	0	140.1	147	77	60	10	10	41	99	6.35	10	0	.269
2020										DID NOT PITCH											
2021	Akron	10	4	3.77	21	20	1	1	0	107.1	110	49	45	16	12	32	85	7.13	6	0	.272
	Columbus	0	0	11.57	1	1	0	0	0	2.1	5	3	3	0	0	2	2	7.71	0	0	.455
2022										DID NOT PITCH											
MINORS TOTALS		32	44	4.73	122	119	1	1	0	603.1	652	375	317	60	47	204	464	6.92	50	7	.277

HIRALDO, BERNARDO — RHP **2023 UPDATED STATS - MILB.COM**

OD AGE: 22 **HT:** 6'2" **WT:** 204 **BATS:** R **THROWS:** R **BORN:** 5/20/00 Monte Plata, DOM

OBTAINED: Signed as a non-drafted free agent, July 2, 2018.

CAREER NOTES: **2021:** Participated in Instructional League following the season. **SIGNED BY:** Modesto Ulloa

YEAR	CLUB	W	L	ERA	G	GS	CG	SHO	SV	IP	H	R	ER	HR	HB	BB	SO	SO/9	WP	BK	BAA
2018																					
										DID NOT PITCH / Signed Late											
2019	DSL Nationals	2	6	4.86	12	12	0	0	0	53.2	71	42	29	1	6	7	40	6.7	1	0	.311
2020																					
										DID NOT PITCH											
2021	FCL Nationals	2	4	4.46	12	6	0	0	1	42.2	49	31	21	3	6	9	44	9.4	2	2	.290
2022																					
										DID NOT PITCH / Injured											
MINORS TOTALS		4	10	4.69	24	18	0	0	1	96.0	120	73	50	4	12	16	84	7.9	3	2	.302

HOUSE, BRADY — SS **2023 UPDATED STATS - MILB.COM**

OD AGE: 18 **HT:** 6'4" **WT:** 211 **BATS:** R **THROWS:** R **BORN:** 6/4/03 Winder, Ga.

SCHOOL: Winder-Barrow (Ga.) High School

OBTAINED: Selected in the first round (No. 11) of the 2021 First-Year Player Draft.

CAREER NOTES: **2023:** Enters the season rated by *Baseball America* and MLB Pipeline.com as Washington's No. 5 prospect. **2022:** Began the season on a nine-game hitting streak with five multi-hit games...Hit safely in 17 of his first 20 games of the season...Tallied a career-high four RBI on April 9 at Delmarva and April 24 at Kannapolis... Entered the season rated by *Baseball America* as the No. 3 prospect in Washington's system and the No. 59 prospect in all of baseball...MLB Pipeline.com ranked him the No. 2 prospect in the system and the No. 54 prospect in baseball...Named the "Best Power Hitter" in Washington's system, per *Baseball America*. **2021:** Hit safely in 13 of his 16 games with the FCL Nationals...Went 8-for-16 (.500) with two doubles, three homers, eight RBI, four walks and four runs scored in his first five professional games... Participated in Instructional League following the season. **HIGH SCHOOL:** Was ranked by Perfect Game as the top high school prospect in the 2021 First-Year Player Draft... Hit .549 (50-for-91) with 12 doubles, eight home runs, 20 RBI, 21 stolen bases, 29 walks, nine strikeouts and 52 runs scored during his senior season...Posted a .675 on-base percentage and a .967 slugging percentage...Was named First Team All-America by *Baseball America* and *Collegiate Baseball*...Was ranked by *Baseball America* as the No. 7 draft prospect (No. 4 shortstop) and by MLB Pipeline.com as the No. 8 draft prospect (No. 4 shortstop). **SIGNED BY:** Eric Robinson

YEAR	CLUB	AVG	G	AB	R	H	TB	2B	3B	HR	RBI	SH	SF	HP	BB	SO	SB	CS	OBP	SLG	OPS	E
2021	FCL Nationals	.322	16	59	14	19	34	3	0	4	12	0	0	0	7	13	0	0	.394	.576	.970	4
2022	Fredericksburg	.278	45	176	24	49	66	8	0	3	31	0	3	11	12	59	1	0	.356	.375	.731	13
MINORS TOTALS		.289	61	235	38	68	100	11	0	7	43	0	3	11	19	72	1	0	.366	.426	.792	17

HUFF, CHANCE — RHP **2023 UPDATED STATS - MILB.COM**

OD AGE: 22 **HT:** 6'4" **WT:** 220 **BATS:** R **THROWS:** R **BORN:** 4/19/00 Niceville, Fla.

SCHOOL: Georgia Tech

OBTAINED: Selected in the eighth round of the 2022 First-Year Player Draft.

CAREER NOTES: **COLLEGE:** As a junior in 2022, went 5-4 with a 6.98 ERA in 16 games/15 starts...Struck out 74 in 68.1 innings...Tossed a career-high 7.0 innings in the Knoxville regional against Alabama State on June 4...Appeared in eight games with Vanderbilt in the 2019 season. **SIGNED BY:** Tommy Jackson

YEAR	CLUB	W	L	ERA	G	GS	CG	SHO	SV	IP	H	R	ER	HR	HB	BB	SO	SO/9	WP	BK	BAA
2022	FCL Nationals	0	0	2.45	3	1	0	0	0	3.2	4	1	1	1	0	1	4	9.8	0	0	.267
	Fredericksburg	2	0	0.00	4	0	0	0	1	6.0	3	0	0	0	0	4	6.0	0	0	0	.158
MINORS TOTALS		2	0	0.93	7	1	0	0	1	9.2	7	1	1	1	0	1	8	7.5	0	0	.206

INFANTE, SAMMY — INF **2023 UPDATED STATS - MILB.COM**

OD AGE: 21 **HT:** 6'2" **WT:** 190 **BATS:** R **THROWS:** R **BORN:** 6/22/01 Hialeah, Fla.

SCHOOL: Monsignor Edward Pace (Fla.) HS

OBTAINED: Selected in the second round (compensation round) of the 2020 First-Year Player Draft.

CAREER NOTES: **2022:** Hit 17 home runs, tied for the fourth most in the Carolina League...Ranked among Nationals Minor Leaguers in home runs (5th, 17), RBI (10th, 56) and extra-base hits (7th, 37)...Hit four homers with 11 RBI in a five-game span April 23-29...Had three multi-homer games: May 21 at Delmarva, May 29 against Salem and June 28 against Delmarva...Entered the season rated by *Baseball America* as the No. 21 prospect in Washington's system and by MLB Pipeline.com as the No. 14 prospect. **2021:** Participated in Instructional League following the season...Entered the season rated by *Baseball America* as the No. 12 prospect and by MLB Pipeline.com as the No. 22 prospect in Washington's Minor League system. **2020:** Participated in Instructional League following the season. **HIGH SCHOOL:** Hit .481 (13-for-27) with four doubles, one homer, six walks and just three strikeouts prior to the cancellation of the 2020 season. **SIGNED BY:** Alex Morales

YEAR	CLUB	AVG	G	AB	R	H	TB	2B	3B	HR	RBI	SH	SF	HP	BB	SO	SB	CS	OBP	SLG	OPS	E
2020																						
										DID NOT PLAY												
2021	FCL Nationals	.215	37	121	19	26	44	5	2	3	15	0	1	4	17	43	3	4	.329	.364	.692	5
2022	Fredericksburg	.210	100	367	59	77	149	19	1	17	56	0	2	8	40	127	15	4	.300	.406	.706	18
MINORS TOTALS		.211	137	488	78	103	193	24	3	20	71	0	3	12	57	170	18	8	.307	.395	.702	23

JAVIER, ODALVI — RHP 2023 UPDATED STATS - MILB.COM

OD AGE: 26 **HT:** 6'0" **WT:** 180 **BATS:** R **THROWS:** R **BORN:** 9/4/96 Puerta Plata, DOM

OBTAINED: Signed as a minor league free agent, Dec. 30, 2022.

CAREER NOTES: **2022:** Participated in Major League Spring Training with Atlanta prior to the season...Worked almost exclusively as a reliever for the first time in his career, setting a career high with 47 games, tied for sixth-most among Braves farmhands...His 2.52 ERA ranked second among Braves minor leaguers with at least 50.0 innings pitched...Offered scoreless relief in 18 of 20 appearances from May 13 - July 13, posting a 0.77 ERA (2ER/23.1IP) in that span...Made his lone start of the campaign on Aug. 14 at Tennessee. **2021:** Went 5-3 with a 2.40 (16ER/60.0IP) in 12 starts compared to 0-1 with a 6.19 ERA (11ER/16.0IP) over 12 relief appearances after converting to the bullpen mid-season...Went 3-0 with a 1.40 ERA (4ER/25.2IP) over his first six starts...Ranked second on Double-A Mississippi in innings pitched (76.0) and strikeouts (80) while allowing a then-career-best .208 opponents' batting average...Matched a career-high with five wins. **2020:** Did not pitch. **2019:** Made 22 starts for Single-A Rome and four for High-A Florida, pitching to a 3.70 ERA (60ER/146.0 IP) with 59 walks and 117 strikeouts...Ranked among South Atlantic League leaders in ERA (8th, 3.78) and opponents' batting average (8th, .242) **2018:** Spent the full season with Single-A Rome and went 3-10 with a 4.14 ERA (58 ER/126.0 IP)...Ranked among Atlanta farmhands in strikeouts (T4th, 133) and innings pitched (6th, 126.0 IP) **2017:** Named Rookie Advanced Danville's Pitcher of the Year after going 4-2 with a 3.14 ERA (22 ER/63.0 IP) and 50 strikeouts over 13 starts. **SIGNED BY:** Virgilio De Leon

YEAR	CLUB	W	L	ERA	G	GS	CG	SHO	SV	IP	H	R	ER	HR	HB	BB	SO	SO/9	WP	BK	BAA
2015	GCL Braves	1	1	2.37	10	1	0	0	0	19.0	22	5	5	2	2	9	18	8.53	1	0	.310
2016	GCL Braves	5	1	2.62	12	6	0	0	0	44.2	36	16	13	1	7	12	34	6.85	3	0	.216
2017	Danville	4	2	3.14	13	13	0	0	0	63.0	61	22	22	3	11	22	50	7.14	5	0	.253
2018	Rome	3	10	4.14	26	25	0	0	0	126.0	120	75	58	14	17	58	133	9.50	14	1	.252
2019	Rome	3	8	3.78	22	22	0	0	0	121.1	112	56	51	13	12	45	101	7.49	9	0	.242
	Florida	1	2	3.28	4	4	0	0	0	24.2	19	10	9	2	3	14	16	5.84	1	0	.221
2020										DID NOT PITCH											
2021	Mississippi	5	4	3.20	24	12	0	0	0	76.0	57	29	27	5	6	31	80	9.47	7	0	.208
2022	Mississippi	2	5	2.75	42	1	0	0	1	52.1	36	20	16	2	6	16	58	9.97	4	2	.190
	Gwinnett	0	0	1.23	5	0	0	0	0	7.1	4	1	1	0	1	6	11	13.50	2	0	.160
MINORS TOTALS		24	33	3.40	158	84	0	0	1	534.1	467	234	202	42	65	213	501	8.44	46	3	.234

JIMENEZ, CRISTIAN — RHP 2023 UPDATED STATS - MILB.COM

OD AGE: 18 **HT:** 6'2" **WT:** 180 **BATS:** R **THROWS:** R **BORN:** 5/16/04 Valencia, VEN

OBTAINED: Acquired from Minnesota in exchange for RHP A.J. Alexy, Jan. 10, 2023.

CAREER NOTES: **2022:** Earned his first professional win on June 13...Tossed 3.0 hitless frames in relief on June 17, striking out five...Allowed one earned run or fewer in each of his final three starts, logging a 1.64 ERA (2 ER/11.0 IP) in those outings.

YEAR	CLUB	W	L	ERA	G	GS	CG	SHO	SV	IP	H	R	ER	HR	HB	BB	SO	SO/9	WP	BK	BAA
2021	DSL Twins	0	1	4.30	9	1	0	0	1	14.2	18	17	7	1	3	7	17	10.43	7	0	.277
2022	DSL Twins	1	2	3.38	10	7	0	0	1	37.1	36	22	14	1	4	7	49	11.81	3	0	.242
MINORS TOTALS		1	3	3.63	19	8	0	0	2	52.0	54	39	21	2	7	14	66	11.42	10	0	.252

JOAQUIN, EIKEL — INF 2023 UPDATED STATS - MILB.COM

OD AGE: 17 **HT:** 5'10" **WT:** 155 **BATS:** R **THROWS:** R **BORN:** 11/14/05 Santo Domingo Este, DOM

OBTAINED: Signed as a non-drafted free agent, Jan. 15, 2023.

CAREER NOTES: **SIGNED BY:** Virgilio De Leon

YEAR	CLUB	AVG	G	AB	R	H	TB	2B	3B	HR	RBI	SH	SF	HP	BB	SO	SB	CS	OBP	SLG	OPS	E	
2022																							
SIGNED FOR 2023																							
MINORS TOTALS																							

KILOME, FRANKLYN — RHP 2023 UPDATED STATS - MILB.COM

OD AGE: 27 **HT:** 6'6" **WT:** 175 **BATS:** R **THROWS:** R **BORN:** 6/25/95 La Romana, DOM

OBTAINED: Signed as a Minor League free agent, April 25, 2022.

CAREER NOTES: **2022:** Struck out a season-high nine batters on July 2 at Altoona...Earned Eastern League Pitcher of the Week on July 5...Tied a career-high with 8.0 innings on July 9 against Erie...Promoted to Triple-A Rochester on July 14...Prior to promotion, ranked among Harrisburg pitchers in wins (T3rd, 3), strikeouts (5th, 51), games started (T4th, 8) and innings pitched (4th, 48.0)...After July 15, ranked among Rochester pitchers in wins (T3rd, 2), strikeouts (1st, 48), games started (1st, 11) and innings pitched (2nd, 45.0). **2021:** Opened the season as a starter...Converted to a reliever on June 4...Provided scoreless relief in eight of 17 appearances...Struck out five in 2.0 innings on Aug. 10 at Worcester. **2020:** Made his Major League debut on Aug. 1 at Atlanta...Worked 4.0 innings and allowed two runs...Struck out five...Became the fifth Mets pitcher in team history to hurl 4.0 or more innings in relief his big league debut...His five strikeouts were the most by a Mets reliever making his Major League debut...Had four stints with the Mets...Earned his first Major League save in his second career outing on Aug. 17 at Miami...Tossed 3.0 innings of relief...Was 1-1 with a 4.50 ERA (one earned run/2.0 innings) in two games for Leones del Escogido in the 2020-21 Dominican Winter League. **2018:** Ranked fourth in the Eastern League with 125 strikeouts...Traded to New York (NL) in exchange for 2B Asdrubal Cabrera on July 27. **2017:** Owned a 1.92 ERA (14 earned runs/65.2 innings) in his last 12 starts before being promoted to Double-A Reading...After the season, was the 10th-best prospect in the Phillies system according to *Baseball America*. **2016:** Posted the best strikeout per nine innings ratio (10.2) in the South Atlantic League...Fanned 130 batters in 114.2 innings...Allowed three earned runs or fewer in 17-consecutive starts from May 2-Aug. 16. **SIGNED BY:** Koby Perez (PHI)

YEAR	CLUB	W	L	ERA	G	GS	CG	SHO	SV	IP	H	R	ER	HR	HB	BB	SO	SO/9	WP	BK	BAA
2014	GCL Phillies	3	1	3.12	11	8	0	0	0	40.1	36	17	14	2	1	11	25	5.6	5	1	.235
2015	Williamsport	3	2	3.28	11	11	0	0	0	49.1	41	21	18	1	7	21	36	6.6	4	1	.230
2016	Lakewood	5	8	3.85	23	23	0	0	0	114.2	113	55	49	6	6	50	130	10.2	9	1	.259
2017	Clearwater	6	4	2.59	19	19	0	0	0	97.1	96	33	28	5	4	37	83	7.7	14	0	.264
	Reading	1	3	3.64	5	5	0	0	0	29.2	25	15	12	2	0	15	20	6.1	3	0	.238
2018	Reading	4	6	4.24	19	19	0	0	0	102.0	96	61	48	7	8	51	83	7.3	8	0	.257
	Binghamton	0	3	4.03	7	7	0	0	0	38.0	31	19	17	3	3	10	42	10.0	1	0	.223
2019										DID NOT PITCH / Injured											
2020										DID NOT PITCH											
2021	Syracuse	3	3	3.91	21	5	1	1	1	46.0	34	20	20	5	6	29	40	7.8	5	0	.207
2022	Harrisburg	3	3	3.56	9	8	0	0	0	48.0	36	20	19	3	5	11	51	9.6	1	1	.205
	Rochester	2	8	7.60	11	11	0	0	0	45.0	58	41	38	11	2	32	48	9.6	3	0	.312
MINORS TOTALS		30	41	3.88	136	116	1	1	1	610.1	566	302	263	45	42	267	558	8.23	53	4	.249

KIRIAN, MICHAEL — LHP **2023 UPDATED STATS — MILB.COM**

OD AGE: 24 **HT:** 6'6" **WT:** 260 **BATS:** R **THROWS:** L **BORN:** 2/1/99 Findlay, Ohio **SCHOOL:** University of Louisville
OBTAINED: Selected in the sixth round of the 2021 First-Year Player Draft.

CAREER NOTES: 2022: Provided scoreless relief in four straight games from May 1-20...Struck out a career-high five batters in 1.2 innings on May 27 against Aberdeen. 2021: Participated in Instructional League following the season. **COLLEGE:** Went 5-3 with a 4.80 ERA in 16 games (11 starts) during his junior season in 2021...He struck out 75 batters in 69.1 innings pitched...Was considered one of the best left-handed relievers in 2020, but returned to the University of Louisville and became a starter in his fourth collegiate season...In 32 relief appearances combined between 2019 and 2020, he went 3-1 with 11 saves, a 1.41 ERA (6 ER/38.1 IP) and 53 strikeouts in 32 relief appearances. **SIGNED BY:** Brian Cleary

YEAR	CLUB	W	L	ERA	G	GS	CG	SHO	SV	IP	H	R	ER	HR	HB	BB	SO	SO/9	WP	BK	BAA
2021	FCL Nationals	1	0	5.40	4	1	0	0	0	6.2	7	4	4	0	0	2	4	5.4	1	0	.259
	Fredericksburg	1	1	1.50	3	0	0	0	1	6.0	5	1	1	0	0	0	4	6.0	0	0	.238
2022	Wilmington	1	0	9.19	13	0	0	0	0	15.2	19	16	16	5	0	6	16	9.2	1	0	.306
	Fredericksburg	0	1	15.43	3	0	0	0	0	2.1	5	4	4	1	0	2	3	11.6	1	0	.417
MINORS TOTALS		3	2	7.34	23	1	0	0	1	30.2	36	25	25	6	0	10	27	7.9	3	0	.295

KLASSEN, BLAKE — 1B **2023 UPDATED STATS — MILB.COM**

OD AGE: 22 **HT:** 6'2" **WT:** 205 **BATS:** L **THROWS:** L **BORN:** 9/26/00 Ladera Ranch, Calif **SCHOOL:** University of California, Santa Barbara
OBTAINED: Selected in the 17th round of the 2022 First-Year Player Draft.

CAREER NOTES: 2022: Reported to the Florida Complex League following the First-Year player draft. **COLLEGE:** Named First-Team All-Big West as a sophomore in 2022 after he led the league in slugging percentage (.733) and OPS (1.169)...Also ranked third in the conference in batting average (.367) and home runs (8). **SIGNED BY:** Ben Diggins

YEAR	CLUB	AVG	G	AB	R	H	TB	2B	3B	HR	RBI	SH	SF	HP	BB	SO	SB	CS	OBP	SLG	OPS	E
2022	FCL Nationals	.208	7	24	5	6	1	0	0	3	0	0	0	0	3	7	0	1	.296	.250	.546	0
MINORS TOTALS		.208	7	24	5	6	1	0	0	3	0	0	0	0	3	7	0	1	.296	.250	.546	0

KNOWLES, LUCAS — LHP **2023 UPDATED STATS — MILB.COM**

OD AGE: 24 **HT:** 6'2" **WT:** 175 **BATS:** L **THROWS:** L **BORN:** 3/14/98 Bremerton, Wash. **SCHOOL:** Central Arizona College
OBTAINED: Selected in the 14th round of the 2019 First-Year Player Draft.

CAREER NOTES: 2022: Won eight games, tied for most in Minor League Baseball among pitchers with at least 10 games started and one or fewer losses...Finished the season with eight wins, tied for the most among Nationals farmhands...His eight wins were tied for sixth-most in the South Atlantic League and led High-A Wilmington's staff...Ranked among Wilmington pitchers in strikeouts (3rd, 88), games started (4th, 13) and innings pitched (3rd, 93.0)...Pitched at least 5.0 innings in five consecutive starts Aug. 2-25...Struck out a career-high eight batters in his final start of the year on Sept. 6 against Hudson Valley. 2020: Participated in Instructional League following the season. 2019: Made eight appearances (two starts) between the GCL Nationals and short-season Single-A Auburn following the 2019 First-Year Player Draft. **COLLEGE:** Went 9-2 with a 1.23 ERA in 15 games (12 starts) for Central Arizona as they won the 2019 NJCAA Division I Championship...He struck out 94 batters in 80.1 innings pitched. **SIGNED BY:** Mitch Sokol

YEAR	CLUB	W	L	ERA	G	GS	CG	SHO	SV	IP	H	R	ER	HR	HB	BB	SO	SO/9	WP	BK	BAA	
2019	GCL Nationals	0	0	0.00	2	0	0	0	0	4.0	3	0	0	0	0	3	6.8	0	0	0	.214	
	Auburn	1	1	4.00	6	2	0	0	0	18.0	15	11	8	2	2	2	13	6.5	0	0	.217	
2020	DID NOT PLAY																					
2021	FCL Nationals	1	0	5.40	3	0	0	0	0	5.0	7	4	3	1	0	0	4	7.2	0	0	.304	
	Fredericksburg	3	1	4.06	14	3	0	0	1	31.0	32	14	14	2	0	15	38	11.0	0	0	.269	
2022	Wilmington	8	1	3.19	28	13	0	0	0	93.0	75	35	33	9	3	24	88	8.5	2	0	.221	
MINORS TOTALS		13	3	3.46	53	18	0	0	1	151.0	132	64	58	14	5	41	146	8.7	2	0	.234	

LARA, ANDRY — RHP **2023 UPDATED STATS — MILB.COM**

OD AGE: 20 **HT:** 6'4" **WT:** 230 **BATS:** R **THROWS:** R **BORN:** 1/6/03 Coro, VEN
OBTAINED: Signed as a non-drafted free agent, July 2, 2019.

CAREER NOTES: 2023: Enters the season rated by *Baseball America* and MLB Pipeline.com as Washington's No. 15 prospect. 2022: Ranked among Nationals farmhands in strikeouts (7th, 105) and games started (5th, 23)...His 23 starts were tied for the third-most in the Carolina league...Struck out a career-high nine batters on May 14 against Kannapolis...Turned in 6.0 scoreless innings allowing just three hits and one walk with seven strikeouts on Aug. 18 at Lynchburg...Entered the season rated by *Baseball America* as the No. 5 prospect in Washington's system and by MLB Pipeline.com as the No. 6 prospect. 2021: Finished strong, going 1-1 with a 3.04 ERA (8 ER/23.2 IP) and a .165 opponents' average in his last five starts of the season...Participated in Instructional League following the season...Entered the season rated by MLB Pipeline.com as the No. 4 prospect and by *Baseball America* as the No. 5 prospect in Washington's organization. 2020: Participated in Instructional League following the season...Entered the season rated as the No. 7 prospect in Washington's system by *Baseball America* and the No. 15 prospect by MLB Pipeline.com. **SIGNED BY:** Ronald Morillo

YEAR	CLUB	W	L	ERA	G	GS	CG	SHO	SV	IP	H	R	ER	HR	HB	BB	SO	SO/9	WP	BK	BAA	
2019	DID NOT PITCH / Signed Late																					
2020	DID NOT PITCH																					
2021	FCL Nationals	3	2	4.54	9	7	0	0	0	39.2	35	21	20	5	2	13	47	10.7	2	1	.230	
	Fredericksburg	0	1	5.19	2	2	0	0	0	8.2	6	6	5	2	0	8	5	5.2	2	0	.200	
2022	Fredericksburg	3	8	5.51	23	23	0	0	0	101.1	103	70	62	10	6	44	105	9.3	12	2	.258	
MINORS TOTALS		6	11	5.23	34	32	0	0	0	149.2	144	97	87	17	8	65	157	9.4	16	3	.248	

LAWSON, CORTLAND — INF **2023 UPDATED STATS — MILB.COM**

OD AGE: 22 **HT:** 6'2" **WT:** 200 **BATS:** R **THROWS:** R **BORN:** 5/12/00 Reston, Va. **SCHOOL:** University of Tennessee
OBTAINED: Selected in the 14th round of the 2022 First-Year Player Draft.

CAREER NOTES: 2022: Reported to Single-A Fredericksburg following the First-Year Player Draft...Hit his first career home run, a grand slam, on Aug. 26 against Down East. **COLLEGE:** Hit .269 with nine doubles, two triples, 12 home runs and 45 RBI in 65 games for the Volunteers in 2022...A Potomac Falls, Va. native, he attended Dominion High School as a senior after three years at Paul IV Catholic. **SIGNED BY:** Brian Cleary

YEAR	CLUB	AVG	G	AB	R	H	TB	2B	3B	HR	RBI	SH	SF	HP	BB	SO	SB	CS	OBP	SLG	OPS	E
2022	Fredericksburg	.167	12	42	6	7	13	0	0	2	9	0	0	0	5	20	2	0	.255	.310	.565	3
MINORS TOTALS		.167	12	42	6	7	13	0	0	2	9	0	0	0	5	20	2	0	.255	.310	.565	3

LEON JEFREM — RHP **2023 UPDATED STATS - MILB.COM**

OD AGE: 19 **HT:** 6'1" **WT:** 165 **BATS:** R **THROWS:** R **BORN:** 9/9/02 Oranjestad, Aruba
OBTAINED: Signed as a non-drafted free agent, Jan. 15, 2021.

CAREER NOTES: 2022: Tossed a career-high 8.0 innings on July 21 against the DSL Angels, striking out a career-high nine batters. **SIGNED BY:** David Leear

YEAR	CLUB	W	L	ERA	G	GS	CG	SHO	SV	IP	H	R	ER	HR	HB	BB	SO	SO/9	WP	BK	BAA
DID NOT PITCH / Signed Late																					
2021	DSL Nationals	0	0	1.46	12	3	0	0	0	24.2	13	5	4	0	3	10	27	9.9	4	0	.157
2022	DSL Nationals	2	0	2.00	7	7	0	0	0	36.0	32	9	8	0	4	8	38	9.5	1	0	.256
	FCL Nationals	0	1	6.75	4	1	0	0	0	6.2	8	8	5	0	0	3	10	13.5	1	0	.286
MINORS TOTALS		2	1	2.27	23	11	0	0	0	67.1	53	22	17	0	7	21	75	10.0	6	0	.225

LILE DAYLEN — OF **2023 UPDATED STATS - MILB.COM**

OD AGE: 20 **HT:** 6'0" **WT:** 191 **BATS:** L **THROWS:** R **BORN:** 11/30/02 Louisville, Ky. **SCHOOL:** Trinity (Ky.) High School
OBTAINED: Selected in the second round of the 2021 First-Year Player Draft.

CAREER NOTES: 2023: Enters the season rated by MLB Pipeline.com as Washington's No. 16 prospect and by *Baseball America* as Washington's No. 27 prospect. **2022:** Enters the season rated by MLB Pipeline.com as Washington's No. 10 prospect and by *Baseball America* as its No. 18 prospect. **2021:** Participated in Instructional League following the season. **HIGH SCHOOL:** Was the 2021 Perfect Game/Rawlings National High School Player of the Year, a First-Team All-American by *Baseball America* and back-to-back (2020, 2021) Gatorade Player of the Year for the state of Kentucky...He hit .550/.680/1.413 with 12 doubles, 12 triples, 18 home runs, 60 RBI, 41 walks, seven strikeouts and 66 runs scored during his senior season. **SIGNED BY:** Bryan Clay

YEAR	CLUB	AVG	G	AB	R	H	TB	2B	3B	HR	RBI	SH	SF	HP	BB	SO	SB	CS	OBP	SLG	OPS	E
2021	FCL Nationals	.219	19	64	16	14	16	2	0	0	10	0	1	0	15	20	2	1	.363	.250	.613	0
DID NOT PITCH / Injured																						
2022	FCL Nationals	.219	19	64	16	14	16	2	0	0	10	0	1	0	15	20	2	1	.363	.250	.613	0
MINORS TOTALS		.219	19	64	16	14	16	2	0	0	10	0	1	0	15	20	2	1	.363	.250	.613	0

LIPSCOMB TREY — 3B **2023 UPDATED STATS - MILB.COM**

OD AGE: 22 **HT:** 6'1" **WT:** 200 **BATS:** R **THROWS:** R **BORN:** 6/14/00 Frederick, Md. **SCHOOL:** University of Tennessee
OBTAINED: Selected in the third round of the 2022 First-Year Player Draft.

CAREER NOTES: 2023: Enters the season rated by MLB Pipeline.com as Washington's No. 19 prospect and by *Baseball America* as Washington's No. 24 prospect. **2022:** Reported to Single-A Fredericksburg after the First-Year Player Draft...Hit his first career home run in his first career at-bat on Aug. 9 against Augusta...Set a career high with four RBI...He had hits in 20 of his first 26 games...He had hits in nine of his last 12 games, including four multi-hit efforts. **COLLEGE:** Hit .355 as a senior in 2022 while leading the Southeastern Conference and ranking fifth nationally with 80 RBI...He ranked in the top five in the conference in slugging percentage (2nd, .717), total bases (2nd, 180), home runs (4th, 22) and runs scored (4th, 68) en route to being named First-Team All-SEC...In 2022, Lipscomb was a First-Team NCBWA All-American, Second-Team ABCA All-American, Second-Team Baseball America All-American, Second-Team Collegiate Baseball All-American, Third-Team D1Baseball.com All-American and a Third-Team Perfect Game All-American...He was also a Dick Howser Trophy finalist and Golden Spikes Award semi-finalist. **SIGNED BY:** Brian Cleary

YEAR	CLUB	AVG	G	AB	R	H	TB	2B	3B	HR	RBI	SH	SF	HP	BB	SO	SB	CS	OBP	SLG	OPS	E
2022	Fredericksburg	.299	23	97	15	29	38	4	1	1	13	0	0	0	4	19	12	1	.327	.392	.719	3
2022	Fredericksburg	.299	23	97	15	29	38	4	1	1	13	0	0	0	4	19	12	1	.327	.392	.719	3
MINORS TOTALS		.299	23	97	15	29	38	4	1	1	13	0	0	0	4	19	12	1	.327	.392	.719	3

LIRANZO JESUS — RHP **2023 UPDATED STATS - MILB.COM**

OD AGE: 28 **HT:** 6'2" **WT:** 225 **BATS:** R **THROWS:** R **BORN:** 3/7/95 La Romana, DOM
OBTAINED: Signed as a minor league free agent, Jan. 3, 2023.

CAREER NOTES: 2022: Traded to Detroit on July 6 before being released on Aug. 4. **2021:** Signed a minor league contract with Arizona prior to the season...Debuted on July 30 after coming off the restricted list...Offered scoreless relief in 13 of his 16 appearances. **2020:** Did not pitch. **2019:** Bounced between Triple-A Indianapolis and Double-A Altoona...Had an 11.2 ERA (14 ER/11.1 IP) in his first nine Triple-A appearances compared to a 3.21 ERA (5 ER/14.0 IP) over his next nine outings. **2018:** Attended big league camp with Baltimore before being acquired by Los Angeles (NL) on April 2 in exchange for LHP Luis Ysla...Was claimed off waivers by Pittsburgh on April 5 and assigned to Double-A Altoona, where he recorded four saves, a 0.00 ERA and 18 strikeouts in 12.0 innings pitched (nine appearances)...Was the only Eastern League pitcher to throw 10.0-plus innings without allowing a run...Transferred to Triple-A Indianapolis on May 22...Held a 0.59 ERA (1ER/15.1IP), two saves and 19 strikeouts in 10 appearances from June 12-July 16. **2017:** Allowed one earned run or fewer in 20 of his 31 outings, including 12 scoreless appearances...Tied his career-high with six strikeouts on July 5 and Aug. 28...Posted 4.41 ERA (16 ER, 32.2 IP) in his 12 starts...Entered the season rated as Baltimore's No. 26 prospect by MLB Pipeline.com. **2016:** Started the season with Class-A Delmarva, where he posted a 1.05 ERA in 16 appearances out of the bullpen...Held South Atlantic League batters to a .109 average (12-110) with 46 strikeouts in 34.1 innings pitched...Did not allow an earned run in 13 of his 16 appearances with the Shorebirds, including his final six outings with the Shorebirds...Promoted to Bowie on July 29 and spent the remainder of the season with the Baysox...Allowed just one hit to an Eastern League left-handed batter (.034 average, 1-for-29 with 11 strikeouts). **2015:** Finished tied for first on the DSL Orioles in holds (four), second in appearances (23), and third in games finished (11). **SIGNED BY:** Matias Laureano Fortunato (ATL)

YEAR	CLUB	W	L	ERA	G	GS	CG	SHO	SV	IP	H	R	ER	HR	HB	BB	SO	SO/9	WP	BK	BAA
2012	DSL Braves	0	0	9.00	1	0	0	0	0	1.0	1	1	1	0	0	2	2	18.00	0	0	.250
2013	DSL Braves	0	0	11.57	3	1	0	0	0	2.1	3	3	3	0	1	6	4	15.43	1	0	.333
	DSL Orioles 2	0	1	8.71	6	2	0	0	0	10.1	13	18	10	2	3	6	9	7.84	4	0	.283
DID NOT PITCH / Injured																					
2014	DSL Orioles 1	3	2	2.35	23	0	0	0	0	38.1	28	14	10	0	1	19	46	10.80	10	1	.200
2016	Delmarva	0	0	1.05	16	0	0	0	0	34.1	12	5	4	0	2	15	46	12.06	5	0	.109
	Bowie	1	1	3.38	11	0	0	0	0	18.2	8	8	7	3	1	12	20	9.64	2	1	.127
2017	Bowie	3	4	4.85	31	12	0	0	2	65.0	54	36	35	12	3	43	75	10.38	7	0	.224
2018	Altoona	0	0	0.00	9	0	0	0	4	12.0	7	0	0	0	0	3	18	13.50	2	0	.167
	Indianapolis	2	3	5.00	32	0	0	0	3	45.0	31	27	25	7	2	31	47	9.40	5	1	.195
2019	Altoona	2	1	1.61	20	0	0	0	1	28.0	14	7	5	0	0	13	24	7.71	1	0	.146
	Indianapolis	0	3	8.13	22	0	0	0	1	31.0	36	30	28	7	1	21	30	8.71	6	0	.298
DID NOT PITCH																					
2020	Reno	0	0	3.06	16	0	0	0	2	17.2	15	6	6	3	1	3	22	11.21	2	0	.224
2022	ACL D-Backs Black	0	0	0.00	1	0	0	0	0	1.0	0	0	0	0	0	1	2	18.00	0	0	.000
	Reno	0	2	8.36	15	0	0	0	1	14.0	18	13	13	4	1	10	22	14.14	2	0	.310
	Toledo	0	0	17.18	4	0	0	0	0	3.2	5	7	7	1	1	3	5	12.27	0	0	.313
MINORS TOTALS		11	17	4.30	210	15	0	0	14	322.1	245	175	154	39	17	188	372	10.39	47	3	.209

LIRIANO, HECTOR — OF 2023 UPDATED STATS - MILB.COM

OD AGE: 16 HT: 6'2" WT: 180 BATS: L THROWS: R BORN: 5/17/06 Santo Domingo, DOM

OBTAINED: Signed as a non-drafted free agent, Jan. 15, 2023.

CAREER NOTES: SIGNED BY: Modesto Ulloa

YEAR CLUB	AVG	G	AB	R	H	TB	2B	3B	HR	RBI	SH	SF	HP	BB	SO	SB	CS	OBP	SLG	OPS	E	
2022																						SIGNED FOR 2023

MINORS TOTALS

LORD, BRAD — RHP 2023 UPDATED STATS - MILB.COM

OD AGE: 23 HT: 6'3" WT: 210 BATS: R THROWS: R BORN: 2/14/00 Tallahassee, Fla. SCHOOL: University of South Florida

OBTAINED: Selected in the 18th round of the 2022 First-Year Player Draft.

CAREER NOTES: COLLEGE: During his redshirt junior season, Lord was 3-7 with a 5.25 ERA and struck out 60 in 61.2 innings...At Wakulla High School, pitched three personal no-hitters, including the first game of his senior season, and another combined no-hitter...As a senior, struck out 75 and walked just 12 in 48 innings. SIGNED BY: Alex Morales

YEAR CLUB	W	L	ERA	G	GS	CG	SHO	SV	IP	H	R	ER	HR	HB	BB	SO	SO/9	WP	BK	BAA	
2022																					DID NOT PITCH

MINORS TOTALS

LUCKHAM, KYLE — RHP 2023 UPDATED STATS - MILB.COM

OD AGE: 23 HT: 6'2" WT: 205 BATS: R THROWS: R BORN: 10/1/99 Fullerton, Calif. SCHOOL: Arizona State University

OBTAINED: Selected in the 15th round of the 2022 First-Year Player Draft.

CAREER NOTES: 2022: Reported to the Florida Complex League after the First-Year Player Draft...Promoted to Single-A Fredericksburg on Aug. 25. COLLEGE: In 15 starts for the Sun Devils in 2022, he was 7-3 with a 4.36 ERA and 72 strikeouts in 86.2 innings...Before ASU, he played three seasons at California State, Fullerton. SIGNED BY: Mitch Sokol

YEAR CLUB	W	L	ERA	G	GS	CG	SHO	SV	IP	H	R	ER	HR	HB	BB	SO	SO/9	WP	BK	BAA	
2022																					
FCL Nationals	1	0	0.00	3	0	0	0	0	4.0	0	0	0	0	0	4	9.0	0	0	0	.000	
Fredericksburg	1	0	6.14	4	0	0	0	0	7.1	10	5	5	0	0	1	5	6.1	0	0	.323	

MINORS TOTALS	2	0	3.97	7	0	0	0	0	11.1	10	5	5	0	0	1	9	7.2	0	0	.233
---------------	---	---	------	---	---	---	---	---	------	----	---	---	---	---	---	---	-----	---	---	------

LUIS, ANDY — INF 2023 UPDATED STATS - MILB.COM

OD AGE: 20 HT: 6'0" WT: 150 BATS: L THROWS: R BORN: 1/14/03 San Pedro de Macoris, DOM

OBTAINED: Signed as a non-drafted free agent, Aug. 13, 2019.

CAREER NOTES: SIGNED BY: Virgilio De Leon

YEAR CLUB	AVG	G	AB	R	H	TB	2B	3B	HR	RBI	SH	SF	HP	BB	SO	SB	CS	OBP	SLG	OPS	E	
2019																						DID NOT PLAY / Signed Late
2020																						DID NOT PLAY

2021	.122	35	82	16	10	18	1	2	1	5	0	0	6	10	40	3	3	.265	.220	.485	6
------	------	----	----	----	----	----	---	---	---	---	---	---	---	----	----	---	---	------	------	------	---

2022																						DID NOT PLAY
------	--	--	--	--	--	--	--	--	--	--	--	--	--	--	--	--	--	--	--	--	--	--------------

MINORS TOTALS	.122	35	82	16	10	18	1	2	1	5	0	0	6	10	40	3	3	.265	.220	.485	6
---------------	------	----	----	----	----	----	---	---	---	---	---	---	---	----	----	---	---	------	------	------	---

MARCANO, AGUSTIN — C 2023 UPDATED STATS - MILB.COM

OD AGE: 16 HT: 6'0" WT: 160 BATS: R THROWS: R BORN: 6/28/06 Bogota, COL

OBTAINED: Signed as a non-drafted free agent, Jan. 15, 2023.

CAREER NOTES: SIGNED BY: Miguel Ruiz

YEAR CLUB	AVG	G	AB	R	H	TB	2B	3B	HR	RBI	SH	SF	HP	BB	SO	SB	CS	OBP	SLG	OPS	E	
2022																						SIGNED FOR 2023

MINORS TOTALS

MARICUTO, JERMAINE — C 2023 UPDATED STATS - MILB.COM

OD AGE: 17 HT: 5'10" WT: 155 BATS: L THROWS: R BORN: 10/7/05 Caracas, VEN

OBTAINED: Signed as a non-drafted free agent, Jan. 24, 2023.

CAREER NOTES: SIGNED BY: Juan Munoz

YEAR CLUB	AVG	G	AB	R	H	TB	2B	3B	HR	RBI	SH	SF	HP	BB	SO	SB	CS	OBP	SLG	OPS	E	
2022																						SIGNED FOR 2023

MINORS TOTALS

MARQUEZ, FRANKLIN — LHP 2023 UPDATED STATS - MILB.COM

OD AGE: 20 HT: 6'0" WT: 165 BATS: L THROWS: L BORN: 12/6/02 Puerto La Cruz, VEN

OBTAINED: Signed as a non-drafted free agent, July 2, 2019.

CAREER NOTES: SIGNED BY: Salvador Donadelli

YEAR CLUB	W	L	ERA	G	GS	CG	SHO	SV	IP	H	R	ER	HR	HB	BB	SO	SO/9	WP	BK	BAA		
2019																						DID NOT PITCH / Signed Late
2020																						DID NOT PITCH

2021	FCL Nationals	3	0	4.02	10	0	0	0	0	15.2	15	7	7	3	2	4	18	10.3	0	0	.242
------	---------------	---	---	------	----	---	---	---	---	------	----	---	---	---	---	---	----	------	---	---	------

2022	FCL Nationals	2	2	5.72	15	2	0	0	2	28.1	41	25	18	3	0	7	29	9.21	5	3	.333
------	---------------	---	---	------	----	---	---	---	---	------	----	----	----	---	---	---	----	------	---	---	------

MINORS TOTALS	3	0	4.02	10	0	0	0	0	0	15.2	15	7	7	3	2	4	18	10.3	0	0	.242
---------------	---	---	------	----	---	---	---	---	---	------	----	---	---	---	---	---	----	------	---	---	------

MARTE, DANIEL — OF **2023 UPDATED STATS - MILB.COM****OD AGE:** 20 **HT:** 6'0" **WT:** 216 **BATS:** R **THROWS:** R **BORN:** 1/14/02 Sabana Grande de Palenque, DOM**OBTAINED:** Signed as a non-drafted free agent, July 2, 2018.**CAREER NOTES:** **2022:** Started the season with the "Best Outfield Arm" in Washington's system, per *Baseball America*...Was also rated as the No. 24 prospect in the system by *Baseball America*. **2021:** Entered the season rated by *Baseball America* as the No. 16 prospect and by MLB Pipeline.com as the No. 19 prospect in Washington's Minor League system...Has the "Best Outfield Arm" in Washington's system, per *Baseball America*. **2020:** Participated in Instructional League following the season. **2019:** Reached base safely in 17 straight games from July 31-Aug. 22, batting .397 (29-for-73) with two doubles, four triples, three home runs, and 14 RBI...His nine triples paced the DSL Nationals, while his five homers were tied with three others for the team lead. **SIGNED BY:** Virgilio De Leon

YEAR	CLUB	AVG	G	AB	R	H	TB	2B	3B	HR	RBI	SH	SF	HP	BB	SO	SB	CS	OBP	SLG	OPS	E
2018																						
2019	DSL Nationals	.257	55	210	32	54	94	7	9	5	29	0	2	6	11	67	10	1	.310	.448	.758	10
2020																						
2021	FCL Nationals	.204	45	137	22	28	43	4	1	3	20	1	0	10	24	59	10	5	.363	.314	.676	2
2022	FCL Nationals	.200	13	35	3	7	11	1	0	1	6	0	1	0	6	10	1	0	.310	.314	.624	0
	MINORS TOTALS	.233	113	382	57	89	148	12	10	9	55	1	3	16	41	136	21	6	.330	.387	.717	12

MARTINA, CLARENCE — OF **2023 UPDATED STATS - MILB.COM****OD AGE:** 18 **HT:** 6'2" **WT:** 195 **BATS:** R **THROWS:** R **BORN:** 12/16/04 Willemstad, Curacao**OBTAINED:** Signed as a Minor League free agent, June 1, 2022.**CAREER NOTES:** **SIGNED BY:** David Leer

YEAR	CLUB	AVG	G	AB	R	H	TB	2B	3B	HR	RBI	SH	SF	HP	BB	SO	SB	CS	OBP	SLG	OPS	E
2022	DSL Nationals	.083	8	12	3	1	1	0	0	0	1	0	0	2	4	4	0	0	.389	.083	.472	2
	MINORS TOTALS	.083	8	12	3	1	1	0	0	0	1	0	0	2	4	4	0	0	.389	.083	.472	2

MCHENRY, JOHN — 2B **2023 UPDATED STATS - MILB.COM****OD AGE:** 21 **HT:** 5'10" **WT:** 190 **BATS:** S **THROWS:** R **BORN:** 6/18/01 Chico, Calif.**SCHOOL:** Cerro Coso (Calif.) Community College**OBTAINED:** Signed as a non-drafted free agent, July 25, 2022.**CAREER NOTES:** **SIGNED BY:** Steve Leavitt

YEAR	CLUB	AVG	G	AB	R	H	TB	2B	3B	HR	RBI	SH	SF	HP	BB	SO	SB	CS	OBP	SLG	OPS	E
2022	FCL Nationals	.154	9	26	4	4	4	0	0	0	1	0	0	1	4	5	1	0	.290	.154	.444	2
	MINORS TOTALS	.154	9	26	4	4	4	0	0	0	1	0	0	1	4	5	1	0	.290	.154	.444	2

MCKENZIE, JARED — OF **2023 UPDATED STATS - MILB.COM****OD AGE:** 21 **HT:** 6'0" **WT:** 180 **BATS:** L **THROWS:** L **BORN:** 6/16/01 Tallahassee, Fla.**SCHOOL:** Baylor University**OBTAINED:** Selected in the fifth round of the 2022 First-Year Player Draft.**CAREER NOTES:** **2023:** Enters the season rated by MLB Pipeline.com as Washington's No. 25 prospect. **2022:** Reported to Single-A Fredericksburg following the First-Year Player Draft...Hit a home run in his professional debut on Aug. 11 against Augusta...Had three consecutive two-hit games to begin his career...Hit safely in 14 of his first 17 games, including 11 multi-hit games. **COLLEGE:** Graduated as Baylor's all-time leader in batting average (.389)...In 2022, McKenzie was second in the Big 12 with a .383 batting average, 82 hits and 62 runs scored...Hit 10 home runs, 44 RBI, 14 doubles and four triples...Led Baylor with 134 total bases, a .626 slugging percentage and a .453 on-base percentage...Produced 30 multi-hit games, tied for second all-time for a Baylor player in a single season. **SIGNED BY:** Cody Staab

YEAR	CLUB	AVG	G	AB	R	H	TB	2B	3B	HR	RBI	SH	SF	HP	BB	SO	SB	CS	OBP	SLG	OPS	E
2022	Fredericksburg	.400	17	70	18	28	43	7	1	2	15	0	0	2	1	19	11	0	.425	.614	1.039	0
	MINORS TOTALS	.400	17	70	18	28	43	7	1	2	15	0	0	2	1	19	11	0	.425	.614	1.039	0

MÉNDEZ, RICARDO — OF **2023 UPDATED STATS - MILB.COM****OD AGE:** 23 **HT:** 6'0" **WT:** 185 **BATS:** L **THROWS:** L **BORN:** 1/24/00 Barcelona, VEN**OBTAINED:** Signed as a non-drafted free agent, July 2, 2016.**CAREER NOTES:** **2022:** Ranked among High-A Wilmington hitters in batting average (.3rd, .227), home runs (T5th, 5), RBI (3rd, 45), OBP (4th, .286), slugging percentage (2nd, .319), OPS (3rd, .605), hits (5th, 74), runs (5th, 38) and stolen bases (T4th, 16)...Entered the season as Washington's No. 26 prospect, per MLB Pipeline.com. **2021:** Ranked among Nationals Minor Leaguers in doubles (3rd, 27), triples (3rd, 4), extra-base hits (5th, 36), RBI (T5th, 52), hits (6th, 94), runs scored (8th, 51) and stolen bases (T8th, 11)...His .287 batting average would have ranked third, but he fell just short of qualifying...Named an MLB.com Organization All-Star following the season. **2020:** Participated in Instructional League following the season. **2019:** Started the season playing 23 games for Single-A Hagerstown...Assigned to short-season Single-A Auburn on June 17 and played 38 games for the Doubledays...Reached base safely in 10 straight games from Aug. 15-27, batting .324 (11-for-34) with three doubles, a home run, two RBI, five walks and seven runs scored. **SIGNED BY:** Salvador Donadelli

YEAR	CLUB	AVG	G	AB	R	H	TB	2B	3B	HR	RBI	SH	SF	HP	BB	SO	SB	CS	OBP	SLG	OPS	E
2016																						
2017	GCL Nationals	.252	44	151	20	38	51	6	2	1	19	4	0	2	13	43	7	3	.319	.338	.657	2
2018	Auburn	.198	54	172	28	34	43	4	1	1	18	2	1	1	17	41	8	4	.272	.250	.522	2
2019	Hagerstown	.194	23	72	11	14	17	1	1	0	5	0	0	1	8	20	5	0	.284	.236	.520	2
	Auburn	.264	38	129	21	34	41	4	0	1	8	0	2	2	16	25	5	8	.349	.318	.667	4
2020																						
2021	Fredericksburg	.289	60	225	32	65	96	16	3	3	34	3	3	2	22	65	9	3	.353	.427	.780	2
	Wilmington	.284	25	102	19	29	48	11	1	2	18	1	1	0	6	29	2	3	.321	.471	.792	2
2022	Wilmington	.227	84	326	38	74	104	13	1	5	45	4	0	2	25	72	16	6	.286	.319	.605	4
	MINORS TOTALS	.245	328	1177	169	288	400	55	9	13	147	14	7	10	107	295	52	27	.311	.340	.651	18

MENDOZA, DREW — 1B **2023 UPDATED STATS - MILB.COM**

OD AGE: 24 **HT:** 6'5" **WT:** 225 **BATS:** L **THROWS:** R **BORN:** 10/10/97 Ocoee, Fla. **SCHOOL:** Florida State University
OBTAINED: Selected in the third round of the 2019 First-Year Player Draft.

CAREER NOTES: 2022: Had hits in 21 of his first 28 games through May 18...Led High-A Wilmington in nearly every offensive category to that point in the season...Finished the season ranked among Wilmington hitters in average (4th, .208), homers (4th, 7), RBI (2nd, 50), OBP (3rd, .288), slugging percentage (4th, .316), OPS (4th, .604), hits (6th, 73), walks (T3rd, 39) and runs (8th, 34). **2021:** Hit .206 with 13 doubles, nine homers, 41 RBI, 47 walks, six stolen bases and 50 runs scored in 104 games between Double-A Harrisburg and High-A Wilmington...Entered the season rated as the No. 9 prospect by MLB Pipeline.com and the No. 12 prospect by *Baseball America* in Washington's Minor League system...Has the "Best Strike-Zone Discipline" in Washington's system, per *Baseball America*. **2020:** Was a member of the 60-Player Pool...Spent the entire season at the Alternate Training Site (Fredericksburg)...Participated in Instructional League following the season...Entered the season rated as the No. 6 prospect in Washington's system by *Baseball America* and the No. 7 prospect by MLB Pipeline.com...Has the "Best Strike-Zone Discipline" in Washington's system, per *Baseball America*. **2019:** Assigned to Single-A Hagerstown following the 2019 First-Year Player Draft...In 55 games played, ranked in the top 10 among Hagerstown batters in doubles (T5th, 12), home runs (T7th, 4), walks (6th, 34), total bases (T8th, 77), RBI (9th, 25), extra-base hits (9th, 16), runs (9th, 23), hits (10th, 53) and stolen bases (10th, 3). **COLLEGE:** Hit .320 (66-for-206) with 12 doubles, two triples, 16 home runs, 55 RBI, 65 walks and 59 runs scored during his junior season at Florida State...Earned First-team All-ACC honors after leading the conference in walks, on-base percentage (.482) and ranking 10th in slugging percentage (.631)...His 65 walks ranked third in all of NCAA Division I...Entered the 2019 First-Year Player Draft rated by MLB Pipeline.com as the No. 55 draft prospect and by *Baseball America* as the No. 75 draft prospect. **SIGNED BY:** Alan Marr

YEAR	CLUB	AVG	G	AB	R	H	TB	2B	3B	HR	RBI	SH	SF	HP	BB	SO	SB	CS	OBP	SLG	OPS	E	
2019	Hagerstown	.264	55	201	23	53	77	12	0	4	25	0	1	3	34	57	3	0	.377	.383	.760	5	
2020	Fredericksburg	Alternate Training Site																					
2021	Harrisburg	.160	34	106	12	17	35	6	0	4	11	0	1	2	15	45	1	0	.274	.330	.604	5	
	Wilmington	.225	70	253	38	57	79	7	0	5	30	0	2	10	32	80	5	2	.333	.312	.646	12	
2022	Wilmington	.208	101	351	34	73	111	13	2	7	50	0	1	1	39	119	2	1	.288	.316	.604	11	
MINORS TOTALS		.220	260	911	107	200	302	38	2	20	116	0	5	16	120	301	11	3	.319	.332	.651	33	

MERRELL, OWAN — INF **2023 UPDATED STATS - MILB.COM**

OD AGE: 25 **HT:** 6'1" **WT:** 185 **BATS:** L **THROWS:** R **BORN:** 12/29/04 San Cristóbal, DOM
OBTAINED: Signed as a non-drafted free agent, Aug. 12, 2014.

CAREER NOTES: 2022: Split the season between Single-A Wilmington and Double-A Harrisburg, setting career marks in most major categories, including a career-best 21 homers and 68 RBI, while appearing in 116 games...At the time of his July 22 promotion to Harrisburg, he ranked among South Atlantic League leaders in home runs (T4th, 15), doubles (4th, 20), games (3rd, 81) and slugging percentage (8th, .473) (min. 300PA)...Went 3-for-4 with one homer and two RBI in his season debut with the Senators on July 22...His six homers from July 22 on were fourth-most among Harrisburg hitters. **2021:** Opened the year with Single-A Wilmington prior to an Aug. 24 promotion to Double-A Harrisburg, recording a hit in his Double-A debut that night...Recorded a pair of nine-game hitting streaks, May 7-18 and July 22-31...Logged his third career two-homer game on July 8 at Jersey Shore... **2020:** Did not pitch. **2019:** Started the season at Single-A Hagerstown before being promoted to Single-A Potomac on May 30...Set career highs with 64 hits, 37 RBI and 39 runs scored...Matched a career high with eight home runs. **2018:** Ranked second on the club with seven home runs. **SIGNED BY:** Modesto Ulloa

YEAR	CLUB	AVG	G	AB	R	H	TB	2B	3B	HR	RBI	SH	SF	HP	BB	SO	SB	CS	OBP	SLG	OPS	E
2014	DID NOT PLAY / Signed Late																					
2015	DSL Nationals	.202	65	228	31	46	81	24	1	3	25	1	7	11	32	81	4	2	.320	.355	.675	16
2016	GCL Nationals	.149	28	74	7	11	12	1	0	0	4	0	1	0	6	16	2	1	.210	.162	.372	8
2017	Auburn	.214	55	210	26	45	78	7	1	8	18	1	0	3	12	70	0	1	.267	.371	.638	19
	Hagerstown	.268	65	228	23	61	101	19	0	7	34	0	4	3	19	70	0	0	.327	.443	.770	8
2018	Hagerstown	.234	29	94	13	22	38	7	0	3	14	0	2	1	18	35	0	0	.357	.404	.761	3
2019	Potomac	.228	60	184	26	42	70	11	1	5	23	1	0	3	24	59	0	1	.327	.380	.707	11
2020	DID NOT PLAY																					
2021	Wilmington	.234	84	290	45	68	127	11	0	16	48	0	2	8	36	109	2	1	.333	.438	.771	10
	Harrisburg	.167	5	18	0	3	4	1	0	0	0	0	0	0	5	0	1	0	.167	.222	.389	1
2022	Wilmington	.255	81	298	44	76	141	20	0	15	51	0	1	5	38	101	2	1	.348	.473	.821	6
	Harrisburg	.214	35	112	19	24	43	1	0	6	17	0	1	1	12	35	0	2	.294	.384	.678	4
MINORS TOTALS		.229	507	1736	234	398	695	102	3	63	234	3	18	35	197	581	10	10	.317	.400	.717	41

MERRILL, MATTHEW — RHP **2023 UPDATED STATS - MILB.COM**

OD AGE: 24 **HT:** 6'4" **WT:** 202 **BATS:** R **THROWS:** R **BORN:** 6/11/98 Tulsa, Okla. **SCHOOL:** University of Science and Arts of Okla.

OBTAINED: Signed as a minor league free agent, Nov. 16, 2020.
CAREER NOTES: 2022: Was a member of Single-A Wilmington's rotation over his first seven outings, posting an 8.27 ERA (19 ER/20.2 IP) before moving to the bullpen, turning in a 5.40 ERA (12 ER/20.0 IP) in 13 relief appearances...Offered scoreless relief in seven of 13 games out of the bullpen...Struck out five in 2.2 innings on June 16, a career-high in a relief appearance...Picked up his lone win on July 24. **2021:** Went 2-1 with a 2.63 ERA (11 ER/37.2 IP) and a .214 opponents' batting average in his last 13 games of the season...Posted a 2.60 ERA (8 ER/27.2 IP) in seven starts...Participated in Instructional League following the season. **COLLEGE:** In 2020, went 4-0 with a 1.67 ERA and 48 strikeouts in 27.0 innings pitched...In 2019, ranked second in the NAIA in strikeouts (129) and opp. AVG (.152)...In two seasons at USAO, went 15-3 with a 2.30 ERA and 177 strikeouts in 113.1 innings pitched...Was a two-time first-team All-Sooner Athletic Conference. **2017:** Was first drafted by the Houston Astros in the 37th round of the 2017 First-Year Player Draft...Reported to the GCL Astros...Was released in May 2018... He petitioned the NAIA and was reinstated to amateur status, pitching for USAO during the 2019 and 2020 baseball seasons. **SIGNED BY:** Jerad Head

YEAR	CLUB	W	L	ERA	G	GS	CG	SHO	SV	IP	H	R	ER	HR	HB	BB	SO	SO/9	WP	BK	BAA
2017	GCL Astros	1	1	11.57	6	2	0	0	0	9.1	16	14	12	1	0	7	6	5.79	0		
2021	Fredericksburg	2	2	4.66	18	7	0	0	0	46.1	43	27	24	2	7	22	71	13.79	11	0	.242
2022	Wilmington	1	2	6.86	20	7	0	0	0	40.2	38	32	31	6	7	39	53	11.73	6	2	.252
MINORS TOTALS		4	5	6.26	44	16	0	0	0	96.1	97	73	67	9	14	68	130	12.15	17	2	.261

MOJICA, MISael — INF **2023 UPDATED STATS - MILB.COM**

OD AGE: 18 **HT:** 6'0" **WT:** 155 **BATS:** R **THROWS:** R **BORN:** 8/18/97 Santo Domingo, DOM
OBTAINED: Signed as a non-drafted free agent, Jan. 15, 2022.
CAREER NOTES: 2022: Ranked among Dominican Summer League Nationals in batting average (4th, .233), homers (2nd, 3), RBI (1st, 29), OBP (3rd, .381), slugging percentage (3rd, .360), OPS (3rd, .741), hits (3rd, 40), walks (2nd, 34) and runs scored (12nd, 29). **SIGNED BY:** Riki Vasquez

YEAR	CLUB	AVG	G	AB	R	H	TB	2B	3B	HR	RBI	SH	SF	HP	BB	SO	SB	CS	OBP	SLG	OPS	E
2021																						
DID NOT PLAY / Signed Late																						
2022	DSL Nationals	.233	56	172	29	40	62	7	3	3	29	0	3	9	34	60	2	3	.381	.360	.741	13
MINORS TOTALS		.233	56	172	29	40	62	7	3	3	29	0	3	9	34	60	2	3	.381	.360	.741	13

MOORE, DAVIS — RHP **2023 UPDATED STATS - MILB.COM**

OD AGE: 25 **HT:** 6'4" **WT:** 220 **BATS:** R **THROWS:** R **BORN:** 3/4/98 Rancho Cucamonga, Calif. **SCHOOL:** Fresno State University (Calif.)
OBTAINED: Selected in the 15th round of the 2019 First-Year Player Draft.
CAREER NOTES: 2021: Struck out 70 batters in 49.0 innings pitched (12.9 SO/9.0 IP) in 33 games between Single-A Fredericksburg and High-A Wilmington. 2019: Played one game for the GCL Nationals following the 2019 First-Year Player Draft before being assigned to short-season Single-A Auburn on July 2. **COLLEGE:** Made 16 appearances (15 starts) in his junior season, going 10-1 with a 3.91 ERA (39 ER/89.2 IP) with 91 strikeouts...Made seven starts in 17 games as a sophomore, tied for fourth-most on the team. **HIGH SCHOOL:** A 2016 graduate of Los Osos High School in Rancho Cucamonga, Calif., he was selected a Rawlings-Perfect Game Honorable Mention All-American and named to the California-All-Region Second Team. **SIGNED BY:** Bryan Byrne

YEAR	CLUB	W	L	ERA	G	GS	CG	SHO	SV	IP	H	R	ER	HR	HB	BB	SO	SO/9	WP	BK	BAA	
2019																						
DID NOT PITCH																						
DID NOT PITCH / Signed Late																						
2020																						
DID NOT PITCH																						
2021																						
DID NOT PITCH																						
2022																						
DID NOT PITCH / Injured																						
MINORS TOTALS		5	4	4.65	44	0	0	0	4	62.0	57	45	32	3	6	35	83	12.0	14	0	.242	

MORENO, GERSON — RHP **2023 UPDATED STATS - MILB.COM**

OD AGE: 27 **HT:** 6'0" **WT:** 218 **BATS:** R **THROWS:** R **BORN:** 9/10/95 Yamasa, DOM
OBTAINED: Signed as a minor league free agent, Dec. 21, 2022.
CAREER NOTES: 2022: Was invited to Detroit's Major League spring training for the third consecutive season...Set career marks in games (48), innings pitched (57.0), opponents' batting average (.171), WHIP (1.16) and strikeouts (96)...Recorded a 2.42 ERA (6 ER/22.1 IP) with 39 strikeouts and six saves in 22 games during July and August, posting scoreless appearances in 18 of those 22 outings...Struck out all six batters he faced in a pair of scoreless frames on April 13 at Somerset, tying his career high for K's in an outing...Logged a 2.48 ERA (8 ER/29.0 IP) at home compared to a 4.18 ERA (13 ER/28.0 IP) on the road. 2021: Promoted to Toledo on June 15, pitching in two games in his Triple-A debut before returning to Double-A Erie...Did not allow a homer over his final 14 outings from Aug. 1 on, recording 14.3 strikeouts per 9.0 innings pitched in that stretch...Turned in his best month of the year in August, going 1-1 with a 2.61 ERA (3 ER/10.1 IP) in nine games while posting a .114 opp. AVG (4-for-35)...His 73 strikeouts and five wins marked career highs. 2020: Did not pitch. 2019: Spent the entire season on the Injured List while recovering from right elbow surgery...Pitched in seven games, including six as a starter, as part of a rehab assignment with the GCL Tigers East. 2018: Limited to 14 appearances with Double-A Erie after undergoing right elbow surgery...Was sidelined from June 2-September 1...Rated as the No. 18 prospect in the Tigers organization by *Baseball America*. 2017: Named to the Florida State League midseason All-Star Team...Ranked tied for ninth in the Florida State League with eight saves...Did not allow an earned run over his final 15 appearances with Lakeland from April 27-June 11, a stretch that spanned 16.2 innings...Sidelined from August 14-24 with a right triceps strain...Was selected to play in the Arizona Fall League's Rising Stars Game. 2016: Established a career high with 44 appearances between Single A West Michigan and Single A Lakeland...Was selected to the Midwest League midseason All-Star Team...Ranked sixth in the Midwest League with 11 saves...Did not allow an earned run in 21 of 23 appearances with West Michigan...Ranked as the 20th-best prospect in the Tigers organization by *Baseball America*. 2015: Did not allow a run in five outings with West Michigan, allowing just three hits and striking out nine. 2014: Threw a season-high 4.0 innings and earned his only win of the season on August 26 vs. the GCL Astros. 2013: Made 15 appearances, including five starts, with the DSL Tigers in 2013...Finished the month of July with a 1-0 record, one save, a 1.93 ERA (18.2IP/4ER) and 14 strikeouts in six appearances, including one start. **SIGNED BY:** Carlos Santana and Ramon Perez (DET)

YEAR	CLUB	W	L	ERA	G	GS	CG	SHO	SV	IP	H	R	ER	HR	HB	BB	SO	SO/9	WP	BK	BAA	
2013																						
DSL Tigers																						
2014																						
GCL Tigers																						
2015																						
Connecticut																						
West Michigan																						
2016																						
West Michigan																						
Lakeland																						
2017																						
Lakeland																						
Erie																						
2018																						
Erie																						
2019																						
GCL Tigers East																						
2020																						
DID NOT PITCH																						
2021																						
Erie																						
Toledo																						
2022																						
Erie																						
MINORS TOTALS:		16	22	3.93	240	13	0	0	42	345.2	283	175	151	25	27	187	412	10.73	56	5	.222	

MORENO, HENRY — LHP **2023 UPDATED STATS - MILB.COM**

OD AGE: 18 **HT:** 6'2" **WT:** 170 **BATS:** L **THROWS:** L **BORN:** 11/3/04 Telica, Nicaragua
OBTAINED: Signed as a non-drafted free agent, Jan. 31, 2023.
CAREER NOTES: **SIGNED BY:** Miguel Ruiz

YEAR	CLUB	W	L	ERA	G	GS	CG	SHO	SV	IP	H	R	ER	HR	HB	BB	SO	SO/9	WP	BK	BAA	
2022																						
SIGNED FOR 2023																						
MINORS TOTALS																						

MORENO, MIGUEL — RHP 2023 UPDATED STATS - MILB.COM

OD AGE: 19 **HT:** 6'1" **WT:** 160 **BATS:** R **THROWS:** R **BORN:** 10/28/03 Higuey, DOM

OBTAINED: Signed as a non-drafted free agent, Jan. 15, 2022.

CAREER NOTES: **SIGNED BY:** Virgilio De Leon

YEAR	CLUB	W	L	ERA	G	GS	CG	SHO	SV	IP	H	R	ER	HR	HB	BB	SO	SO/9	WP	BK	BAA
2021	DID NOT PITCH / Signed Late																				
2022	DSL Nationals	0	0	19.50	8	0	0	0	0	6.0	13	16	13	3	5	11	4	6.0	6	0	.433
MINORS TOTALS		0	0	19.50	8	0	0	0	0	6.0	13	16	13	3	5	11	4	6.0	6	0	.433

MOTA, JORGELYS — SS 2023 UPDATED STATS - MILB.COM

OD AGE: 17 **HT:** 6'3" **WT:** 170 **BATS:** R **THROWS:** R **BORN:** 6/3/05 Sabana Grande De Boya, DOM

OBTAINED: Signed as a non-drafted free agent, Jan. 15, 2022.

CAREER NOTES: **SIGNED BY:** Virgilio De Leon

YEAR	CLUB	AVG	G	AB	R	H	TB	2B	3B	HR	RBI	SH	SF	HP	BB	SO	SB	CS	OBP	SLG	OPS	E
2021	DID NOT PLAY / Signed Late																					
2022	DSL Nationals	.262	23	65	15	17	26	1	1	2	10	0	0	2	6	22	4	2	.342	.400	.742	8
MINORS TOTALS		.262	23	65	15	17	26	1	1	2	10	0	0	2	6	22	4	2	.342	.400	.742	8

MUJICA, JOSÉ — RHP 2023 UPDATED STATS - MILB.COM

OD AGE: 26 **HT:** 6'2" **WT:** 249 **BATS:** R **THROWS:** R **BORN:** 6/29/96 Valencia, VEN

OBTAINED: Signed as a minor league free agent, Dec. 18, 2022.

CAREER NOTES: **2022:** Converted to a relief role, amassing a career-high 42 appearances...After yielding five runs in his first two outings, recorded a 0.84 ERA (1 ER/10.2 IP) while holding opponents to a .088 average (3-for-34) over his next nine games...Picked up his first professional save since 2013 on June 5 at Binghamton...Was at his best in the middle of the season, going 2-2 with a 3.03 ERA (12 ER/35.2 IP) and a .194 opp. AVG from May through July...Made one start on Sept. 9 at Durham. **2021:** In his first full season since undergoing Tommy John surgery, he made his most starts (21) and appearances (24) since 2017 while serving as a stalwart in Triple-A Albuquerque's rotation...Turned in his best outing of the campaign on June 27 vs. Tacoma, fanning six while scattering two hits over 6.0 frames...Concluded the season with three scoreless appearances out of the bullpen. **2020:** Made his Major League debut Sept. 8 at San Diego after attending Major League Spring Training...Struck out Jason Castro for his first Major League strikeout...Allowed a grand slam to the first batter he faced (Wil Myers) and went on to pitch 2.2 innings while allowing seven runs (six earned) on eight hits with two walks and one strikeout...Made his second appearance in the final game of the season, Sept. 27 at Arizona (1.2 innings). **2019:** Missed the season while recovering from Tommy John ligament-replacement surgery. **2018:** Attended his first Major League Spring Training with Tampa Bay...Began the season with Durham, making his debut at the Triple-A level, before being placed on the seven-day disabled list on May 7 with a right arm strain...Made one rehab start for the GCL Rays prior to being reinstated and assigned to High-A Charlotte. **2017:** Began the season with High-A Charlotte, where he went 1-0 with a 3.18 ERA (11.1 IP, 4 ER) over two starts prior to his April 16 promotion to Double-A Montgomery...Was named a Mid-Season All-Star with Montgomery...Made seven starts for the Biscuits in which he allowed one or fewer runs over seven or more innings pitched. **2016:** Recorded a career-high eight strikeouts three times...Had two starts of seven shutout innings (July 5 vs. Lake County & Aug. 13 at Fort Wayne). **SIGNED BY:** Marlon Roche and Ronnie Blanco (TB)

YEAR	CLUB	W	L	ERA	G	GS	CG	SHO	SV	IP	H	R	ER	HR	HB	BB	SO	SO/9	WP	BK	BAA	
2013	GCL Rays	3	2	3.09	12	5	0	0	1	32.0	32	14	11	0	1	3	20	5.63	3	0	.244	
2014	GCL Rays	0	0	0.00	2	2	0	0	0	3.0	4	1	0	0	0	0	2	6.00	0	0	.333	
2015	Princeton	1	0	0.90	4	4	0	0	0	20.0	12	2	2	0	0	3	20	9.00	0	0	.176	
	Bowling Green	1	4	4.20	8	8	0	0	0	45.0	47	24	21	2	0	7	22	4.40	0	1	.272	
2016	Bowling Green	8	4	3.46	24	24	0	0	0	130.0	127	54	50	13	4	35	100	6.92	7	0	.258	
2017	Charlotte	1	0	3.18	2	2	0	0	0	11.1	11	4	4	1	1	1	4	3.18	2	1	.250	
	Montgomery	13	8	3.03	25	25	0	0	0	154.1	128	56	52	18	2	44	86	5.02	3	0	.225	
2018	GCL Rays	0	0	3.86	1	1	0	0	0	2.1	4	1	1	0	0	0	4	15.43	0	0	.364	
2018	Charlotte	1	1	5.79	5	4	0	0	0	18.2	25	13	12	3	0	5	6	2.89	1	0	.325	
	Durham	5	1	2.70	7	7	0	0	0	36.2	31	13	11	1	2	10	34	8.35	0	0	.226	
2019	DID NOT PITCH / Injured																					
2020	Colorado	0	0	12.46	2	0	0	0	0	4.1	10	7	6	2	0	2	1	2.08	0	0	.476	
2021	Albuquerque	2	12	8.77	24	21	0	0	0	91.1	128	95	89	27	1	26	85	8.38	5	0	.327	
2022	Somerset	0	1	2.25	6	0	0	0	2	8.0	3	3	2	2	0	2	11	12.38	0	0	.111	
	Scranton/Wilkes-Barre	3	1	4.39	35	1	0	0	3	53.1	43	28	26	14	1	16	47	7.93	2	1	.216	
MLB TOTALS		0	0	12.46	2	0	0	0	0	4.1	10	7	6	2	0	2	1	2.08	0	0	.476	
MINORS TOTALS		38	34	4.17	155	104	0	0	6	606.0	595	308	281	81	12	152	441	6.55	23	3	.255	

MURZI, IVAN — C 2023 UPDATED STATS - MILB.COM

OD AGE: 20 **HT:** 6'0" **WT:** 200 **BATS:** R **THROWS:** R **BORN:** 5/28/01 Maracay, VEN

OBTAINED: Signed as a non-drafted free agent, July 3, 2017.

CAREER NOTES: **2020:** Participated in Instructional League following the season. **2019:** His five home runs for the DSL Nationals were tied for the team lead...Hit safely in a season-high nine straight games from July 9-27...Was promoted on Aug. 16, playing two games for the GCL Nationals. **SIGNED BY:** Eduardo Rosario

YEAR	CLUB	AVG	G	AB	R	H	TB	2B	3B	HR	RBI	SH	SF	HP	BB	SO	SB	CS	OBP	SLG	OPS	E
2017	DID NOT PLAY / Signed Late																					
2018	DSL Nationals	.180	33	89	13	16	22	6	0	0	4	1	0	8	12	35	3	2	.330	.247	.577	10
2019	DSL Nationals	.216	30	97	14	21	38	2	0	5	13	1	0	5	6	25	3	1	.296	.392	.688	5
	GCL Nationals	.400	2	5	2	2	2	0	0	0	1	0	0	1	1	2	0	0	.571	.400	.971	0
2020	DID NOT PLAY																					
2021	FCL Nationals	.176	16	34	7	6	9	0	0	1	2	0	0	2	13	16	1	0	.429	.265	.693	1
2022	FCL Nationals	.192	9	26	3	5	8	1	1	0	3	0	0	1	2	12	0	0	.276	.308	.584	1
MINORS TOTALS		.199	90	251	39	50	79	9	1	6	23	2	0	17	34	90	7	3	.334	.315	.649	17

NOLL, JACOB — INF 2023 UPDATED STATS - MILB.COM

OD AGE: 29 **HT:** 6'2" **WT:** 213 **BATS:** R **THROWS:** R **BORN:** 3/8/94 Punta Gorda, Fla.
OBTAINED: Signed as a non-drafted free agent, June 20, 2016.

CAREER NOTES: **2022:** Led Washington's Minor League system in batting average (.300), doubles (28), RBI (69), slugging percentage (.494), OPS (.840), hits (131), extra-base hits (48) and total bases (216) in 118 games en route to being named Washington's Minor League Player of the Year...His 17 home runs ranked second in the organization...His 48 extra-base hits and 28 doubles were career highs and his 17 home runs matched the most he's hit in a season (2017)...From June 2 to July 30, he hit .360/.415/.606 with 13 doubles, three triples, eight homers, 31 RBI, 16 walks and 33 runs scored in 46 games. **2020:** Opened the season at Washington's Alternate Training Site... Was recalled on Sept. 14...Hit safely in five of the seven games he appeared in. **2019:** Made the Opening Day roster...Drew a bases-loaded walk in the bottom of the ninth inning on April 3 vs. Philadelphia to give Washington the walk-off, 9-8 victory...Recorded first Major League hit in first start on April 24 at Colorado, a double off German Marquez... Ranked fifth in Washington's system with 130 hits...Also ranked in runs (6th, 69), batting average (10th, .285) and total bases (10th, 187). **2018:** Named the recipient of the "Nationals Way" Award...His 72 RBI were the most in Washington's Minor League system, while his .291 batting average was good for eighth...He was named a Carolina League mid-season All-Star after ranking among league leaders in batting average (5th, .302), RBI (5th, 46) and hits (2nd, 80) during the season's first half...Was named an Organizational All-Star by MLB Pipeline.com. **2017:** His 74 RBI were tied for third-most in Washington's system...16 home runs with Hagerstown were tied for fifth in the league in only 108 games, while his 67 RBI were good for ninth...Was named a South Atlantic League Post-Season All-Star. **2016:** Reported to the GCL Nationals following the 2016 Draft...Following the season, was named a MLB Organization All-Star. **SIGNED BY:** Tyler Wilt

YEAR	CLUB	AVG	G	AB	R	H	TB	2B	3B	HR	RBI	SH	SF	HP	BB	SO	SB	CS	OBP	SLG	OPS	E
2016	GCL Nationals	.240	7	25	3	6	10	1	0	1	6	1	1	1	6	2	0	0	.394	.400	.794	0
2016	Auburn	.318	18	66	7	21	28	2	1	1	7	0	1	1	6	2	0	.343	.424	.767	5	
2016	Hagerstown	.259	32	116	21	30	45	4	1	3	15	0	1	2	7	16	2	0	.310	.388	.698	3
2017	Hagerstown	.270	108	400	51	108	179	19	2	16	67	2	8	8	20	64	12	4	.312	.448	.760	8
	Potomac	.190	17	58	5	11	18	2	1	1	7	1	1	0	5	12	0	1	.250	.310	.560	1
2018	Potomac	.302	66	265	47	80	122	12	3	8	46	0	2	3	19	51	3	1	.353	.460	.813	6
	Harrisburg	.278	66	237	35	66	85	8	1	3	26	1	3	5	14	39	4	1	.328	.359	.687	12
2019	Fredericksburg	.285	118	456	69	130	187	24	0	11	54	0	3	4	26	89	5	2	.327	.410	.737	20
	Washington	.167	8	12	1	2	3	1	0	0	2	0	0	0	1	4	0	0	.231	.250	.481	1
2020	Washington	.353	7	17	2	6	7	1	0	0	0	0	0	0	4	0	0	0	.353	.412	.765	0
2021	Rochester	.300	118	437	60	131	216	28	3	17	69	0	4	4	29	74	4	1	.346	.494	.840	11
2022	Rochester	.256	103	390	48	100	162	26	3	10	53	0	3	10	20	77	6	0	.307	.415	.722	7
	MLB TOTALS	.276	15	29	3	8	10	2	0	0	2	0	0	0	1	8	0	0	.300	.345	.645	1
	MINORS TOTALS	.279	653	2450	346	683	1052	126	15	71	350	5	27	38	148	432	37	10	.326	.429	.755	36

OBISPO, JUAN — OF 2023 UPDATED STATS - MILB.COM

OD AGE: 16 **HT:** 6'2" **WT:** 180 **BATS:** R **THROWS:** R **BORN:** 5/9/06 Villa Altigracia, DOM
OBTAINED: Signed as a non-drafted free agent, Jan. 15, 2023.

CAREER NOTES: **SIGNED BY:** Bolivar Pelletier

YEAR	CLUB	AVG	G	AB	R	H	TB	2B	3B	HR	RBI	SH	SF	HP	BB	SO	SB	CS	OBP	SLG	OPS	E
2022	SIGNED FOR 2023																					
	MINORS TOTALS																					

OCHOA LEYVA, NATHANIEL — SS 2023 UPDATED STATS - MILB.COM

OD AGE: 19 **HT:** 6'4" **WT:** 215 **BATS:** R **THROWS:** R **BORN:** 10/15/03, Burlington, ON, Canada **SCHOOL:** Notre Dame Catholic (ON, Canada)
OBTAINED: Selected in the fifth round of the 2022 First-Year Player Draft.

CAREER NOTES: **HIGH SCHOOL:** In 2022, he hit .421 with four doubles, two home runs and 13 RBI...Posted a .558 on-base percentage and walked 13 times while striking out just five times...He was ranked by Perfect Game as the No. 1 prep shortstop in the province of Ontario and was a member of the 2021 Canadian Junior National Team... Participated in the 2022 MLB Draft League, where hit .224 with three doubles, seven RBI and two stolen bases for the Trenton Thunder. **SIGNED BY:** Scott Ramsay

YEAR	CLUB	AVG	G	AB	R	H	TB	2B	3B	HR	RBI	SH	SF	HP	BB	SO	SB	CS	OBP	SLG	OPS	E
2022	FCL Nationals	.167	6	18	3	3	3	0	0	0	1	0	0	1	5	8	0	0	.375	.167	.542	3
	MINORS TOTALS	.167	6	18	3	3	3	0	0	0	1	0	0	1	5	8	0	0	.375	.167	.542	3

OGANDO, ADRIAN — RHP 2023 UPDATED STATS - MILB.COM

OD AGE: 19 **HT:** 6'2" **WT:** 190 **BATS:** R **THROWS:** R **BORN:** 11/20/03 Santo Domingo, DOM
OBTAINED: Signed as a non-drafted free agent, July 12, 2021.

CAREER NOTES: **SIGNED BY:** Bolivar Pelletier

YEAR	CLUB	W	L	ERA	G	GS	CG	SHO	SV	IP	H	R	ER	HR	HB	BB	SO	SO/9	WP	BK	BAA
2021	DSL Nationals	0	1	10.80	5	0	0	0	0	6.2	11	10	8	1	3	3	8	10.8	0	0	.379
2022	DSL Nationals	1	0	0.00	1	1	0	0	0	5.0	2	0	0	0	0	0	6	10.8	0	0	.133
	FCL Nationals	3	2	1.52	9	1	0	0	0	29.2	15	7	5	0	6	13	27	8.2	5	0	.153
	MINORS TOTALS	4	3	2.83	15	2	0	0	0	41.1	28	17	13	1	9	16	41	8.9	5	0	.197

OLIVEROS, DEIVER — RHP 2023 UPDATED STATS - MILB.COM

OD AGE: 19 **HT:** 6'7" **WT:** 180 **BATS:** R **THROWS:** R **BORN:** 6/25/03 San Felipe, VEN
OBTAINED: Signed as a non-drafted free agent, Sept. 19, 2022

CAREER NOTES: **SIGNED BY:** German Robles

YEAR	CLUB	W	L	ERA	G	GS	CG	SHO	SV	IP	H	R	ER	HR	HB	BB	SO	SO/9	WP	BK	BAA	
2022	DID NOT PITCH / Signed Late																					
	MINORS TOTALS																					



OTANEZ, JOHAN — RHP 2023 UPDATED STATS - MILB.COM

OD AGE: 21 **HT:** 6'1" **WT:** 199 **BATS:** R **THROWS:** R **BORN:** 2/19/02 Cotui, DOM
OBTAINED: Signed as a non-drafted free agent, Sept. 26, 2018.
CAREER NOTES: **2021:** Participated in Instructional League following the season. **SIGNED BY:** Carlos Ulloa

YEAR	CLUB	W	L	ERA	G	GS	CG	SHO	SV	IP	H	R	ER	HR	HB	BB	SO	SO/9	WP	BK	BAA
2018										DID NOT PITCH / Signed Late											
2019	DSL Nationals	1	4	5.02	11	9	0	0	0	43.0	37	28	24	2	10	28	23	4.8	12	0	.234
2020										DID NOT PITCH											
2021	FCL Nationals	2	1	5.89	11	3	0	0	0	18.2	16	17	12	0	5	21	23	11.3	7	0	.232
2022	FCL Nationals	4	2	5.50	11	3	0	0	0	37.2	38	28	23	4	5	30	35	8.36	10	1	.268
MINORS TOTALS		7	7	5.36	33	15	0	0	0	99.0	91	73	59	6	20	79	81	7.36	29	1	.247

PARKER, MITCHELL — LHP 2023 UPDATED STATS - MILB.COM

OD AGE: 23 **HT:** 6'4" **WT:** 225 **BATS:** L **THROWS:** L **BORN:** 9/27/99 Albuquerque, N.M. **SCHOOL:** San Jacinto College (Texas)
OBTAINED: Selected in the fifth round of the 2020 First-Year Player Draft.

CAREER NOTES: **2023:** Enters the season rated by *Baseball America* as Washington's No. 13 prospect and by MLB Pipeline.com as Washington's No. 24 prospect. **2022:** Started 24 games for High-A Wilmington, tied for the third-most of any pitcher in the South Atlantic League...Struck out a career-high 12 batters in 5.2 innings on July 7 at Winston Salem...His 12 strikeouts were tied for the most in a single game amongst Nationals farmhands and were the second-most by a South Atlantic League pitcher...Ranked among Nationals Minor League pitchers in strikeouts (T2nd, 117) and games started (T1st, 24)...He was one of three Nationals farmhands to throw a complete game...Entered the season rated by *Baseball America* as Washington's No. 21 prospect and by MLB Pipeline.com as the No. 16 prospect. **2021:** Ranked second in Washington's system with 144 strikeouts and 12.7 SO/9.0 IP and sixth with 101.2 innings pitched...His 12.7 strikeouts per 9.0 innings ranked sixth in all of Minor League baseball (min. 100.0 IP)...Named an MiLB.com Organization All-Star following the season. **2020:** Participated in Instructional League following the season. **COLLEGE:** Led NJCAA Division 1 with 64 strikeouts in 2020, his sophomore year at San Jacinto College...Went 5-0 with a 1.19 ERA (4 ER/30.1 IP). **SIGNED BY:** Brandon Larson.

YEAR	CLUB	W	L	ERA	G	GS	CG	SHO	SV	IP	H	R	ER	HR	HB	BB	SO	SO/9	WP	BK	BAA
2020										DID NOT PITCH											
2021	Fredericksburg	3	7	4.08	12	10	0	0	0	58.1	47	33	26	8	3	21	85	13.3	8	0	.215
	Wilmington	1	5	5.89	11	11	0	0	0	45.1	56	34	29	4	3	17	59	12.0	5	0	.303
2022	Wilmington	6	4	2.88	24	24	1	0	0	100.0	76	37	32	3	1	67	117	10.53	6	2	.208
MINORS TOTALS		10	16	3.88	47	45	1	0	0	201.2	179	104	87	15	7	105	261	11.65	19	2	.233

PEGUERO, FRANCYS — RHP 2023 UPDATED STATS - MILB.COM

OD AGE: 27 **HT:** 6'2" **WT:** 170 **BATS:** R **THROWS:** R **BORN:** 10/4/95 Hato Mayor, DOM
OBTAINED: Signed as a non-drafted free agent, June 14, 2013.

CAREER NOTES: **2019:** Made 17 starts for Single-A Hagerstown, posting a 2.95 ERA (30 ER/91.2 IP) with 80 strikeouts against 19 walks...Was promoted to Single-A Potomac on July 22, making nine appearances (four starts) and pitching to a 3.28 ERA (9 ER/24.2 IP). **2018:** Ranked fifth in the New York-Penn League with a 2.93 ERA...His 1.00 WHIP was good for second in the league. **2016:** In his first domestic season, went 3-1 with a 3.42 ERA in 14 games (five starts) between short-season Single-A Auburn and the GCL Nationals...In five starts, went 3-0 with a 2.38 ERA (6 ER/22.2 IP)...Struck out 19 batters with just three walks (6.33 SO/BB). **2015:** Began his career as an infielder, hitting 223 with two doubles, one homer, 14 RBI, six walks, one stolen base and 14 runs scored in 41 games from 2013-14...Transitioned to the mound in 2015. **SIGNED BY:** Modesto Ulloa

YEAR	CLUB	W	L	ERA	G	GS	CG	SHO	SV	IP	H	R	ER	HR	HB	BB	SO	SO/9	WP	BK	BAA
2013										DID NOT PITCH											
2014										DID NOT PITCH											
2015	DSL Nationals	3	1	1.82	22	0	0	0	12	34.2	22	7	7	2	2	7	52	13.5	7	0	.177
2016	Auburn	0	1	6.14	6	0	0	0	0	14.2	22	15	10	2	2	1	18	11.0	0	1	.324
	GCL Nationals	3	0	2.20	8	5	0	0	1	32.2	31	12	8	2	1	5	34	9.4	4	0	.269
2017										DID NOT PITCH / Injured											
2018	Auburn	5	3	2.93	14	13	0	0	0	67.2	54	22	22	7	4	14	46	6.1	6	1	.217
2019	Hagerstown	2	8	2.95	17	17	0	0	0	91.2	96	40	30	12	5	19	80	7.9	7	0	.264
	Potomac	1	1	3.28	9	4	0	0	0	24.2	24	10	9	4	0	0	24	8.8	2	0	.247
2020										DID NOT PITCH											
2021	Wilmington	2	4	3.61	26	3	0	0	1	52.2	47	23	21	9	4	18	50	8.6	6	0	.237
	Harrisburg	1	0	4.50	2	0	0	0	0	2.0	3	1	1	0	1	0	2	9.0	0	0	.333
2022	Harrisburg	2	7	4.89	35	0	0	0	1	57.0	43	36	31	7	3	27	55	8.68	2	0	.205
MINORS TOTALS		19	25	3.32	139	42	0	0	15	377.1	342	166	139	45	22	100	361	8.61	34	2	.236

**PEGUERO, JOEL — RHP****2023 UPDATED STATS - MILB.COM****OD AGE:** 25 **HT:** 5'11" **WT:** 160 **BATS:** R **THROWS:** R **BORN:** 5/5/97 Santo Domingo, DOM**OBTAINED:** Signed as a minor league free agent, Jan, 3, 2023.

CAREER NOTES: **2022:** Set career highs in games (50), innings pitched (56.2) and strikeouts (tied, 52)...Allowed one earned run or fewer in 31 of his 40 appearances and added 13 multi-inning relief outings...Had his best month in May, recording a 2.31 ERA (3 ER/11.2 IP) with 13 strikeouts and did not allow a homer...Was traded to Colorado on Aug. 5...Ranked tied for third among Durham pitchers with 32 appearances at the time of the trade...Picked up his lone save of the season on Sept. 14 vs. Oklahoma City. **2021:** After going 0-4 with a 7.50 ERA (15 ER/18.0 IP) over his first 13 games, he pitched to a 0.64 ERA (1 ER/14.0 IP) over his next 11 outings...Made his Triple-A debut on Sept. 30 vs. Norfolk, tossing a pair of scoreless innings with four strikeouts...Fanned four of the eight batters he faced in two games with Triple-A Durham. **2020:** Did not pitch. **2019:** Posted a career-best 2.85 ERA over 31 games...Went 16-for-20 on save opportunities, ranking second in the Midwest League and pacing all Tampa Bay farmhands in saves...Concluded the season with eight consecutive scoreless appearances, tossing 9.2 innings while permitting only three hits in that span (.100 opp. AVG). **2018:** Went 0-2 with an 11.25 ERA (20 ER/16.0 IP) in six starts compared to 1-0 with a 3.78 ERA (7 ER/16.2 IP) in eight relief appearances...Struck out a career-high seven batters on June 22 vs. Danville. **SIGNED BY:** Daniel Santana (TB)

YEAR	CLUB	W	L	ERA	G	GS	CG	SHO	SV	IP	H	R	ER	HR	HB	BB	SO	SO/9	WP	BK	BAA
2016	DSL Rays 2	2	3	3.43	16	2	0	0	3	42.0	39	17	16	1	1	19	26	5.57	8	0	.244
2017	Princeton	3	5	8.12	13	10	0	0	0	44.1	67	43	40	5	2	11	31	6.29	10	1	.347
2018	Princeton	1	2	7.44	14	6	0	0	0	32.2	43	32	27	4	3	18	38	10.47	3	0	.316
2019	Bowling Green	3	4	2.85	31	0	0	0	16	47.1	42	19	15	1	3	11	44	8.37	6	0	.240
2020	DID NOT PITCH																				
2021	Montgomery	4	8	4.50	37	3	0	0	3	54.0	53	32	27	2	4	22	48	8.00	7	1	.257
	Durham	0	0	0.00	2	0	0	0	0	2.1	0	0	0	0	0	1	4	15.43	0	0	.000
2022	Durham	2	1	4.58	32	4	0	0	0	39.1	37	23	20	5	2	24	33	7.55	5	2	.252
	Albuquerque	1	0	5.19	18	0	0	0	1	17.1	24	10	10	2	1	11	19	9.87	1	0	.329
MINORS TOTALS		16	23	4.99	163	25	0	0	23	279.1	305	176	155	20	16	117	243	7.83	40	4	.278

PENA, ANGEL — RHP**2023 UPDATED STATS - MILB.COM****OD AGE:** 18 **HT:** 6'0" **WT:** 190 **BATS:** R **THROWS:** R **BORN:** 9/30/04 Samana, DOM**OBTAINED:** Signed as a non-drafted free agent, Sept. 16, 2022.**CAREER NOTES:** **SIGNED BY:** Bolivar Pelletier

YEAR	CLUB	W	L	ERA	G	GS	CG	SHO	SV	IP	H	R	ER	HR	HB	BB	SO	SO/9	WP	BK	BAA
2022	DID NOT PITCH / Signed Late																				

MINORS TOTALS**PENA, MALVIN — RHP****2023 UPDATED STATS - MILB.COM****OD AGE:** 24 **HT:** 6'2" **WT:** 180 **BATS:** R **THROWS:** R **BORN:** 6/24/97 Santo Domingo, DOM**OBTAINED:** Signed as a non-drafted free agent, June 6, 2014.

CAREER NOTES: **2022:** Provided scoreless relief in seven of nine appearances May 31 - June 28...Earned promotion on July 6 to Double-A Harrisburg. **2020:** Entered the season rated as the No. 25 prospect in Washington's system by *Baseball America* and the No. 21 prospect by MLB Pipeline.com. **2019:** Made a career-high 23 starts for Single-A Potomac...Struck out a career-high nine batters on April 14 at Winston-Salem...Entered the season rated as the No. 28 prospect in Washington's system by *Baseball America*. **SIGNED BY:** Modesto Ulloa

YEAR	CLUB	W	L	ERA	G	GS	CG	SHO	SV	IP	H	R	ER	HR	HB	BB	SO	SO/9	WP	BK	BAA
2014	DSL Nationals	1	1	5.46	13	3	0	0	0	29.2	37	23	18	2	1	11	21	6.4	5	1	.306
2015	DID NOT PITCH																				
2016	DSL Nationals	0	2	11.37	2	2	0	0	0	6.1	6	9	8	0	0	7	5	7.1	0	0	.240
2017	Auburn	0	0	3.86	2	0	0	0	1	7.0	10	3	3	0	1	4	5	6.4	0	0	.357
	GCL Nationals	1	3	5.44	10	7	0	0	0	41.1	45	29	25	7	1	18	39	8.5	5	0	.274
2018	Auburn	3	0	1.80	4	4	0	0	0	20.0	20	5	4	0	0	3	20	9.0	2	1	.253
	Hagerstown	3	1	3.60	6	6	0	0	0	30.0	37	15	12	1	0	4	27	8.1	2	2	.289
2019	Potomac	5	9	6.20	23	23	1	0	0	107.1	112	80	74	20	11	38	87	7.3	1	1	.265
2020	DID NOT PITCH																				
2021	Fredericksburg	0	1	7.50	3	0	0	0	0	6.0	6	9	5	3	0	5	4	6.0	0	0	.240
	Wilmington	1	3	4.70	22	0	0	0	2	38.2	34	22	20	4	7	22	29	6.8	1	2	.231
	Harrisburg	0	1	9.72	5	0	0	0	0	8.2	10	9	9	2	1	4	6	6.5	0	0	.313
2022	Wilmington	2	2	3.00	21	0	0	0	1	33.0	19	13	11	2	3	12	41	11.18	5	0	.168
	Harrisburg	0	0	3.00	14	0	0	0	0	18.0	13	7	6	3	0	4	18	9.00	2	0	.206
MINORS TOTALS		16	23	5.08	125	45	1	0	4	345.1	349	224	195	44	25	132	302	7.87	23	7	.259



PENA, WIANDEL — INF 2023 UPDATED STATS - MILB.COM

OD AGE: 22 **HT:** 5'8" **WT:** 162 **BATS:** S **THROWS:** R **BORN:** 11/22/00 Azua, DOM
OBTAINED: Signed as a non-drafted free agent, July 2, 2017.

CAREER NOTES: 2022: Ranked among Nationals farmhands in triples (T2nd, 8) and walks (3rd, 60)...Had a nine-game hitting streak April 21 - May 5, including four multi-hit games...Promoted to High-A Wilmington on Aug. 9...At the time of his promotion, his .230 average was third-best among Single-A Fredericksburg hitters. 2021: Entered the season rated by MLB Pipeline.com as the No. 20 prospect in Washington's Minor League system. 2020: Participated in Instructional League following the season. 2019: His .359 AVG (47-for-131) was the highest among qualified Nationals farmhands, while his .936 OPS ranked fourth...His 47 hits were tied for seventh-most in the GCL...Hit safely in 11 straight games from August 8-27, going 22-for-44 (.500). **SIGNED BY:** Pablo Arias

YEAR	CLUB	AVG	G	AB	R	H	TB	2B	3B	HR	RBI	SH	SF	HP	BB	SO	SB	CS	OBP	SLG	OPS	E
DID NOT PLAY / Signed Late																						
2018	DSL Nationals	.250	65	240	49	60	86	13	5	1	24	2	0	6	47	51	4	2	.386	.358	.744	16
2019	GCL Nationals	.359	37	131	27	47	63	10	3	0	15	0	0	2	21	31	6	3	.455	.481	.935	8
DID NOT PLAY																						
2021	Fredericksburg	.214	78	295	46	63	90	11	2	4	26	1	1	0	34	88	10	4	.294	.305	.599	15
2022	Fredericksburg	.230	82	296	60	68	107	11	5	6	41	5	3	0	48	95	30	3	.334	.361	.695	11
	Wilmington	.227	26	97	8	22	33	5	3	0	11	2	0	0	12	31	4	4	.312	.340	.652	3
MINORS TOTALS		.246	288	1059	190	260	379	50	18	11	117	10	4	8	162	296	54	16	.349	.358	.707	30

PENA, WILFERY — RHP 2023 UPDATED STATS - MILB.COM

OD AGE: 17 **HT:** 6'2" **WT:** 170 **BATS:** R **THROWS:** R **BORN:** 4/20/05
OBTAINED: Signed as a non-drafted free agent, July 29, 2022.

CAREER NOTES: **SIGNED BY:** XXXX

YEAR	CLUB	W	L	ERA	G	GS	CG	SHO	SV	IP	H	R	ER	HR	HB	BB	SO	SO/9	WP	BK	BAA
2022	DSL Nationals	0	1	1.93	4	0	0	0	0	4.2	2	1	1	0	3	2	8	15.4	2	1	.133
MINORS TOTALS		0	1	1.93	4	0	0	0	0	4.2	2	1	1	0	3	2	8	15.4	2	1	.133

PEOPLES, NICK — OF 2023 UPDATED STATS - MILB.COM

OD AGE: 18 **HT:** 6'5" **WT:** 205 **BATS:** S **THROWS:** R **BORN:** 7/24/04 Camp Pendleton, Calif. **SCHOOL:** Northview (Calif.) High School

OBTAINED: Selected in the 12th round of the 2022 First-Year Player Draft.

CAREER NOTES: **SIGNED BY:** Bob Hamelin

YEAR	CLUB	AVG	G	AB	R	H	TB	2B	3B	HR	RBI	SH	SF	HP	BB	SO	SB	CS	OBP	SLG	OPS	E
DID NOT PLAY																						
MINORS TOTALS																						

PEREZ, DOIMIL — RHP 2023 UPDATED STATS - MILB.COM

OD AGE: 18 **HT:** 6'3" **WT:** 170 **BATS:** R **THROWS:** R **BORN:** 11/3/03 Azua, DOM

OBTAINED: Signed as a non-drafted free agent, Jan. 15, 2021.

CAREER NOTES: **SIGNED BY:** Modesto Ulloa

YEAR	CLUB	W	L	ERA	G	GS	CG	SHO	SV	IP	H	R	ER	HR	HB	BB	SO	SO/9	WP	BK	BAA	
DID NOT PITCH / Signed Late																						
2021	DSL Nationals	1	2	4.67	10	6	0	0	0	27.0	25	17	14	3	6	4	30	10.0	1	0	.250	
2022	DSL Nationals	2	2	2.76	13	6	0	0	0	32.2	22	14	10	0	1	12	28	7.7	7	0	.188	
MINORS TOTALS		3	4	3.62	23	12	0	0	0	59.2	47	31	24	3	7	16	58	8.8	8	0	.217	

PEREZ, MARLON — LHP 2023 UPDATED STATS - MILB.COM

OD AGE: 22 **HT:** 5'10" **WT:** 180 **BATS:** L **THROWS:** L **BORN:** 3/16/00 Havana, Cuba

OBTAINED: Signed as a non-drafted free agent, Jan. 15, 2022.

CAREER NOTES: **SIGNED BY:** Modesto Ulloa

YEAR	CLUB	W	L	ERA	G	GS	CG	SHO	SV	IP	H	R	ER	HR	HB	BB	SO	SO/9	WP	BK	BAA	
DID NOT PITCH / Signed Late																						
2022	Fredericksburg	2	3	3.46	28	0	0	0	2	41.2	29	18	16	2	3	13	47	10.2	0	0	.192	
MINORS TOTALS		2	3	3.46	28	0	0	0	2	41.2	29	18	16	2	3	13	47	10.2	0	0	.192	

PEREZ, WILMER — C 2023 UPDATED STATS - MILB.COM

OD AGE: 24 **HT:** 5'10" **WT:** 205 **BATS:** R **THROWS:** R **BORN:** 4/16/98 Valencia, VEN

OBTAINED: Signed as a non-drafted free agent, July 2, 2016.

CAREER NOTES: 2020: Participated in Instructional League following the season. 2019: Matched a career-high with three home runs. 2017: Ranked among DSL hitters in doubles (15th, 17). **SIGNED BY:** Ronald Morillo

YEAR	CLUB	AVG	G	AB	R	H	TB	2B	3B	HR	RBI	SH	SF	HP	BB	SO	SB	CS	OBP	SLG	OPS	E
DID NOT PLAY / Signed Late																						
2017	DSL Nationals	.313	61	224	34	70	104	17	4	3	34	0	3	7	20	38	5	3	.382	.464	.846	5
2018	GCL Nationals	.310	29	100	21	31	40	6	0	1	21	0	5	2	6	14	2	0	.345	.400	.745	5
	Auburn	.476	6	21	4	10	13	3	0	0	5	0	0	0	5	3	0	0	.577	.619	1.196	0
2019	Auburn	.221	40	145	16	32	47	6	0	3	16	0	2	2	10	18	2	1	.277	.324	.601	2
DID NOT PLAY																						
2021	Wilmington	.206	15	34	1	7	8	1	0	0	3	0	1	1	2	10	0	0	.263	.235	.498	
	Harrisburg	1.000	1	3	1	3	4	1	0	0	2	0	1	0	0	0	0	0	.750	1.333	2.083	0
	Rochester	.000	4	4	0	0	0	0	0	0	0	0	0	0	1	3	0	0	.200	.000	.200	0
2022	Rochester	.296	11	27	5	8	15	2	1	1	6	2	0	0	1	5	0	0	.321	.556	.877	0
	Harrisburg	.233	9	30	3	7	7	0	0	1	0	1	0	1	2	4	0	0	.273	.233	.506	1
	Wilmington	.500	1	4	0	2	2	0	0	0	0	0	0	0	0	0	0	0	.500	.500	1.000	0
MINORS TOTALS		.287	177	592	85	170	240	36	5	8	88	2	13	12	47	95	9	4	.345	.405	.750	13

PETERSON, TODD — RHP **2023 UPDATED STATS - MILB.COM**

OD AGE: 24 **HT:** 6'3" **WT:** 226 **BATS:** R **THROWS:** R **BORN:** 1/22/98 St. Petersburg, Fla. **SCHOOL:** Louisiana State University
OBTAINED: Selected in the seventh round of the 2019 First-Year Player Draft.

CAREER NOTES: 2022: Tossed scoreless relief in each of his final eight games (9.0 IP)...Allowed just six hits with one walk and 11 strikeouts over the span...Converted both of his save opportunities during the stretch. 2021: Took part in his first Major League Spring Training...Went 2-1 with three saves and a 3.82 ERA in 20 games (three starts) between High-A Wilmington and the FCL Nationals...Recorded three saves, a 1.69 ERA (3 ER/16.0 IP), 16 strikeouts, four walks and a .172 opponents' batting average in 10 outings from Aug. 6 through the end of the season...Went 1-0 with a 2.61 ERA (3 ER/10.1 IP) and eight strikeouts in eight games for Surprise in the Arizona Fall League. 2020: Participated in Instructional League following the season. 2019: Assigned to the GCL Nationals following the 2019 First-Year Player Draft before being promoted to short-season Single-A Auburn on July 5. **COLLEGE:** Graduated from Lake Mary (Fla.) High School...Attended Louisiana State University...Went 5-2 with three saves, a 3.83 ERA (19 ER/44.2 IP) and 40 strikeouts in 28 games (one start) for the Tigers in 2019. **SIGNED BY:** Brandon Larson

YEAR	CLUB	W	L	ERA	G	GS	CG	SHO	SV	IP	H	R	ER	HR	HB	BB	SO	SO/9	WP	BK	BAA
2019	GCL Nationals	0	0	9.00	1	0	0	0	0	2.0	4	2	2	0	0	2	9.0	0	0	.400	
	Auburn	2	1	3.19	9	5	0	0	0	36.2	34	18	13	2	1	11	24	5.9	3	0	.243
2020										DID NOT PITCH											
2021	Wilmington	1	1	4.15	18	3	0	0	3	30.1	28	19	14	4	1	12	32	9.5	1	0	.237
	FCL Nationals	1	0	1.80	2	0	0	0	0	5.0	3	1	1	0	0	1	4	7.2	0	0	.158
2022	Fredericksburg	0	2	5.09	14	0	0	0	2	17.2	19	12	10	4	3	4	21	10.7	1	0	.264
MINORS TOTALS		4	4	3.93	44	8	0	0	5	91.2	88	52	40	10	5	28	83	8.2	5	0	.245

PETTIGREW, ZION — SS **2023 UPDATED STATS - MILB.COM**

OD AGE: 24 **HT:** 6'1" **WT:** 175 **BATS:** R **THROWS:** R **BORN:** 12/20/98 Chicago, Ill. **SCHOOL:** University of Illinois-Springfield
OBTAINED: Signed as a non-drafted free agent, July 25, 2022.

CAREER NOTES: **COLLEGE:** Hit a team-high .420 in his senior season at Illinois-Springfield...Led the team with 28 home runs and 95 RBI...Attended Mount Carmel High School...All-conference performer as a senior...Batted .404 that year with eight home runs and 52 RBI...Helped lead his team to the 2015 state championship game and a conference title...Ranked as the No. 1 shortstop in Illinois and the eighth-best prospect overall by Prep Baseball Report. **SIGNED BY:** James Goodwin

YEAR	CLUB	AVG	G	AB	R	H	TB	2B	3B	HR	RBI	SH	SF	HP	BB	SO	SB	CS	OBP	SLG	OPS	E
2022	Fredericksburg	.192	16	52	5	10	12	2	0	0	2	0	0	0	6	15	4	0	.276	.231	.507	2
MINORS TOTALS		.192	16	52	5	10	12	2	0	0	2	0	0	0	6	15	4	0	.276	.231	.507	2

POGUE, NICHOLAS — RHP **2023 UPDATED STATS - MILB.COM**

OD AGE: 23 **HT:** 6'5" **WT:** 235 **BATS:** R **THROWS:** R **BORN:** 9/13/99 Melbourne, Fla. **SCHOOL:** University of Florida
OBTAINED: Signed as a non-drafted free agent, Aug. 8, 2022.

CAREER NOTES: **COLLEGE:** Concluded Gators career with a 6-5 record and 4.59 ERA across 84.1 innings...Made 34 appearances and 16 starts while pitching in parts of three seasons at Florida...Accumulated 86 strikeouts, 28 walks and 80 hits allowed while holding opposing hitters to a .249 batting average...Originally selected by the Colorado Rockies in the 33rd round of the 2018 First-Year Player Draft out of Eau Gallie High School. **SIGNED BY:** Alex Morales

YEAR	CLUB	W	L	ERA	G	GS	CG	SHO	SV	IP	H	R	ER	HR	HB	BB	SO	SO/9	WP	BK	BAA
2022	FCL Nationals	0	0	0.00	3	1	0	0	0	4.0	3	1	0	0	0	0	3	6.8	0	0	.214
MINORS TOTALS		0	0	0.00	3	1	0	0	0	4.0	3	1	0	0	0	0	3	6.8	0	0	.214

POLANCO, BRYAN — RHP **2023 UPDATED STATS - MILB.COM**

OD AGE: 21 **HT:** 6'2" **WT:** 190 **BATS:** R **THROWS:** R **BORN:** 9/12/01 Santo Domingo, DOM
OBTAINED: Signed as a non-drafted free agent, July 12, 2021.

CAREER NOTES: **SIGNED BY:** Bolivar Pelletier

YEAR	CLUB	W	L	ERA	G	GS	CG	SHO	SV	IP	H	R	ER	HR	HB	BB	SO	SO/9	WP	BK	BAA
2021	DSL Nationals	1	0	7.04	5	0	0	0	0	7.2	9	6	6	0	1	2	11	12.9	2	0	.300
2022	DSL Nationals	4	3	3.51	11	7	0	0	1	41.0	31	22	16	4	8	21	49	10.8	5	0	.204
MINORS TOTALS		5	3	4.07	16	7	0	0	1	48.2	40	28	22	4	9	23	60	11.1	7	0	.220

PORTORREAL LEURIS — RHP 2023 UPDATED STATS - MILB.COM

OD AGE: 17 **HT:** 6'3" **WT:** 160 **BATS:** R **THROWS:** R **BORN:** 8/13/05 Salcedo, DOM
OBTAINED: Signed as a non-drafted free agent, Jan. 15, 2023.
CAREER NOTES: **SIGNED BY:** Alex Rodriguez

YEAR	CLUB	W	L	ERA	G	GS	CG	SHO	SV	IP	H	R	ER	HR	HB	BB	SO	SO/9	WP	BK	BAA
2022	SIGNED FOR 2023																				

MINORS TOTALS

POWELL HOLDEN — RHP 2023 UPDATED STATS - MILB.COM

OD AGE: 23 **HT:** 6'0" **WT:** 212 **BATS:** R **THROWS:** R **BORN:** 9/9/99 Visalia, Calif. **SCHOOL:** UCLA
OBTAINED: Selected in the third round of the 2020 First-Year Player Draft.

CAREER NOTES: **2021:** Entered the season rated by *Baseball America* as the No. 28 prospect and by MLB Pipeline.com as the No. 29 prospect in Washington's Minor League system...Participated in Instructional League following the season. **2020:** Participated in Instructional League following the season. **COLLEGE:** Made eight appearances out of the bullpen in 2020, recording three saves with a 0.00 ERA (0 ER/9.1 IP) and 20 strikeouts en route to being named a Second-Team All-American by *Collegiate Baseball*...He recorded 65 strikeouts, 17 saves and a .121 opponents' batting average during his sophomore season in 2019...The 17 saves were second-most in the nation in 2019 and ranked second all-time in UCLA single-season history...In three collegiate seasons, he recorded 26 saves, a 2.26 ERA (23 ER/91.2 IP) and 107 strikeouts in 77 games.
SIGNED BY: Steve Leavitt

YEAR	CLUB	W	L	ERA	G	GS	CG	SHO	SV	IP	H	R	ER	HR	HB	BB	SO	SO/9	WP	BK	BAA
2020	DID NOT PITCH																				
2021	FCL Nationals	0	0	7.36	3	1	0	0	0	5.2	4	3	3	1	0	1	7	11.1	0	0	.267
	Wilmington	0	0	9.00	1	0	0	0	0	1.0	1	1	1	0	0	2	0	0.0	1	0	.333
2022	FCL Nationals	1	0	0.00	2	1	0	0	0	3.0	1	0	0	0	0	2	5	15.0	0	0	.111
	Fredericksburg	0	1	5.68	10	0	0	0	0	12.2	14	9	8	0	2	7	9	6.4	2	0	.286
MINORS TOTALS		1	1	5.31	16	2	0	0	0	20.1	20	13	12	1	2	12	21	9.3	3	0	.263

QUINTANA ROISMAR — OF 2023 UPDATED STATS - MILB.COM

OD AGE: 20 **HT:** 6'1" **WT:** 225 **BATS:** R **THROWS:** R **BORN:** 2/6/03 Caracas, VEN
OBTAINED: Signed as a non-drafted free agent, July 2, 2019.

CAREER NOTES: **2023:** Enters the season rated by MLB Pipeline.com and *Baseball America* as Washington's No. 17 prospect. **2022:** Led the Florida Complex League Nationals with five home runs...His 52 hits ranked second in the FCL, while his 41 runs scored were tied for the most in the FCL...He also ranked in the FCL in total bases (3rd, 79), batting average (8th, .289), slugging percentage (8th, .439), extra-base hits (T8th, 16), OPS (10th, .781) and runs scored (T1st, 41)...Entered the season rated by *Baseball America* as the No. 25 prospect and by MLB Pipeline.com as the No. 15 prospect in Washington's Minor League system. **2021:** Entered the season rated by *Baseball America* as the No. 20 prospect and by MLB Pipeline.com as the No. 13 prospect in Washington's Minor League system...Participated in Instructional League following the season. **2020:** Participated in Instructional League following the season. **SIGNED BY:** Ronald Morillo.

YEAR	CLUB	AVG	G	AB	R	H	TB	2B	3B	HR	RBI	SH	SF	HP	BB	SO	SB	CS	OBP	SLG	OPS	E
2019	DID NOT PLAY / Signed Late																					
2020	DID NOT PLAY																					
2021	FCL Nationals	.308	7	13	3	4	9	2	0	1	5	0	0	1	6	5	0	0	.550	.692	1.242	0
2022	FCL Nationals	.289	50	180	41	52	79	10	1	5	28	0	3	7	9	46	3	1	.342	.439	.781	1
MINORS TOTALS		.290	57	193	44	56	88	12	1	6	33	0	3	8	15	51	3	1	.361	.456	.817	1

QUINTANILLA COLE — RHP 2023 UPDATED STATS - MILB.COM

OD AGE: 23 **HT:** 6'5" **WT:** 223 **BATS:** R **THROWS:** R **BORN:** 5/13/99 Austin, Texas **SCHOOL:** University of Texas

OBTAINED: Selected in the ninth round of the 2021 First-Year Player Draft.
CAREER NOTES: **2022:** Did not allow an earned run all season and provided scoreless relief in five of his seven appearances...Started his first professional game on July 12. **2021:** Participated in Instructional League following the season. **COLLEGE:** Went 5-1 with a 1.35 ERA (6 ER/40.0 IP) in 26 appearances out of the bullpen for Texas in 2021...He struck out 42 batters, allowed just two home runs and held opposing batters to a .165 batting average during his third collegiate season. **SIGNED BY:** Brandon Larson

YEAR	CLUB	W	L	ERA	G	GS	CG	SHO	SV	IP	H	R	ER	HR	HB	BB	SO	SO/9	WP	BK	BAA
2021	FCL Nationals	0	0	0.00	1	0	0	0	0	1.0	1	0	0	0	0	0	1	9.0	0	0	.250
	Fredericksburg	0	2	4.50	5	0	0	0	2	6.0	5	4	3	0	4	7	10.5	2	0	0	.238
2022	FCL Nationals	1	0	0.00	7	1	0	0	0	8.0	7	3	0	0	2	1	10	11.3	1	0	.219
MINORS TOTALS		1	2	1.80	13	1	0	0	2	15.0	13	7	3	0	2	5	18	10.8	3	0	.228

RAMIREZ, ALDO — RHP

2023 UPDATED STATS - MILB.COM

OD AGE: 20 **HT:** 6'0" **WT:** 195 **BATS:** R **THROWS:** R **BORN:** 5/6/01 Aguascalientes, MEX**OBTAINED:** Acquired from Boston in exchange for OF Kyle Schwarber, July 29, 2021.**CAREER NOTES:** 2023: Enters the season as Washington's No. 29 prospect according to MLB Pipeline.com. 2022: Entered the season as Washington's No. 13 prospect according to *Baseball America* and the No. 11 prospect per MLB Pipeline.com. 2021: Entered the season ranked by *Baseball America* as the Red Sox' No. 22 prospect...Participated in Instructional League following the season. 2019: At 18 years old, was the youngest player in the New York-Penn League...Paced Lowell in nearly every pitching category. 2018: Signed by Boston as a non-drafted free agent, April 18, 2018...Was signed out of the Mexican League at the age of 17...Was 12 years younger than the average player age. **SIGNED BY:** Sotero Torres, Eddie Romero and Todd Claus (BOS)

YEAR	CLUB	W	L	ERA	G	GS	CG	SHO	SV	IP	H	R	ER	HR	HB	BB	SO	SO/9	WP	BK	BAA
2018	Aguascalientes (MX)	0	0	5.68	5	0	0	0	0	7.1	7	4	4	2	0	6	3	4.3	1	0	.292
	DSL Red Sox I	1	2	0.39	5	5	0	0	0	23.0	10	7	1	0	2	3	17	6.7	3	0	.127
2019	Lowell	2	3	3.94	14	13	0	0	0	63.2	59	31	27	5	3	16	63	9.2	7	0	.245
2020										DID NOT PITCH											
2021	Salem	1	1	2.03	8	8	0	0	0	31.0	27	9	7	1	0	8	32	9.3	3	0	.221
	FCL Nationals	1	1	8.22	4	2	0	0	0	9.2	9	8	7	0	1	4	3	3.5	0	0	.300
2022										DID NOT PITCH / Injured											
	MINORS TOTALS	5	7	3.19	36	28	0	0	0	131.2	112	59	46	8	6	37	118	8.2	14	0	.226
	MEXICAN LG. TOTALS	0	0	5.68	5	0	0	0	0	7.1	7	4	4	2	0	6	3	4.3	1	0	.292

RAMIREZ, ENMANUEL — CF

2023 UPDATED STATS - MILB.COM

OD AGE: 19 **HT:** 6'1" **WT:** 170 **BATS:** R **THROWS:** R **BORN:** 11/5/03 Santo Domingo, DOM**OBTAINED:** Signed as a non-drafted free agent, Jan. 15, 2021.**CAREER NOTES:** 2022: Reached base safely in 12 of his last 13 starts, collecting hits in 11 of those games...Had a season-high six-game hitting streak, Aug. 2-9...Started July on a five-game hitting streak, going 9-for-15 (.600) with two doubles, two triples and four runs scored. **SIGNED BY:** Riki Vasquez

YEAR	CLUB	AVG	G	AB	R	H	TB	2B	3B	HR	RBI	SH	SF	HP	BB	SO	SB	CS	OBP	SLG	OPS	E
2020										DID NOT PLAY												
2021	DSL Nationals	.168	42	131	16	22	33	5	0	2	15	0	1	1	11	34	4	2	.236	.252	.488	1
2022	DSL Nationals	.231	50	156	21	36	56	7	5	1	18	1	2	1	16	31	5	1	.303	.359	.662	2
	MINORS TOTALS	.202	92	287	37	58	89	12	5	3	33	1	3	2	27	65	9	3	.273	.310	.583	3

RAMIREZ, REILIN — RHP

2023 UPDATED STATS - MILB.COM

OD AGE: 18 **HT:** 6'2" **WT:** 180 **BATS:** R **THROWS:** R **BORN:** 5/19/04 Santo Domingo, DOM**OBTAINED:** Signed as a non-drafted free agent, Dec. 12, 2022.**CAREER NOTES:** **SIGNED BY:** Virgilio De Leon

YEAR	CLUB	W	L	ERA	G	GS	CG	SHO	SV	IP	H	R	ER	HR	HB	BB	SO	SO/9	WP	BK	BAA	
2022										SIGNED FOR 2023												
	MINORS TOTALS																					

REYES, JUAN — LHP

2023 UPDATED STATS - MILB.COM

OD AGE: 18 **HT:** 6'2" **WT:** 180 **BATS:** L **THROWS:** L **BORN:** 3/20/05 Arraijan, PAN**OBTAINED:** Signed as a non-drafted free agent, Jan. 15, 2023.**CAREER NOTES:** **SIGNED BY:** Miguel Ruiz

YEAR	CLUB	W	L	ERA	G	GS	CG	SHO	SV	IP	H	R	ER	HR	HB	BB	SO	SO/9	WP	BK	BAA	
2022										SIGNED FOR 2023												
	MINORS TOTALS																					

REYES, LUIS — RHP 2023 UPDATED STATS - MILB.COM

OD AGE: 27 **HT:** 6'2" **WT:** 175 **BATS:** R **THROWS:** R **BORN:** 9/26/94 Sabana Grande de Palenque, DOM

OBTAINED: Signed as a Minor League free agent, Nov. 8, 2021.

CAREER NOTES: **2022:** Ranked among Nationals Minor Leaguers in ERA (6th, 5.80), strikeouts (4th, 114), innings pitched (3rd, 121.0), opp. AVG (4th, .255) and WHIP (6th, 1.52)...Struck out a career-high 12 batters in 6.1 innings of work at Richmond on Aug. 30. **2021:** Led Nationals Minor Leaguers with 126.2 innings pitched and 24 starts...Was tied for second with seven wins and ranked sixth with 109 strikeouts. **2019:** Made 31 appearances (seven starts) for Single-A Potomac...His 10 strikeouts across 4.0 scoreless relief innings on Aug. 16 at Winston-Salem matched a career high...Entered the season rated as the organization's No. 24 prospect by MLB Pipeline.com. **2018:** Made 12 starts for Double-A Harrisburg...His five wins were tied for fifth on the club. **2017:** Led Washington's system and ranked fifth in the Carolina League with 133 strikeouts...Also ranked third in the CL in innings pitched (143.1) and tied for seventh with eight wins...Was named Carolina League Pitcher of the Week on June 11 after tossing a career-high 8.0 innings, allowing no runs on just two hits with 10 strikeouts on June 8 against Down East. **SIGNED BY:** Pablo Arias (WSH)

YEAR	CLUB	W	L	ERA	G	GS	CG	SHO	SV	IP	H	R	ER	HR	HB	BB	SO	SO/9	WP	BK	BAA
2012																					
										DID NOT PITCH / Signed Late											
2013	DSL Nationals	5	3	2.82	12	12	0	0	0	54.1	38	19	17	1	11	20	65	10.8	10	1	.199
	GCL Nationals	0	1	6.75	1	1	0	0	0	4.0	4	3	3	1	1	2	1	2.3	0	0	.267
2014	GCL Nationals	1	4	4.42	9	5	0	0	0	36.2	40	19	18	1	4	12	24	5.9	7	0	.282
	Auburn	0	1	2.63	5	5	0	0	0	24.0	19	7	7	1	2	6	19	7.1	2	0	.218
2015	Hagerstown	6	7	4.82	24	24	0	0	0	117.2	117	79	63	10	9	50	72	5.5	13	1	.267
2016	Potomac	4	8	5.60	14	14	0	0	0	70.2	69	50	44	7	6	46	46	5.9	3	2	.260
	Auburn	0	1	1.12	3	3	0	0	0	8.0	6	4	1	0	0	1	3	3.4	3	0	.200
	Hagerstown	0	2	2.81	3	3	0	0	0	16.0	17	9	5	2	2	7	7	3.9	1	0	.274
2017	Potomac	8	13	4.33	26	26	0	0	0	143.1	149	77	69	19	8	56	133	8.4	17	3	.268
2018	Harrisburg	5	6	5.18	12	12	0	0	0	64.1	67	39	37	9	4	32	36	5.0	3	0	.273
	GCL Nationals	0	1	4.50	2	2	0	0	0	4.0	5	3	2	0	0	0	3	6.8	0	0	.278
	Auburn	0	0	0.00	2	2	0	0	0	7.0	2	0	0	0	0	2	7	9.0	0	0	.087
2019	Potomac	5	5	4.81	31	7	0	0	0	76.2	69	46	41	2	5	35	78	9.2	5	0	.236
2020																					
										DID NOT PITCH											
2021	Harrisburg	7	6	4.76	16	15	0	0	0	85.0	80	46	45	15	5	32	81	8.6	5	0	.252
	Rochester	0	5	6.05	9	9	0	0	0	41.2	45	30	28	4	6	27	28	6.0	2	1	.278
2022	Harrisburg	6	8	4.76	21	17	0	0	0	107.2	91	63	57	13	6	53	103	8.6	8	1	.233
	Rochester	0	1	14.18	5	4	0	0	0	13.1	24	23	21	4	3	16	11	7.4	2	0	.393
MINORS TOTALS		47	72	4.71	195	161	0	0	0	874.1	842	517	458	89	72	397	717	7.4	81	9	.256

RIBALTA, ORLANDO — RHP 2023 UPDATED STATS - MILB.COM

OD AGE: 25 **HT:** 6'7" **WT:** 245 **BATS:** R **THROWS:** R **BORN:** 3/5/98 Santa Clara, Cuba **SCHOOL:** Miami Dade (Fla.) Community College

OBTAINED: Selected in the 12th round of the 2019 First-Year Player Draft.

CAREER NOTES: **2022:** Provided scoreless relief in 26 of his 36 games and did not allow an earned run in 28 of 36 games...Tossed 9.1 innings April 15 - May 13, allowing just one unearned run on no hits in eight appearances...Struck out 13 batters over the stretch...Participated in the Arizona Fall League following the season. **2020:** Participated in Instructional League following the season. **2019:** Reported to the GCL Nationals following the 2019 First-Year Player Draft. **COLLEGE:** Went 2-3 with 10 saves, posting a 3.92 ERA (17 ER/39.0 IP) with 38 strikeouts in 27 appearances as the team's closer in 2019...Was the first player in ASA College-Miami history to hit two home runs in a single season. **SIGNED BY:** Alex Morales

YEAR	CLUB	W	L	ERA	G	GS	CG	SHO	SV	IP	H	R	ER	HR	HB	BB	SO	SO/9	WP	BK	BAA
2019																					
2019	GCL Nationals	2	0	3.18	9	0	0	0	0	17.0	11	7	6	1	4	13	19	10.1	2	3	.196
2020																					
										DID NOT PITCH											
2021	FCL Nationals	1	1	4.24	11	0	0	0	2	17.0	14	9	8	1	3	7	17	9.0	0	0	.222
2022	Fredericksburg	1	2	3.97	25	0	0	0	1	34.0	28	17	15	4	3	19	33	8.7	2	0	.230
	Wilmington	0	1	2.20	11	0	0	0	1	16.1	12	5	4	1	0	8	21	11.6	2	0	.203
MINORS TOTALS		4	4	3.52	56	0	0	0	4	84.1	65	38	33	7	10	47	90	9.6	6	3	.217

RIVAS, GUSTAVO — RHP 2023 UPDATED STATS - MILB.COM

OD AGE: 19 **HT:** 6'2" **WT:** 165 **BATS:** R **THROWS:** R **BORN:** 11/21/03 Barcelona, VEN

OBTAINED: Signed as a non-drafted free agent, Jan. 15, 2021.

CAREER NOTES: **SIGNED BY:** Salvador Donadelli

YEAR	CLUB	W	L	ERA	G	GS	CG	SHO	SV	IP	H	R	ER	HR	HB	BB	SO	SO/9	WP	BK	BAA
2020																					
										DID NOT PITCH / Signed Late											
2021	DSL Nationals	1	1	4.86	9	4	0	0	0	16.2	17	14	9	1	5	8	12	6.5	3	2	.266
2022	DSL Nationals	0	6	7.91	10	9	0	0	0	33.0	51	43	29	5	6	13	39	10.6	5	2	.340
MINORS TOTALS		1	7	6.89	19	13	0	0	0	49.2	68	57	38	6	11	21	51	9.2	8	4	.318

RIVERO, ENYERBER — RHP 2023 UPDATED STATS - MILB.COM

OD AGE: 17 **HT:** 6'6" **WT:** 175 **BATS:** R **THROWS:** R **BORN:** 4/25/2005 Bobare, VEN

OBTAINED: Signed as a non-drafted free agent, Jan. 15, 2023.

CAREER NOTES: **SIGNED BY:** Juan Indriago

YEAR	CLUB	W	L	ERA	G	GS	CG	SHO	SV	IP	H	R	ER	HR	HB	BB	SO	SO/9	WP	BK	BAA
2022																					
										SIGNED FOR 2023											
MINORS TOTALS																					

RIVERO, YOANDER — INF **2023 UPDATED STATS - MILB.COM**

OD AGE: 21 **HT:** 5'9" **WT:** 178 **BATS:** R **THROWS:** R **BORN:** 11/22/01, Barquisimeto, VEN

OBTAINED: Signed as a non-drafted free agent, July 2, 2018.

CAREER NOTES: **2022:** Had hits in 22 of his final 35 games including six multi-hit efforts...Earned promotion to Wilmington on Aug. 9...Entered the season as Washington's No. 29 prospect, per MLB Pipeline.com. **2021:** Participated in Instructional League following the season. **2019:** Played 53 games for the DSL Nationals...Reached base safely in a season-high 12 straight games from June 14- July 2. **SIGNED BY:** Oscar Alvarado

YEAR	CLUB	AVG	G	AB	R	H	TB	2B	3B	HR	RBI	SH	SF	HP	BB	SO	SB	CS	OBP	SLG	OPS	E
2018																						
DID NOT PLAY / Signed Late																						
2019	DSL Nationals	.249	53	197	25	49	65	4	3	2	23	2	4	2	23	26	8	6	.327	.330	.657	9
DID NOT PLAY																						
2021	FCL Nationals	.270	32	89	17	24	37	2	1	3	22	3	0	2	19	17	8	2	.409	.416	.825	2
2022	Fredericksburg	.222	67	189	33	42	54	8	2	0	20	2	2	1	35	57	8	2	.344	.286	.630	8
	Wilmington	.178	14	45	2	8	10	2	0	0	0	0	0	1	6	19	2	3	.288	.222	.510	3
MINORS TOTALS		.237	166	520	77	123	166	16	6	5	65	7	6	6	83	119	26	13	.345	.319	.664	22

RODRIGUEZ, KEVIN — RHP **2023 UPDATED STATS - MILB.COM**

OD AGE: 22 **HT:** 6'1" **WT:** 145 **BATS:** R **THROWS:** R **BORN:** 8/13/00 Panama City, PAN

OBTAINED: Signed as a non-drafted free agent, July 2, 2018.

CAREER NOTES: **SIGNED BY:** Miguel Ruiz

YEAR	CLUB	W	L	ERA	G	GS	CG	SHO	SV	IP	H	R	ER	HR	HB	BB	SO	SO/9	WP	BK	BAA	
2018																						
DID NOT PITCH / Signed Late																						
2019	DSL Nationals	2	3	2.67	15	1	0	0	0	30.1	26	21	9	2	1	16	35	10.4	14	0	.228	
DID NOT PITCH																						
2021	FCL Nationals	1	2	5.40	13	0	0	0	1	20.0	18	14	12	3	4	9	18	8.1	0	0	.250	
2022	DSL Nationals	0	1	1.31	15	0	0	0	4	20.2	22	5	3	0	2	5	26	11.3	2	0	.259	
MINORS TOTALS		3	6	3.04	43	1	0	0	5	71.0	66	40	24	5	7	30	79	10.0	16	0	.244	

ROMAN, ANGEL — LHP **2023 UPDATED STATS - MILB.COM**

OD AGE: 19 **HT:** 5'11" **WT:** 162 **BATS:** L **THROWS:** L **BORN:** 9/24/03 Sucre, VEN

OBTAINED: Signed as a non-drafted free agent, Nov. 24, 2021.

CAREER NOTES: **SIGNED BY:** Salvador Donadelli

YEAR	CLUB	W	L	ERA	G	GS	CG	SHO	SV	IP	H	R	ER	HR	HB	BB	SO	SO/9	WP	BK	BAA	
2021																						
DID NOT PITCH / Signed Late																						
2022	DSL Nationals	2	1	2.96	14	0	0	0	0	27.1	19	11	9	1	1	12	35	11.5	2	1	.202	
MINORS TOTALS		2	1	2.96	14	0	0	0	0	27.1	19	11	9	1	1	12	35	11.5	2	1	.202	

ROMERO, BRAYAN — RHP **2023 UPDATED STATS - MILB.COM**

OD AGE: 21 **HT:** 6'1" **WT:** 180 **BATS:** R **THROWS:** R **BORN:** 1/0/02 Bolivar, COL

OBTAINED: Signed as a non-drafted free agent, Nov. 19, 2021.

CAREER NOTES: **SIGNED BY:** Eduardo Cabrera

YEAR	CLUB	W	L	ERA	G	GS	CG	SHO	SV	IP	H	R	ER	HR	HB	BB	SO	SO/9	WP	BK	BAA	
2021																						
DID NOT PITCH / Signed Late																						
2022	DSL Nationals	1	0	3.27	8	1	0	0	1	11.0	6	5	4	1	1	4	6	4.9	2	0	.154	
	FCL Nationals	0	1	5.79	5	2	0	0	0	9.1	11	9	6	0	2	8	7	6.8	3	0	.268	
MINORS TOTALS		1	1	4.43	13	3	0	0	1	20.1	17	14	10	1	3	12	13	5.8	5	0	.213	

ROMERO, CARLOS — RHP **2023 UPDATED STATS - MILB.COM**

OD AGE: 23 **HT:** 6'6" **WT:** 210 **BATS:** R **THROWS:** R **BORN:** 7/15/99 San Antonio, VEN

OBTAINED: Signed as a non-drafted free agent, Oct. 16, 2016.

CAREER NOTES: **2022:** Did not allow a run in each of his final five appearances...Struck out five or more batters in seven relief appearances...Struck out career-high seven batters on Aug. 12 against Brooklyn in 3.0 innings of work out of the bullpen...Tossed 3.0 or more innings in six relief appearances. **2020:** Participated in Instructional League following the season. **2019:** Struck out a career-high nine batters across 5.0 innings of one run ball on July 19 vs. Batavia. **2018:** Began the season with the DSL Nationals before appearing in two games for the GCL Nationals...Went 6-1 with a 1.33 ERA between the two clubs. **SIGNED BY:** Salvador Donadelli

YEAR	CLUB	W	L	ERA	G	GS	CG	SHO	SV	IP	H	R	ER	HR	HB	BB	SO	SO/9	WP	BK	BAA	
2016																						
DID NOT PITCH / Signed Late																						
2017	DSL Nationals	4	0	5.12	14	2	0	0	2	31.2	29	24	18	0	5	16	23	6.5	7	0	.238	
2018	DSL Nationals	6	1	1.19	10	9	0	0	0	53.0	28	13	7	1	2	18	47	8.0	1	0	.154	
	GCL Nationals	0	0	2.25	2	1	0	0	0	8.0	7	3	2	0	0	3	8	9.0	0	0	.226	
2019	Auburn	0	5	5.25	11	10	0	0	0	48.0	59	39	28	4	3	25	41	7.7	3	0	.303	
DID NOT PITCH																						
2021	Fredericksburg	3	3	4.96	17	8	0	0	0	46.1	53	33	25	7	6	21	38	7.5	4	0	.282	
2022	Wilmington	5	4	3.36	34	1	0	0	1	72.1	44	29	27	6	5	41	97	12.07	8	0	.174	
MINORS TOTALS		18	13	3.73	88	31	0	0	3	258.1	220	141	107	18	21	124	254	8.85	23	0	.227	

ROMERO JR., MAXWELL — C **2023 UPDATED STATS - MILB.COM**

OD AGE: 21 **HT:** 6'1" **WT:** 218 **BATS:** L **THROWS:** R **BORN:** 4/29/01 Miami Fla.

SCHOOL: University of Miami

OBTAINED: Selected in the ninth round of the 2022 First-Year Player Draft.

CAREER NOTES: **COLLEGE:** Hit .272 with 15 doubles, 12 home runs and 54 RBI in 59 games in 2022, his first year at Miami...Transferred from Vanderbilt. **SIGNED BY:** Alex Morales

YEAR	CLUB	AVG	G	AB	R	H	TB	2B	3B	HR	RBI	SH	SF	HP	BB	SO	SB	CS	OBP	SLG	OPS	E
2022	Fredericksburg	.172	9	29	3	5	6	1	0	0	2	0	0	0	0	14	0	0	.273	.207	.480	1
MINORS TOTALS		.172	9	29	3	5	6	1	0	0	2	0	0	0	0	14	0	0	.273	.207	.480	1

ROSARIO, HELDER — C

2023 UPDATED STATS - MILB.COM

OD AGE: 17 HT: 6'1" WT: 165 BATS: R THROWS: R BORN: 1/26/05 Cabrera, DOM

OBTAINED: Signed as a non-drafted free agent, Jan. 15, 2022.

CAREER NOTES: SIGNED BY: Bolivar Pelletier

YEAR	CLUB	AVG	G	AB	R	H	TB	2B	3B	HR	RBI	SH	SF	HP	BB	SO	SB	CS	OBP	SLG	OPS	E
2021	DID NOT PLAY / Signed Late																					
2022	DSL Nationals	.203	25	64	6	13	20	2	1	1	10	0	0	0	3	37	3	2	.301	.313	.614	8
MINORS TOTALS		.203	25	64	6	13	20	2	1	1	10	0	0	0	3	37	3	2	.301	.313	.614	8

RUTHERFORD, BLAKE — OF

2023 UPDATED STATS - MILB.COM

OD AGE: 25 HT: 6'3" WT: 205 BATS: L THROWS: R BORN: 5/2/97 Simi Valley, Calif.

OBTAINED: Signed as a minor league free agent, Jan. 28, 2023.

CAREER NOTES: 2022: Clubbed a career-best 13 homers, including home runs in back-to-back games on April 16-17. ...Collected a career-high five hits on May 14 vs. Indianapolis...Strung together four straight multi hit games, April 16-20, batting 10-for-15 (.667) in those contests. **2021:** Spent the entire season with Charlotte, recording an RBI in his Triple-A debut on April 5...Went 3-for-4 with one double, two homers and 5 RBI, matching his career high for RBI while posting his first career multi-homer game...Hit safely in 13 of his final 15 games, batting .345 (19-for-55) in that span...Ranked third in the International League with a career-high 30 doubles...Rated as the White Sox' No. 12 prospect by MLB.com and Baseball America. **2020:** Spent the season at Chicago's Schaumburg training facility. **2019:** Batted .307 (88-for-287) from June 1 on...Recorded a season-high seven-game hitting streak from Aug. 7-14, batting .440 (11-for-25) in that stretch...Ended the season on a 15-game on-base streak...Named an Arizona Fall League West All-Star...Rated as the White Sox' No. 6 prospect, the No. 77 overall prospect in baseball and as having the "Best Strike Zone Discipline" in Chicago's system, per Baseball America. **2018:** Was named a Carolina League Post-Season All-Star after ranking among league leaders in triples (11st, 9), hits (2nd, 131), RBI (2nd, 78), average (4th, .293), total bases (6th, 195), OPS (7th, .781) and slugging percentage (9th, .436)...Notched a 12-game hitting streak from July 16-28, batting .353 (18-for-51) during the streak...Named an MiLB.com Organizational All-Star...Rated as the No. 7 prospect in the White Sox organization and No. 99 overall in baseball by MLB.com. **2017:** Named a South Atlantic League Mid-Season All-Star...Was acquired by Chicago (AL) from New York (AL) on July 18 as part of a seven-player deal. **2016:** Was selected in the first round (18th overall) of the 2016 First-Year Player Draft by New York (AL).

YEAR	CLUB	AVG	G	AB	R	H	TB	2B	3B	HR	RBI	SH	SF	HP	BB	SO	SB	CS	OBP	SLG	OPS	E
2016	GCL Yankees West	.240	8	25	3	6	10	1	0	1	3	0	1	0	4	6	0	0	.333	.400	.733	0
	Pulaski	.382	25	89	13	34	55	7	4	2	9	0	1	1	9	24	0	2	.440	.618	1.058	1
2017	Charleston	.281	71	274	41	77	107	20	2	2	30	0	3	2	25	55	9	4	.342	.391	.733	1
	Kannapolis	.213	30	122	11	26	31	5	0	0	5	1	0	0	13	21	1	0	.289	.254	.543	0
2018	Winston-Salem	.293	115	447	67	131	195	25	9	7	78	0	3	3	34	90	15	8	.345	.436	.781	5
2019	Birmingham	.265	118	438	50	116	160	17	3	7	49	0	5	0	37	118	9	2	.319	.365	.684	4
2020	DID NOT PLAY																					
2021	Charlotte	.250	115	448	59	112	181	30	3	11	54	0	4	3	21	119	4	1	.286	.404	.690	2
2022	Charlotte	.271	116	439	57	119	188	26	2	13	58	0	2	5	21	91	8	5	.310	.428	.738	2
MINORS TOTALS		.272	598	2282	301	621	927	131	23	43	286	1	19	14	164	524	46	22	.322	.406	.728	13

SAENZ, DUSTIN — LHP

2023 UPDATED STATS - MILB.COM

OD AGE: 22 HT: 5'10" WT: 197 BATS: L THROWS: L BORN: 6/2/99 Corpus Christi, Texas

SCHOOL: Texas A&M University

OBTAINED: Selected in the fourth round of the 2021 First-Year Player Draft.

CAREER NOTES: 2022: Entered the season the No. 24 prospect in Washington's system, per MLB Pipeline.com...Pitched in 11 games on two separate rehab assignments with Fredericksburg...Assigned to Advanced-A Wilmington on July 12. **2021:** Participated in Instructional League following the season. **COLLEGE:** Went 6-6 with a 4.27 ERA in 14 starts during his senior season...He struck out 104 batters against just 23 walks in 84.1 innings. **SIGNED BY:** Brandon Larson

YEAR	CLUB	W	L	ERA	G	GS	CG	SHO	SV	IP	H	R	ER	HR	HB	BB	SO	SO/9	WP	BK	BAA
2021	FCL Nationals	0	0	4.50	1	1	0	0	0	2.0	2	1	1	0	0	0	4	18.0	0	0	.250
	Fredericksburg	1	0	4.76	5	1	0	0	0	11.2	14	7	6	0	1	4	12	9.5	2	0	.298
2022	Fredericksburg	4	1	2.95	11	11	0	0	0	55.0	49	18	18	3	4	16	55	9.0	4	0	.237
	Wilmington	2	7	7.07	10	10	0	0	0	42.0	56	33	33	8	5	13	30	6.4	0	0	.329
MINORS TOTALS		7	8	4.73	27	23	0	0	0	110.1	121	59	58	11	10	33	101	8.2	6	0	.280

SANCHEZ, BRYAN — RHP

2023 UPDATED STATS - MILB.COM

OD AGE: 19 HT: 6'1" WT: 175 BATS: R THROWS: R BORN: 8/12/02 Santo Domingo, DOM

OBTAINED: Signed as a non-drafted free agent, Nov. 2, 2018.

CAREER NOTES: 2022: Pitched in nine games, making eight starts for the FCL Nationals... Did not allow an earned run in five outings. **2021:** Entered the season rated by Baseball America as the No. 30 prospect in Washington's Minor League system. **2020:** Participated in Instructional League following the season. **SIGNED BY:** Modesto Ulloa

YEAR	CLUB	W	L	ERA	G	GS	CG	SHO	SV	IP	H	R	ER	HR	HB	BB	SO	SO/9	WP	BK	BAA	
2018	DID NOT PITCH / Signed Late																					
2019	DSL Nationals	1	1	5.63	13	5	0	0	0	24.0	18	19	15	1	6	20	23	8.6	14	0	.205	
2020	DID NOT PITCH																					
2021	DID NOT PITCH																					
2022	FCL Nationals	0	2	3.79	9	8	0	0	0	19.0	22	11	8	0	1	7	21	10.0	6	0	.278	
MINORS TOTALS		1	3	4.81	22	13	0	0	0	43.0	40	30	23	1	7	27	44	9.2	20	0	.240	

SANCHEZ, CAMILO — RHP

2023 UPDATED STATS - MILB.COM

OD AGE: 18 HT: 6'2" WT: 165 BATS: R THROWS: R BORN: 6/28/03 Colon, PAN

OBTAINED: Signed as a non-drafted free agent, Jan. 15, 2022.

CAREER NOTES: SIGNED BY: Miguel Ruiz

YEAR	CLUB	W	L	ERA	G	GS	CG	SHO	SV	IP	H	R	ER	HR	HB	BB	SO	SO/9	WP	BK	BAA	
2021	DID NOT PITCH / Signed Late																					
2022	DSL Nationals	1	0	2.53	11	1	0	0	2	21.1	17	6	6	0	1	3	18	7.6	1	0	.207	
	FCL Nationals	0	1	16.88	3	0	0	0	0	2.2	7	8	5	1	0	2	2	6.8	1	0	.467	
MINORS TOTALS		1	1	4.33	14	1	0	0	2	24.0	24	14	11	1	1	5	20	7.5	2	0	.247	

SANCHEZ, JOSÉ — INF **2023 UPDATED STATS - MILB.COM**

OD AGE: 21 **HT:** 6'0" **WT:** 200 **BATS:** R **THROWS:** R **BORN:** 7/12/00 Villa de Cura, VEN
OBTAINED: Signed as a non-drafted free agent, July 12, 2016.
CAREER NOTES: 2022: Played in a career-high 113 games, all for Advanced-A Wilmington...Played 95 games at 3B, 15 games at 2B and four games at 1B. 2021: Participated in Instructional League following the season. 2020: Participated in Instructional League following the season. 2019: Started season with Single-A Hagerstown, playing in 37 games for the Suns...Was assigned to short-season Single-A Auburn on June 17, making 60 appearances for the Doubledays...Entered the season rated as the No. 17 prospect in Washington's system by *Baseball America* and the No. 13 prospect by MLB Pipeline.com...Was also cited by *Baseball America* as being the "Best Defensive Infielder" in Washington's system. 2018: Entered the season rated by *Baseball America* as being the "Best Defensive Infielder" in Washington's system for the second straight year...Was rated as the No. 23 prospect by *Baseball America* and the No. 27 prospect in Washington's system by MLB.com...Ranked second on the club with 24 walks. 2017: Was one of just two players to play in the GCL during their age-16 season (2nd-youngest player in the league in 2017)...Entered the season rated as the No. 24 prospect in Washington's system, per *Baseball America*...Was also cited by *Baseball America* as being the "Best Defensive Infielder" in Washington's system. 2016: Was rated as the No. 9 prospect in the 2016 International Signing Class by *Baseball America*. **SIGNED BY:** German Robles

YEAR	CLUB	AVG	G	AB	R	H	TB	2B	3B	HR	RBI	SH	SF	HP	BB	SO	SB	CS	OBP	SLG	OPS	E
2016																						
DID NOT PLAY / Signed Late																						
2017	GCL Nationals	.209	48	158	22	33	39	3	0	1	20	3	1	2	14	26	0	2	.280	.247	.527	9
2018	Auburn	.230	64	209	20	48	59	9	1	0	23	2	2	1	24	56	1	0	.309	.282	.591	17
2019	Hagerstown	.181	37	116	9	21	23	2	0	0	6	1	1	2	10	36	0	2	.256	.198	.454	14
	Auburn	.182	60	220	19	40	49	9	0	0	16	2	1	4	18	56	1	1	.255	.223	.478	15
2020																						
DID NOT PLAY																						
2021	Fredericksburg	.232	73	233	43	54	81	16	1	3	31	1	0	5	41	61	1	1	.358	.348	.706	14
2022	Wilmington	.231	113	398	40	92	126	17	1	5	40	1	3	5	45	84	4	1	.315	.317	.632	12
MINORS TOTALS		.216	395	1334	153	288	377	56	3	9	136	10	8	19	152	319	7	7	.303	.283	.586	53

SANTANA, ELISEL — OF **2023 UPDATED STATS - MILB.COM**

OD AGE: 19 **HT:** 6'3" **WT:** 185 **BATS:** R **THROWS:** R **BORN:** 10/1/02 Santo Domingo, DOM
OBTAINED: Signed as a non-drafted free agent, July 2, 2019.
CAREER NOTES: 2022: Hit his first professional home run on July 9 at FCL Astros. **SIGNED BY:** Riki Vasquez

YEAR	CLUB	AVG	G	AB	R	H	TB	2B	3B	HR	RBI	SH	SF	HP	BB	SO	SB	CS	OBP	SLG	OPS	E
2019																						
DID NOT PLAY / Signed Late																						
2020																						
DID NOT PLAY																						
2021	DSL Nationals	.270	41	122	19	33	42	9	0	0	17	1	3	5	17	26	6	1	.374	.344	.718	0
2022	FCL Nationals	.246	23	65	9	16	21	2	0	1	5	0	0	1	11	21	0	1	.364	.323	.687	0
MINORS TOTALS		.262	64	187	28	49	63	11	0	1	22	1	3	6	28	47	6	2	.371	.337	.708	0

SCHALLER, REID — RHP **2023 UPDATED STATS - MILB.COM**

OD AGE: 25 **HT:** 6'3" **WT:** 218 **BATS:** R **THROWS:** R **BORN:** 4/2/97 Indianapolis, Ind. **SCHOOL:** Vanderbilt (Tenn.) University
OBTAINED: Selected in the third round of the 2018 First-Year Player Draft.
CAREER NOTES: 2022: Pitched the entire season at Double-A Harrisburg...Worked 23 scoreless outings...Converted three saves. 2021: Converted to the bullpen full-time...Recorded four saves...Posted a 1.35 ERA (1 ER/6.2 IP) with 10 strikeouts, one walk and a .130 opponents' batting average in his last five games of the season...Entered the season rated by MLB Pipeline.com as the No. 16 prospect and by *Baseball America* as the No. 28 prospect in Washington's Minor League system. 2020: Participated in Instructional League following the season...Entered the season rated as the No. 18 prospect in Washington's system by *Baseball America* and the No. 13 prospect by MLB Pipeline.com. 2019: Went 4-3 with a 3.29 ERA (19 ER/52.0 IP) in 12 starts for Single-A Hagerstown...Struck out a career-high eight batters on Aug. 8 at Lexington...Entered the season rated as the No. 11 prospect in Washington's system by *Baseball America* and the No. 18 prospect by MLB Pipeline.com. 2018: Began the season with the GCL Nationals before being promoted to short-season Single-A Auburn on July 30...Allowed just two earned runs while striking out 16 batters and walking three in 11.2 IP in GCL play. **COLLEGE:** As a redshirt freshman in 2018, went 1-1 with a 3.77 ERA in 28.2 IP across 21 appearances (two starts)...Struck out 39 batters compared to just nine walks...Missed the 2017 season and took a medical redshirt as a result of having Tommy John ligament-replacement surgery on his right elbow...Went 19-4 with a 2.01 ERA and 200 strikeouts over 153.0 IP in four years at Lebanon (Ind.) High School. **SIGNED BY:** Brian Cleary

YEAR	CLUB	W	L	ERA	G	GS	CG	SHO	SV	IP	H	R	ER	HR	HB	BB	SO	SO/9	WP	BK	BAA	
2018	GCL Nationals	0	1	1.54	5	5	0	0	0	11.2	9	2	2	1	1	3	16	12.3	0	0	.209	
	Auburn	2	2	5.90	7	7	0	0	0	29.0	30	19	19	0	1	9	16	5.0	5	0	.268	
2019	Hagerstown	4	3	3.29	12	12	0	0	0	52.0	38	21	19	5	1	25	47	8.1	3	0	.205	
	DID NOT PITCH																					
2021	Wilmington	1	3	3.05	16	0	0	0	4	20.2	18	10	7	3	0	10	23	10	2	0	.237	
	Harrisburg	1	1	4.94	17	0	0	0	0	23.2	20	13	13	1	0	14	25	9.5	3	0	.235	
2022	Harrisburg	4	7	5.70	38	0	0	0	3	42.2	48	30	27	4	3	21	47	9.9	1	0	.284	
MINORS TOTALS		12	17	4.56	95	24	0	0	7	179.2	163	95	87	14	6	82	174	8.7	14	0	.243	

SCHOFF, TYLER — RHP **2023 UPDATED STATS - MILB.COM**

OD AGE: 23 **HT:** 6'4" **WT:** 222 **BATS:** R **THROWS:** R **BORN:** 12/6/98 Utica, N.Y. **SCHOOL:** Bryant (R.I.) University
OBTAINED: Signed as a non-drafted free agent, Aug. 2, 2021.
CAREER NOTES: 2022: Pitched the entire season for Single-A Fredericksburg...Worked 20 scoreless outings...Recorded his first professional save on May 29 vs. Salem. 2021: Participated in Instructional League following the season. **COLLEGE:** Went 7-1 with a 3.12 ERA and 72 strikeouts in 12 starts during his senior season at Bryant University. **SIGNED BY:** John Malzone

YEAR	CLUB	W	L	ERA	G	GS	CG	SHO	SV	IP	H	R	ER	HR	HB	BB	SO	SO/9	WP	BK	BAA
2021	FCL Nationals	0	0	0.00	2	0	0	0	0	2.2	1	0	0	0	0	0	1	3.9	0	0	.125
	Fredericksburg	1	0	3.00	5	0	0	0	0	9.0	10	6	3	1	0	5	10	10.0	0	0	.263
2022	Fredericksburg	6	3	4.89	35	0	0	0	1	53.1	55	33	29	5	0	21	61	10.3	5	0	.274
MINORS TOTALS		7	3	4.45	42	0	0	0	1	64.2	66	39	32	6	0	26	72	10.0	5	0	.267

SEJAS, KARLO — RHP 2023 UPDATED STATS - MILB.COM

OD AGE: 21 **HT:** 6'1" **WT:** 210 **BATS:** R **THROWS:** R **BORN:** 9/6/00 La Victoria, VEN
OBTAINED: Signed as a non-drafted free agent, July 3, 2017.
CAREER NOTES: 2022: Pitched in 3.0 or more innings in four relief outings for Single-A Fredericksburg...Made two starts in August. 2020: Participated in Instructional League following the season. 2019: Went 3-1 with a 2.95 ERA (12 ER/36.2 IP) across 11 appearances (two starts) with the GCL Nationals and short-season Single-A Auburn. 2018: Started 12 games for the DSL Nationals...Struck out 48 batters in 54.1 IP (8.0 SO/9 IP). **SIGNED BY:** German Robles

YEAR	CLUB	W	L	ERA	G	GS	CG	SHO	SV	IP	H	R	ER	HR	HB	BB	SO	SO/9	WP	BK	BAA
2017										DID NOT PITCH / Signed Late											
2018	DSL Nationals	2	7	5.47	12	12	0	0	0	54.1	53	43	33	2	5	26	48	8.0	9	1	.259
2019	GCL Nationals	3	1	2.76	10	2	0	0	0	32.2	24	10	10	4	3	6	30	8.3	1	0	.207
	Auburn	0	0	4.50	1	0	0	0	1	4.0	4	3	2	0	0	0	5	11.3	0	0	.267
2020										DID NOT PITCH											
2021	Fredericksburg	3	12	6.84	22	22	0	0	0	98.1	119	85	74	16	4	29	82	7.6	8	0	.301
2022	FCL Nationals	2	0	2.59	9	0	0	0	3	24.1	22	7	7	0	3	3	15	5.6	0	0	.253
	Fredericksburg	1	1	9.38	8	2	0	0	1	24.0	37	29	25	5	0	11	14	5.3	1	1	.349
MINORS TOTALS		11	21	5.74	62	38	0	0	5	236.2	259	177	151	27	15	75	194	7.4	19	2	.280

SHUMAN, SETH — RHP 2023 UPDATED STATS - MILB.COM

OD AGE: 24 **HT:** 6'1" **WT:** 195 **BATS:** R **THROWS:** R **BORN:** 12/1/97 Valdosta, Ga. **SCHOOL:** Georgia Southern University
OBTAINED: Acquired from Oakland with RHP Richard Guash and C Drew Millas in exchange for C Yan Gomes and INF Josh Harrison, July 30, 2021.
CAREER NOTES: 2022: Entered the season the No. 29 prospect in Washington's system, per MLB Pipeline.com...Spent the entire season with Advanced-A Wilmington...Placed on the Injured List on July 15 after making 15 starts...Did not allow a run in three starts in the month of May (15.0 IP). 2021: Posted a 3.69 ERA in 21 games (19 starts) between High-A Lansing and High-A Wilmington...Participated in Instructional League following the season. 2019: Selected by Oakland in the sixth round of the 2019 First-Year Player Draft. **SIGNED BY:** Jemel Spearman (OAK)

YEAR	CLUB	W	L	ERA	G	GS	CG	SHO	SV	IP	H	R	ER	HR	HB	BB	SO	SO/9	WP	BK	BAA
2019	Vermont	0	3	2.39	11	8	0	0	0	37.2	34	14	10	2	1	9	21	5.0	1	0	.246
2020										DID NOT PITCH											
2021	Lansing	2	3	2.25	13	11	0	0	0	56.0	44	16	14	4	4	15	62	10.0	3	1	.216
	Wilmington	0	5	6.03	8	8	0	0	0	34.2	42	25	23	8	0	10	31	8.1	2	0	.296
2022	Wilmington	3	2	3.23	14	14	0	0	0	61.1	57	23	22	5	5	14	55	8.1	3	0	.238
MINORS TOTALS		5	13	3.28	46	41	0	0	0	189.1	177	78	69	19	10	48	169	8.0	9	1	.244

SHUMPERT, NICK — INF 2023 UPDATED STATS - MILB.COM

OD AGE: 26 **HT:** 5'11" **WT:** 205 **BATS:** R **THROWS:** R **BORN:** 11/11/96 Denver, Colo. **SCHOOL:** San Jacinto JC (Texas)
OBTAINED: Signed as a minor league free agent, Dec. 13, 2022.
CAREER NOTES: 2019-22: Pitched for eight different clubs in various independent leagues. 2018: Appeared in a pair of Triple-A games with Gwinnett on Sept. 2-3, recording a hit in his second game with the team.

YEAR	CLUB	AVG	G	AB	R	H	TB	2B	3B	HR	RBI	SH	SF	HP	BB	SO	SB	CS	OBP	SLG	OPS	E
2016	GCL Braves	.189	26	74	12	14	22	5	0	1	7	0	1	1	4	25	3	1	.238	.297	.535	6
2017	Danville	.216	43	134	14	29	37	4	2	0	14	1	1	2	6	52	5	2	.259	.276	.535	10
2018	Danville	.248	48	157	28	39	63	12	3	2	18	0	2	3	10	51	7	3	.302	.401	.703	10
	Gwinnett	.167	2	6	0	1	1	0	0	0	0	0	0	0	0	1	0	0	.167	.167	.334	0
MINORS TOTALS		.224	119	371	54	83	123	21	5	3	39	1	4	6	20	129	15	6	.272	.332	.604	7

SINCLAIR, JACK — RHP 2023 UPDATED STATS - MILB.COM

OD AGE: 22 **HT:** 5'11" **WT:** 205 **BATS:** R **THROWS:** R **BORN:** 5/3/99 Coral Springs, Fla. **SCHOOL:** University of Central Florida
OBTAINED: Selected in the 16th round of the 2021 First-Year Player Draft.
CAREER NOTES: 2022: Combined to go 6-2 with a 1.70 ERA in 38 relief appearances between Single-A Fredericksburg and Advanced-A Wilmington...Assigned to Wilmington on June 21 after starting the season with Fredericksburg...Pitched multiple innings in 15 outings. 2021: Participated in Instructional League following the season. **SIGNED BY:** Tommy Jackson

YEAR	CLUB	W	L	ERA	G	GS	CG	SHO	SV	IP	H	R	ER	HR	HB	BB	SO	SO/9	WP	BK	BAA
2021	FCL Nationals	0	0	5.06	6	2	0	0	0	10.2	13	9	6	1	3	4	8	6.8	1	0	.302
2022	Fredericksburg	4	1	1.21	18	0	0	0	2	22.1	15	3	3	0	2	6	28	11.3	0	1	.183
	Wilmington	2	1	2.05	20	0	0	0	3	30.2	15	9	7	2	5	9	33	9.7	4	0	.152
MINORS TOTALS		6	2	2.26	44	2	0	0	5	63.2	43	21	16	3	10	19	69	9.8	5	1	.192

SOJANO, EDWIN — INF 2023 UPDATED STATS - MILB.COM

OD AGE: 17 **HT:** 5'11" **WT:** 168 **BATS:** R **THROWS:** R **BORN:** 3/14/2006 Sabana Grande de Palenque, DOM
OBTAINED: Signed as a non-drafted free agent, Jan. 15, 2023.
CAREER NOTES: 2023: Enters the season rated by *Baseball America* as Washington's No. 30 prospect. **SIGNED BY:** Modesto Ulloa

YEAR	CLUB	AVG	G	AB	R	H	TB	2B	3B	HR	RBI	SH	SF	HP	BB	SO	SB	CS	OBP	SLG	OPS	E
2022																						
MINORS TOTALS																						

SOTO, ELIAN — OF 2023 UPDATED STATS - MILB.COM

OD AGE: 17 **HT:** 6'1" **WT:** 182 **BATS:** L **THROWS:** R **BORN:** 1/10/2006 Santo Domingo, DOM
OBTAINED: Signed as a non-drafted free agent, Jan. 15, 2023.
CAREER NOTES: **SIGNED BY:** Bolivar Pelletier

YEAR	CLUB	AVG	G	AB	R	H	TB	2B	3B	HR	RBI	SH	SF	HP	BB	SO	SB	CS	OBP	SLG	OPS	E
2022																						
MINORS TOTALS																						

STAINBROOK, TROY — LHP **2023 UPDATED STATS - MILB.COM**

OD AGE: 25 **HT:** 6'7" **WT:** 250 **BATS:** L **THROWS:** L **BORN:** 10/31/96 Visalia, Calif. **SCHOOL:** Biola University (Calif.)
OBTAINED: Selected in the 30th round of the 2019 First-Year Player Draft
CAREER NOTES: 2022: Spent the entire season with Advanced-A Wilmington... Worked 15 scoreless outings in 27 total appearances. 2021: Posted a 0.74 ERA (2 ER/24.1 IP) with a .198 opponents' average and 29 strikeouts in 13 outings from May 27 to July 20...Offered scoreless relief in 10 outings from June 9 to July 20. **COLLEGE:** Led the Eagles with a 2.18 ERA (10 ER/41.1 IP), going 2-3 with 53 strikeouts in 10 appearances (eight starts)...He held opponents to a .208 batting average in 2019...The senior finished the season with four straight starts of eight strikeouts or more. **SIGNED BY:** Ben Gallo

YEAR	CLUB	W	L	ERA	G	GS	CG	SHO	SV	IP	H	R	ER	HR	HB	BB	SO	SO/9	WP	BK	BAA
2019										DID NOT PITCH / Injured											
2020										DID NOT PITCH											
2021	Fredericksburg	2	1	6.33	28	0	0	0	2	42.2	47	34	30	3	7	18	52	11.0	2	0	.281
	Wilmington	0	0	0.00	3	0	0	0	0	5.2	3	0	0	0	0	1	7	11.8	0	1	.158
2022	Wilmington	2	3	4.75	27	0	0	0	1	30.1	22	22	16	2	4	32	34	10.1	5	0	.195
MINORS TOTALS		4	4	5.29	58	0	0	0	3	78.1	72	56	46	5	11	51	93	10.7	7	1	.241

STEHLY, MURPHY — INF **2023 UPDATED STATS - MILB.COM**

OD AGE: 24 **HT:** 5'10" **WT:** 205 **BATS:** R **THROWS:** R **BORN:** 9/27/98 Carlsbad, Calif. **SCHOOL:** Texas
OBTAINED: Selected in the 10th round of the 2022 First-Year Player Draft.
CAREER NOTES: **COLLEGE:** Batted .367 with 19 homers and 61 RBI over 68 games as a redshirt senior in 2022...Helped Texas to the College World Series, batting .324 (11-for-34) with two homers and seven RBI over eight postseason games. **SIGNED BY:** Kevin Ham

YEAR	CLUB	AVG	G	AB	R	H	TB	2B	3B	HR	RBI	SH	SF	HP	BB	SO	SB	CS	OBP	SLG	OPS	E
2022	Fredericksburg	.333	1	3	1	1	1	0	0	0	0	0	0	0	0	1	0	0	.333	.333	.666	0
MINORS TOTALS		.333	1	3	1	1	1	0	0	0	0	0	0	0	0	1	0	0	.333	.333	.666	0

SUGGS, MATTHEW — C **2023 UPDATED STATS - MILB.COM**

OD AGE: 22 **HT:** 5'10" **WT:** 195 **BATS:** R **THROWS:** R **BORN:** 5/31/00 Wilmington, N.C. **SCHOOL:** UNC Wilmington (N.C.)
OBTAINED: Signed as a non-drafted free agent, Aug. 8, 2022.
CAREER NOTES: **COLLEGE:** **SIGNED BY:** Bobby Myrick

YEAR	CLUB	AVG	G	AB	R	H	TB	2B	3B	HR	RBI	SH	SF	HP	BB	SO	SB	CS	OBP	SLG	OPS	E
2022	Fredericksburg	.250	3	4	2	1	1	0	0	0	3	0	0	2	4	1	0	0	.700	.250	.950	2
MINORS TOTALS		.250	3	4	2	1	1	0	0	0	3	0	0	2	4	1	0	0	.700	.250	.950	2

SUSANA, JARLIN — RHP **2023 UPDATED STATS - MILB.COM**

OD AGE: 19 **HT:** 6'6" **WT:** 235 **BATS:** R **THROWS:** R **BORN:** 3/23/04 Villa Isabella, DOM
OBTAINED: Acquired from San Diego along with 1B Luke Voit, LHP MacKenzie Gore, SS CJ Abrams, OF James Wood and OF Robert Hassell III in exchange for RF Juan Soto and 1B Josh Bell, Aug. 2, 2022.
CAREER NOTES: 2023: Enters the season rated by MLB Pipeline.com as Washington's No. 6 prospect and by *Baseball America* as Washington's No. 7 prospect and as having the "Best Fastball" in the system. 2022: Traded to Washington as part of an eight-player deal involving OF Juan Soto and INF Josh Bell...Was ranked as the Padres' No. 14 prospect by MLB.com at the time of the trade...Combined for a 2.40 ERA (12 ER/45.0 IP) over his first 13 professional games (12 starts)...Was the top-ranked pitcher in the 2021-22 international class according to MLB.com

YEAR	CLUB	W	L	ERA	G	GS	CG	SHO	SV	IP	H	R	ER	HR	HB	BB	SO	SO/9	WP	BK	BAA
2022	ACL Padres	0	0	2.45	8	7	0	0	0	29.1	15	8	8	1	3	11	44	13.50	2	0	.155
2022	FCL Nationals	0	0	1.69	2	2	0	0	0	5.1	4	1	1	0	0	4	9	15.19	1	0	.200
	Fredericksburg	0	0	2.61	3	3	0	0	0	10.1	9	3	3	1	0	5	13	11.32	1	0	.231
MINORS TOTALS		0	0	2.40	13	12	0	0	0	45.0	28	12	12	2	3	20	66	13.20	4	0	.179

TAVARES, CARLOS — OF **2023 UPDATED STATS - MILB.COM**

OD AGE: 18 **HT:** 6'2" **WT:** 190 **BATS:** L **THROWS:** L **BORN:** 1/10/06 Santo Domingo Este, DOM
OBTAINED: Signed as a non-drafted free agent, Jan. 15, 2023
CAREER NOTES: **SIGNED BY:** Bolivar Pelletier

YEAR	CLUB	AVG	G	AB	R	H	TB	2B	3B	HR	RBI	SH	SF	HP	BB	SO	SB	CS	OBP	SLG	OPS	E
2022																						
MINORS TOTALS																						

TEJEDA, ERICK — INF **2023 UPDATED STATS - MILB.COM**

OD AGE: 20 **HT:** 6'4" **WT:** 162 **BATS:** R **THROWS:** R **BORN:** 12/26/01, Santo Domingo, DOM
OBTAINED: Signed as a non-drafted free agent, July 2, 2018.
CAREER NOTES: **SIGNED BY:** Modesto Ulloa

YEAR	CLUB	AVG	G	AB	R	H	TB	2B	3B	HR	RBI	SH	SF	HP	BB	SO	SB	CS	OBP	SLG	OPS	E
2018										DID NOT PLAY / Signed Late												
2019	DSL Nationals	.215	38	130	9	28	31	1	1	0	11	0	0	1	13	32	1	3	.292	.238	.530	6
2020										DID NOT PLAY												
2021	DSL Nationals	.298	42	124	16	37	52	6	0	3	24	0	2	6	21	25	3	1	.418	.419	.838	5
2022	FCL Nationals	.236	32	110	18	26	40	6	1	2	13	0	0	2	18	31	0	0	.354	.364	.718	4
MINORS TOTALS		.250	112	364	43	91	123	13	2	5	48	0	2	9	52	88	4	4	.356	.338	.694	0

THEOPHILE RODNEY — RHP 2023 UPDATED STATS — MILB.COM

OD AGE: 22 **HT:** 6'5" **WT:** 258 **BATS:** R **THROWS:** R **BORN:** 9/16/99 Laguna de Perlas, Nicaragua

OBTAINED: Signed as a non-drafted free agent, June 1, 2018.

CAREER NOTES: 2022: Pitched a career-high 7.0 innings on May 13 vs. Kannapolis...Did not allow an earned run (four hits, one unearned run). 2021: Participated in Instructional League following the season. **SIGNED BY:** Johnny DiPuglia

YEAR	CLUB	W	L	ERA	G	GS	CG	SHO	SV	IP	H	R	ER	HR	HB	BB	SO	SO/9	WP	BK	BAA
2018	GCL Nationals	0	4	10.67	10	5	0	0	0	14.1	23	21	17	3	1	11	11	6.9	1	0	.359
2019										DID NOT PITCH / Injured											
2020										DID NOT PITCH											
2021	Fredericksburg	4	11	5.56	22	22	0	0	0	89.0	96	73	55	9	9	47	84	8.5	14	1	.270
2022	Fredericksburg	5	1	1.29	9	9	0	0	0	48.2	32	10	7	2	1	11	62	11.47	6	0	.182
	Wilmington	1	7	5.03	15	12	0	0	0	53.2	52	39	30	3	10	33	48	8.05	8	0	.256
MINORS TOTALS		10	23	4.77	56	48	0	0	0	205.2	203	143	109	17	21	102	205	8.97	29	1	.254

THOMAS JOHNSON — OF 2023 UPDATED STATS — MILB.COM

OD AGE: 23 **HT:** 5'7" **WT:** 175 **BATS:** R **THROWS:** R **BORN:** 3/1/00 Fresno, Texas

SCHOOL: Texas Southern

OBTAINED: Selected in the 19th round of the 2022 First-Year Player Draft.

CAREER NOTES: COLLEGE: Led the nation with 62 stolen bases in 2022...Slashed .345/.442/.610 with 68 runs scored, 30 extra-base hits and 42 RBI as a junior in 2022 after transferring from Houston...Became the highest-drafted player out of Texas Southern since Prince Cousinard (7th round) in 1983. **SIGNED BY:** Kevin Ham

YEAR	CLUB	AVG	G	AB	R	H	TB	2B	3B	HR	RBI	SH	SF	HP	BB	SO	SB	CS	OBP	SLG	OPS	E
2022	FCL Nationals	.143	5	14	2	2	2	0	0	0	1	0	0	0	1	3	0	0	.200	.143	.343	0
MINORS TOTALS		.143	5	14	2	2	2	0	0	0	1	0	0	0	1	3	0	0	.200	.143	.343	0

THREAGILL RIGGS — RHP 2023 UPDATED STATS — MILB.COM

OD AGE: 22 **HT:** 6'4" **WT:** 228 **BATS:** R **THROWS:** R **BORN:** 9/14/99 Dallas, Texas

SCHOOL: McClennan (Texas) Community College

OBTAINED: Selected in the 19th round of the 2021 First-Year Player Draft.

CAREER NOTES: 2022: Did not allow an earned run from June 8 - July 29 (15.1IP). 2021: Participated in Instructional League following the season. **COLLEGE:** In his sophomore season in 2021, he struck out 53 batters in 46.1 innings pitched. He went 4-3 with a 6.80 ERA in 16 games (10 starts). **SIGNED BY:** Brandon Larson

YEAR	CLUB	W	L	ERA	G	GS	CG	SHO	SV	IP	H	R	ER	HR	HB	BB	SO	SO/9	WP	BK	BAA
2021										DID NOT PITCH											
2022	Fredericksburg	6	2	3.35	38	0	0	0	9	45.2	42	23	17	4	5	22	46	9.07	7	0	.239
MINORS TOTALS		6	2	3.35	38	0	0	0	9	45.2	42	23	17	4	5	22	46	9.07	7	0	.239

TOLMAN ERIK — LHP 2023 UPDATED STATS — MILB.COM

OD AGE: 22 **HT:** 6'2" **WT:** 184 **BATS:** L **THROWS:** L **BORN:** 6/3/99 Irvine, Calif.

SCHOOL: Arizona State University

OBTAINED: Selected in the 14th round of the 2021 First-Year Player Draft.

CAREER NOTES: 2021: Participated in Instructional League following the season. **SIGNED BY:** Mitch Sokol

YEAR	CLUB	W	L	ERA	G	GS	CG	SHO	SV	IP	H	R	ER	HR	HB	BB	SO	SO/9	WP	BK	BAA
2021										DID NOT PITCH											
2022										DID NOT PITCH											

TOMLIN, QUADE — INF 2023 UPDATED STATS — MILB.COM

OD AGE: 20 **HT:** 6'1" **WT:** 180 **BATS:** L **THROWS:** R **BORN:** 2/11/02 Lynchburg, Va.

SCHOOL: Liberty Christian Academy (Va.)

OBTAINED: Signed as a non-drafted free agent, June 30, 2020.

CAREER NOTES: 2020: Participated in Instructional League following the season. **HIGH SCHOOL:** Was rated by Perfect Game as preseason First-Team All-Region and the No. 8 prep prospect (No. 2 shortstop) in the state of Virginia entering the 2020 First-Year Player Draft...Hit .420 (29-for-69) with five doubles, one triple, nine home runs, 47 RBI and 40 runs scored in 26 games during his junior season in 2019 when he was named Virginia High School League State Player of the Year...Is the son of former Major League pitcher and former Nationals Minor League pitching coach, Randy Tomlin. **SIGNED BY:** Bobby Myrick

YEAR	CLUB	AVG	G	AB	R	H	TB	2B	3B	HR	RBI	SH	SF	HP	BB	SO	SB	CS	OBP	SLG	OPS	E
2020										DID NOT PLAY												
2021	FCL Nationals	.100	22	60	13	6	10	4	0	0	4	0	0	5	7	22	0	0	.250	.167	.417	4
2022	FCL Nationals	.176	32	91	6	16	24	5	0	1	9	0	1	0	10	28	1	0	.255	.264	.519	3
MINORS TOTALS		.146	54	151	19	22	34	9	0	1	13	0	1	5	17	50	1	0	.253	.225	.478	7

TORRES, RAY — C 2023 UPDATED STATS — MILB.COM

OD AGE: 22 **HT:** 5'11" **WT:** 195 **BATS:** S **THROWS:** R **BORN:** 4/9/00 Brooklyn, N.Y.

SCHOOL: San Jacinto College (Texas)

OBTAINED: Signed as a non-drafted free agent, June 24, 2020.

CAREER NOTES: 2022: Hit .417 in four games in August to finish the season. 2020: Participated in Instructional League following the season. **COLLEGE:** Hit .444 (20-for-45) with six doubles, two triples, six walks, 12 RBI and 15 runs scored in 13 games during his freshman season in 2020...He was originally committed to play baseball at Louisiana State University, but chose to attend San Jacinto College. **SIGNED BY:** Brandon Larson

YEAR	CLUB	AVG	G	AB	R	H	TB	2B	3B	HR	RBI	SH	SF	HP	BB	SO	SB	CS	OBP	SLG	OPS	E
2020										DID NOT PLAY												
2021	FCL Nationals	.194	12	36	6	7	9	0	1	0	4	0	1	1	3	12	0	0	.268	.250	.518	2
2022	FCL Nationals	.250	19	48	7	12	13	1	0	0	0	0	0	4	7	19	0	0	.390	.271	.661	5
MINORS TOTALS		.226	31	84	13	19	22	1	1	0	4	0	1	5	10	31	0	0	.340	.262	.602	7



TOSTADO, FRANCISCO — INF 2023 UPDATED STATS - MILB.COM

OD AGE: 24 **HT:** 6'2" **WT:** 205 **BATS:** L **THROWS:** L **BORN:** 3/31/98 Camarillo, Calif. **SCHOOL:** Oxnard CC (Calif.)
OBTAINED: Acquired from Seattle in exchange for cash considerations, Dec. 8, 2022.

CAREER NOTES: **2022:** Slashed .329/.369/.518 with 10 doubles, seven homers and 24 RBI over 42 games in April and May...Matched a career high with four hits on May 11 at Harrisburg...Strung together a season-high 10-game hitting streak, April 22 - May 4, batting .425 (17-for-40) with three homers and nine RBI in that span. **2021:** Led Richmond in RBI (63) and ranked second in hits (91) and doubles (18) **2020:** Did not play. **2019:** Led Augusta in hits (128), home runs (18), RBI (85) and runs (71) and ranked second in the South Atlantic League in RBI...Was named the SAL Player of the Week on June 2. **2018:** Led the AZL Giants Black in hits (48) and RBI (35). **2017:** Missed the season recovering from Tommy John surgery. **SIGNED BY:** Charles Fick (SF)

YEAR	CLUB	AVG	G	AB	R	H	TB	2B	3B	HR	RBI	SH	SF	HP	BB	SO	SB	CS	OBP	SLG	OPS	E
2018	AZL Giants Black	.281	43	171	34	48	71	12	1	3	35	0	2	1	13	23	2	0	.332	.415	.747	2
2019	Augusta	.259	128	494	71	128	211	17	6	18	85	1	5	5	36	113	0	0	.313	.427	.740	10
2020																						
2021	Richmond	.249	100	366	46	91	157	18	3	14	63	0	3	1	28	92	1	0	.302	.429	.731	9
2022	Richmond	.284	77	292	36	83	134	16	1	11	41	0	2	2	19	72	3	2	.330	.459	.789	2
MINORS TOTALS		.265	348	1323	187	350	573	63	11	46	224	1	12	9	96	300	6	2	.316	.433	.749	23

TROOP, ALEX — LHP 2023 UPDATED STATS - MILB.COM

OD AGE: 25 **HT:** 6'5" **WT:** 210 **BATS:** L **THROWS:** L **BORN:** 7/19/96 Batavia, Ill. **SCHOOL:** Michigan State University
OBTAINED: Selected in the ninth round of the 2017 First-Year Player Draft.

CAREER NOTES: **2022:** Set a career-high with 113.0 IP between Double-A Harrisburg and Triple-A Rochester...Set a career-high with 6.2 IP at Akron on July 27... Earned the win that night, allowing two runs on six hits... Promoted to Triple-A Rochester to finish the season. **2021:** Led Washington's Minor League system with eight wins and ranked eighth with 100 strikeouts...Posted a 3.35 ERA in 28 games (eight starts) between High-A Wilmington and Double-A Harrisburg...Went 7-1 with a 1.59 ERA (8 ER/45.1 IP), 50 strikeouts, seven walks and a .171 opponents' average in 20 relief appearances. **2019:** Started the year with short-season Single-A Auburn, tossing 11.0 scoreless innings with 15 strikeouts and no walks in three starts...Promoted to Single-A Hagerstown on July 4...Made 11 relief appearances for the Suns, posting a 2.18 ERA (8 ER/33.0 IP) with 34 strikeouts against just three walks. **2018:** Struck out 16 batters in 17.0 IP (8.5 SO/9 IP). **2017:** Posted a 2.79 ERA across three levels of Washington's system. **COLLEGE:** Was one of five finalists for the John Olerud Two-Way Player Award, given by the College Baseball Foundation, as he played first base and served as a designated hitter in games he was not pitching for the Spartans...Tied for the Big Ten lead in wins with eight and ranked fourth in the conference with a 2.47 ERA in 14 starts...Was named second team All-Big 10 honors. **SIGNED BY:** Justin Bloxom

YEAR	CLUB	W	L	ERA	G	GS	CG	SHO	SV	IP	H	R	ER	HR	HB	BB	SO	SO/9	WP	BK	BAA
2017	GCL Nationals	0	0	0.00	1	1	0	0	0	2.0	0	0	0	0	0	2	9.0	0	0	0	.000
	Auburn	2	4	3.13	10	3	0	0	0	31.2	30	12	11	3	0	9	23	6.5	3	0	.246
	Hagerstown	0	0	1.80	2	0	0	0	0	5.0	2	1	1	1	0	4	7.2	0	0	0	.125
2018	Hagerstown	1	3	4.76	4	3	0	0	0	17.0	21	12	9	2	0	5	16	8.5	0	0	.284
2019	Auburn	0	0	0.00	3	3	0	0	0	11.0	4	0	0	0	0	15	12.3	0	0	0	.108
	Hagerstown	1	3	2.18	11	0	0	0	0	33.0	22	11	8	2	1	3	34	9.3	4	0	.193
2020																					
										DID NOT PITCH											
2021	Wilmington	8	5	3.84	24	8	0	0	0	74.2	77	39	31	9	3	15	85	10.5	3	0	.268
	Harrisburg	0	0	0.00	4	0	0	0	0	12.2	2	0	0	0	0	15	12.7	0	0	0	.059
2022	Harrisburg	7	5	4.81	28	17	0	0	0	112.1	114	64	60	21	4	31	130	10.42	7	1	.259
	Rochester	0	0	0.00	1	0	0	0	0	0.2	1	0	0	0	0	1	0	0.00	1	0	.500
MINORS TOTALS		19	20	3.65	88	35	0	0	0	296.0	273	139	120	38	8	64	324	9.85	18	1	.241

LULLOA, JOSE — RHP 2023 UPDATED STATS - MILB.COM

OD AGE: 23 **HT:** 6'2" **WT:** 200 **BATS:** R **THROWS:** R **BORN:** 5/6/99 Miami, Fla. **SCHOOL:** ASA College Miami
OBTAINED: Signed as a minor league free agent, Dec. 19, 2022.

CAREER NOTES: **2022:** Did not pitch. **2021:** Tossed a career-high 4.0 innings in relief on Sept. 6. **2020:** Did not pitch. **2019:** Selected by Philadelphia in the 24th round (720th overall) of the 2019 First-Year Player Draft...Participated in Florida Instructional League. **COLLEGE:** Went 2-4 with a 5.55 ERA (30 ER/48.2 IP) with 53 strikeouts across 32 career relief appearances. **SIGNED BY:** Luis Raffan (PHI)

YEAR	CLUB	W	L	ERA	G	GS	CG	SHO	SV	IP	H	R	ER	HR	HB	BB	SO	SO/9	WP	BK	BAA
2019	GCL Phillies East	2	1	5.09	12	0	0	0	0	17.2	14	12	10	3	0	13	14	7.13	1	2	.212
2020										DID NOT PITCH											
2021	FCL Phillies	1	2	7.11	6	1	0	0	0	6.1	10	7	5	2	1	4	3	4.26	1	1	.333
2022										DID NOT PITCH											
MINORS TOTALS		3	3	5.63	18	1	0	0	0	24.0	24	19	15	5	1	17	17	6.38	2	3	.250

WHITE, T.J. (TREYLEN) — OF **2023 UPDATED STATS - MILB.COM**

OD AGE: 18 **HT:** 6'2" **WT:** 218 **BATS:** S **THROWS:** R **BORN:** 7/23/03 Moore, S.C. **SCHOOL:** Dorman (S.C.) High School
OBTAINED: Selected in the fifth round of the 2021 First-Year Player Draft.
CAREER NOTES: 2023: Enters the season rated by *Baseball America* and *MLBPipeline.com* as Washington's No. 10 prospect. 2022: Entered the season as Washington's No. 27 prospect per *MLBPipeline.com*... Hit over .300 in April (.302), June (.337) and August (.309). 2021: Participated in Instructional League following the season. **HIGH SCHOOL:** Hit .505 (46-for-91) with nine doubles, one triple, eight home runs, 37 RBI, 17 stolen bases, 35 walks and 29 runs scored during his senior season...Was rated by *Perfect Game* as the No. 4 high school player (No. 2 outfielder) in the state of South Carolina. **SIGNED BY:** Eric Robinson

YEAR	CLUB	AVG	G	AB	R	H	TB	2B	3B	HR	RBI	SH	SF	HP	BB	SO	SB	CS	OBP	SLG	OPS	E
2021	FCL Nationals	.283	15	53	11	15	29	2	0	4	12	0	0	1	5	14	1	0	.356	.547	.903	0
2022	Fredericksburg	.258	92	329	55	85	142	20	2	11	52	0	2	5	44	104	8	1	.353	.432	.785	9
MINORS TOTALS		.262	107	382	66	100	171	22	2	15	64	0	2	6	49	118	9	1	.353	.448	.801	18

WILLIAMS, STEVEN — C/O **2023 UPDATED STATS - MILB.COM**

OD AGE: 23 **HT:** 6'3" **WT:** 220 **BATS:** L **THROWS:** R **BORN:** 2/18/99 Albany, Ga. **SCHOOL:** Auburn (Ala.) University
OBTAINED: Selected in the 18th round of the 2021 First-Year Player Draft.
CAREER NOTES: 2022: Spent the entire season with Single-A Fredericksburg... Played 11 games in LF, two games at C and two games at 1B. 2021: Participated in Instructional League following the season. **COLLEGE:** Appeared in 48 games during his senior season, spending time at catcher (20 G), right field (20 G), left field (4 G) and designated hitter (2 G)...He hit .247 with nine doubles, one triple, 13 home runs, 36 RBI, 28 walks and 38 runs scored in 2021...For his career, he clubbed 36 home runs in three seasons, tied for sixth-most in school history. **SIGNED BY:** Eric Robinson

YEAR	CLUB	AVG	G	AB	R	H	TB	2B	3B	HR	RBI	SH	SF	HP	BB	SO	SB	CS	OBP	SLG	OPS	E
2021	FCL Nationals	.429	5	14	5	6	12	0	0	2	5	0	0	0	4	0	0	0	.556	.857	1.413	1
	Fredericksburg	.160	7	25	3	4	4	0	0	0	3	0	0	1	3	7	0	0	.276	.160	.436	0
2022	Fredericksburg	.238	50	172	24	41	54	7	0	2	22	0	1	2	32	44	2	0	.362	.314	.676	2
MINORS TOTALS		.242	62	211	32	51	70	7	0	4	30	0	1	3	39	51	2	0	.366	.332	.698	3

WILLINGHAM, AMOS — RHP **2023 UPDATED STATS - MILB.COM**

OD AGE: 23 **HT:** 6'4" **WT:** 225 **BATS:** R **THROWS:** R **BORN:** 8/21/98 Rome, Ga. **SCHOOL:** Georgia Tech
OBTAINED: Selected in the 17th round of the 2019 First-Year Player Draft.
CAREER NOTES: 2022: Worked 19 scoreless outings...Finished the season without allowing a run from Aug. 10 until Sept. 9 (10.0 IP). 2019: Reported to short-season Single-A Auburn following the 2019 First-Year Player Draft. **COLLEGE:** Had an 8-2 record with a 5.19 ERA (40 ER/69.1 IP) in his one season with the Jackets...Was a junior college transfer from Snead State (Ala.) Community College...As a member of the 2016 class, was ranked as the No. 8 right-handed pitcher in the state of Georgia and the No. 177 righty nationally by *Perfect Game*. **HIGH SCHOOL:** A 2015 PG Underclassman All-American High Honorable Mention at Chattooga (Ga.) High School. **SIGNED BY:** Eric Robinson

YEAR	CLUB	W	L	ERA	G	GS	CG	SHO	SV	IP	H	R	ER	HR	HB	BB	SO	SO/9	WP	BK	BAA
2019	Auburn	1	4	3.67	12	2	0	0	1	27.0	28	11	11	1	2	4	18	6.0	4	0	.264
DID NOT PITCH																					
2021	Fredericksburg	3	0	2.28	23	0	0	0	2	47.2	36	15	12	4	1	19	42	8.0	6	0	.206
	Wilmington	1	0	14.54	6	0	0	0	0	13.0	26	21	21	6	1	6	14	9.7	1	0	.413
2022	Wilmington	3	2	3.41	29	0	0	0	3	34.1	34	14	13	1	5	7	40	10.49	2	0	.260
MINORS TOTALS		8	6	4.22	70	2	0	0	6	121.2	124	61	57	12	9	36	114	8.43	13	0	.261

WILSON, CODY — OF **2023 UPDATED STATS - MILB.COM**

OD AGE: 25 **HT:** 6'2" **WT:** 195 **BATS:** R **THROWS:** R **BORN:** 7/24/96 West Palm Beach, Fla. **SCHOOL:** Florida Atlantic University
OBTAINED: Selected in the 13th round of the 2018 First-Year Player Draft.
CAREER NOTES: 2022: Entered the season cited by *Baseball America* as the "Best Defensive Outfielder" in Washington's Minor League system for the third consecutive seasons (2020-2022). 2021: Took part in his first Major League Spring Training...On April 6 was selected to the Major League roster as a Replacement Player...Made his Major League debut as a pinch hitter in the bottom of the third inning on April 7 vs. Atlanta...Hit .124 with three doubles, two triples, nine RBI, 22 walks, 10 stolen bases and 15 runs scored in 57 games between three levels of Washington's Minor League system. 2020: Participated in Instructional League following the season. 2019: Ranked among Nationals Minor Leaguers in steals (3rd, 23) and triples (T3rd, 6)...Hit .222 with nine doubles, six triples, five homers, 28 RBI, 23 stolen bases and 55 runs scored in 86 games between Single-A Hagerstown, the GCL Nationals and short-season Single-A Auburn. 2018: Spent his entire first professional season with short-season Single-A Auburn. **COLLEGE:** Graduated from Jupiter High School in Jupiter, Fla...Attended Palm Beach State College and Florida Atlantic University...Hit .285 with a team-high 14 home runs and 19 stolen bases in his lone season at FAU. **SIGNED BY:** Alex Morales

YEAR	CLUB	AVG	G	AB	R	H	TB	2B	3B	HR	RBI	SH	SF	HP	BB	SO	SB	CS	OBP	SLG	OPS	E
2018	Auburn	.278	48	180	24	50	70	10	5	0	18	1	1	5	17	39	3	5	.355	.389	.744	2
2019	Hagerstown	.215	77	297	49	64	96	9	4	5	23	7	2	5	37	96	22	5	.311	.323	.634	2
	GCL Nationals	.267	4	15	2	4	4	0	0	0	2	0	0	1	2	2	1	1	.389	.267	.656	0
	Auburn	.286	5	21	4	6	10	0	2	0	3	0	0	0	2	6	0	0	.348	.476	.824	0
DID NOT PLAY																						
2021	Washington	.000	1	1	0	0	0	0	0	0	0	0	0	0	0	0	0	0	.000	.000	.000	0
	Harrisburg	.115	17	52	2	6	9	1	1	0	1	0	0	0	6	14	0	2	.207	.173	.380	0
	Rochester	.127	33	102	10	13	17	2	1	0	7	2	0	1	12	38	7	2	.226	.167	.393	1
	Wilmington	.130	7	23	3	3	3	0	0	0	1	0	0	0	4	9	3	0	.259	.130	.390	0
2022	FCL Nationals	.231	13	39	5	9	11	2	0	0	1	0	0	1	13	2	1	1	.268	.282	.550	1
	Wilmington	.271	25	85	17	23	35	4	1	2	11	1	1	2	8	35	16	0	.344	.412	.756	0
MINORS TOTALS		.219	229	814	116	178	255	28	14	7	67	11	4	15	89	252	54	16	.306	.313	.619	12
MLB TOTALS		.000	1	1	0	0	0	0	0	0	0	0	0	0	0	0	0	0	.000	.000	.000	0

WITT, PAUL — SS**2023 UPDATED STATS — MILB.COM****OD AGE:** 24 **HT:** 6'0" **WT:** 190 **BATS:** R **THROWS:** R **BORN:** 10/29/97 Stony Brook, N.Y. **SCHOOL:** Virginia Commonwealth University**OBTAINED:** Signed as a non-drafted free agent, July 30, 2020.**CAREER NOTES:** **2022:** Combined to hit .286 with eight doubles, one triple, three home runs and 17 RBI across three levels. **SIGNED BY:** Bobby Myrick

YEAR	CLUB	AVG	G	AB	R	H	TB	2B	3B	HR	RBI	SH	SF	HP	BB	SO	SB	CS	OBP	SLG	OPS	E
2020																						
DID NOT PLAY																						
2021	Fredericksburg	.145	18	55	6	8	10	2	0	0	5	0	2	1	7	10	0	0	.246	.182	.428	4
	Wilmington	.132	17	53	2	7	9	2	0	0	2	0	0	0	10	1	0	.132	.170	.302	3	
2022	FCL Nationals	.295	21	61	9	18	27	4	1	1	10	2	0	3	9	14	0	0	.411	.443	.854	1
	Fredericksburg	.267	6	15	3	4	9	2	0	1	3	0	0	2	3	5	0	0	.450	.600	1.050	2
	Wilmington	.276	10	29	5	8	13	2	0	1	4	0	0	1	1	8	0	0	.323	.448	.771	2
MINORS TOTALS		.211	73	213	25	45	68	12	1	3	24	2	2	7	20	47	1	0	.298	.319	.617	12

WOOD, JAMES — OF**2023 UPDATED STATS — MILB.COM****OD AGE:** 20 **HT:** 6'7" **WT:** 240 **BATS:** L **THROWS:** R **BORN:** 9/17/02 Rockville, Md. **SCHOOL:** IMG Academy (Fla.)**OBTAINED:** Acquired from San Diego along with 1B Luke Voit, LHP Mackenzie Gore, SS CJ Abrams, OF Robert Hassell III and RHP Jarlin Susana in exchange for RF Juan Soto and 1B Josh Bell, Aug. 2, 2022.**CAREER NOTES:** **2023:** Enters the season rated by *Baseball America* at MLB Pipeline.com as Washington's No. 1 prospect...He is the No. 11 prospect in all of baseball according to *Baseball America* and the No. 17 prospect per MLB Pipeline.com. **2022:** Traded to Washington as part of an eight-player deal involving Juan Soto and Josh Bell... Following the season, was named one of Washington's Minor League co-Hitters of the Year, along with OF Jeremy De La Rosa...Batted .400 (12-for-30) with five extra-base hits and nine RBI in his first seven games with Single-A Fredericksburg...From Aug. 5 on, his eight doubles paced Fredericksburg and ranked T4th in the Carolina League. **2021:** Was selected by San Diego in the second round of the 2021 MLB Draft...Led the ACL Padres in batting average, hits, total bases, RBI, home runs (tied) and stolen bases (tied). **SIGNED BY:** John Martin (SDP)

YEAR	CLUB	AVG	G	AB	R	H	TB	2B	3B	HR	RBI	SH	SF	HP	BB	SO	SB	CS	OBP	SLG	OPS	E
2021	ACL Padres	.372	26	86	18	32	46	5	0	3	22	0	0	2	13	32	10	0	.465	.535	1.000	0
2022	ACL Padres	.125	5	16	1	2	2	0	0	0	0	0	0	0	3	7	1	0	.263	.125	.388	0
	Lake Elsinore	.337	50	193	55	65	116	19	1	10	45	0	1	5	37	42	15	5	.453	.601	1.054	4
	Fredericksburg	.293	21	82	14	24	38	8	0	2	17	0	1	0	10	26	4	0	.366	.463	.829	3
MINORS TOTALS		.326	102	377	88	123	202	32	1	15	84	0	2	7	63	107	30	5	.430	.536	.966	0

YANKOSKY, TYLER — RHP**2023 UPDATED STATS — MILB.COM****OD AGE:** 23 **HT:** 6'6" **WT:** 225 **BATS:** L **THROWS:** R **BORN:** 5/28/98 Wilkes-Barre, Pa. **SCHOOL:** Millersville University (Pa.)**OBTAINED:** Selected in the 19th round of the 2019 First-Year Player Draft.**CAREER NOTES:** **2022:** Allowed just six earned runs in 20 appearances (30.1IP)...Never allowed more than one run in any game...Worked 12 scoreless appearances. **2019:** Made 15 appearances out of the bullpen for short-season Single-A Auburn following the 2019 First-Year Player Draft. **COLLEGE:** Recorded a 2.67 ERA (10 ER/33.2 IP) with 43 strikeouts while posting a .179 opponents' batting average...Moved from the starting rotation to the bullpen in 2019, earning All-PSAC East Team recognition, and was named All-Atlantic Region First Team D2CCA and ABCA...Landed on the NCBWA All-Region Second Team...First Marauder reliever since 2014 to be named All-Region and only the fourth all-time...Ranked second in the PSAC with five saves. **SIGNED BY:** Bobby Myrick

YEAR	CLUB	W	L	ERA	G	GS	CG	SHO	SV	IP	H	R	ER	HR	HB	BB	SO	SO/9	WP	BK	BAA	
2019	Auburn	2	3	5.82	15	0	0	0	1	21.1	22	16	14	0	0	14	11	4.6	3	0	.262	
2020																						
DID NOT PITCH																						
2021	Fredericksburg	2	0	3.13	17	0	0	0	1	23.0	22	15	8	1	2	11	15	5.9	7	0	.229	
	Wilmington	1	1	8.22	5	0	0	0	0	7.2	10	8	7	2	0	4	5	5.9	1	0	.333	
2022	Wilmington	2	1	1.78	21	0	0	0	3	30.1	28	9	6	1	2	1	29	8.60	2	0	.241	
MINORS TOTALS		7	5	3.81	58	0	0	0	5	82.2	82	48	35	4	4	30	60	6.53	13	0	.252	

YOUNG, JACOB — OF**2023 UPDATED STATS — MILB.COM****OD AGE:** 22 **HT:** 6'0" **WT:** 172 **BATS:** R **THROWS:** R **BORN:** 7/27/99 Ponte Verde, Fla. **SCHOOL:** University of Florida**OBTAINED:** Selected in the seventh round of the 2021 First-Year Player Draft.**CAREER NOTES:** **2023:** Enters the season rated by *Baseball America* as being the "Fastest Baserunner" in Washington's Minor League system. **2022:** Had 122 hits, leading Fredericksburg and ranking third in the Carolina League...His 52 stolen bases were the most on the team and ranked second in the league. **2021:** Participated in Instructional League following the season. **COLLEGE:** Hit .315 with 16 doubles, three triples, five homers, 41 RBI, 27 walks, 13 stolen bases and 56 runs scored in 60 games during his sophomore season in 2021...He ranked among SEC hitters in doubles (T5th, 16), stolen bases (T8th, 13), hits (T10th, 80) and runs scored (T10th, 56) in 2021...His seven outfield assists ranked second in the conference. **SIGNED BY:** Tommy Jackson

YEAR	CLUB	AVG	G	AB	R	H	TB	2B	3B	HR	RBI	SH	SF	HP	BB	SO	SB	CS	OBP	SLG	OPS	E
2021	Fredericksburg	.208	26	101	16	21	27	6	0	0	5	1	1	1	10	17	13	0	.283	.267	.551	0
2022	Fredericksburg	.262	115	465	118	122	154	10	8	2	46	1	3	14	59	82	52	7	.360	.331	.691	0
MINORS TOTALS		.253	141	566	134	143	181	16	8	2	51	2	4	15	69	99	65	7	.347	.320	.667	0

YOUNG, LUKE — RHP**2023 UPDATED STATS — MILB.COM****OD AGE:** 21 **HT:** 6'3" **WT:** 170 **BATS:** R **THROWS:** R **BORN:** 10/31/01 San Angelo, Texas **SCHOOL:** Midland JC (Texas)**OBTAINED:** Selected in the 11th round of the 2022 First-Year Player Draft.**CAREER NOTES:** **COLLEGE:** Posted a 9-4 mark with a 3.95 ERA (35 ER/79.2 IP) with 27 walks and 110 strikeouts during the 2022 season...Paced the team in innings, wins (tied), ERA, strikeouts and strikeouts per 9.0 innings pitched. **SIGNED BY:** Cody Staab

YEAR	CLUB	W	L	ERA	G	GS	CG	SHO	SV	IP	H	R	ER	HR	HB	BB	SO	SO/9	WP	BK	BAA	
2022	DID NOT PITCH / Signed Late																					
MINORS TOTALS																						

ZAPATA, GENDERSON — RHP 2023 UPDATED STATS - MILB.COM

OD AGE: 17 **HT:** 6'3" **WT:** 170 **BATS:** R **THROWS:** R **BORN:** 6/26/04 Maracay, VEN

OBTAINED: Signed as a non-drafted free agent, Jan. 21, 2021.

CAREER NOTES: **SIGNED BY:** German Robles

YEAR	CLUB	W	L	ERA	G	GS	CG	SHO	SV	IP	H	R	ER	HR	HB	BB	SO	SO/9	WP	BK	BAA
2021	DSL Nationals	0	0	2.45	5	3	0	0	0	14.2	8	4	4	0	3	3	6	3.7	0	0	.167
2022	DSL Nationals	0	0	4.50	2	0	0	0	0	2.0	2	3	1	0	0	3	2	9.00	0	0	.222
MINORS TOTALS		0	0	2.70	7	3	0	0	0	16.2	10	7	5	0	3	6	8	4.32	0	0	.175

ZINN, JAREN — RHP 2023 UPDATED STATS - MILB.COM

OD AGE: 24 **HT:** 6'4" **WT:** 205 **BATS:** R **THROWS:** R **BORN:** 8/5/98 Chevy Chase, Md. **SCHOOL:** Harvard (Ma.)

OBTAINED: Signed as a non-drafted free agent, Aug. 8, 2022.

CAREER NOTES: **COLLEGE:** Made 11 appearances on the mound as a senior in 2022 – all starts... Posted a team-best 63 strikeouts over 42.0 innings with a 7.50 ERA and 3-3 record...Made seven starts in Ivy play, totaling 40 strikeouts over 27.0 innings with an 8.00 ERA and 1-2 mark...Ranked sixth in the Ivy League in strikeouts (63); stood sixth in the league in strikeouts during conference play (40)...Led the team in wins (three), games started (11) and strikeouts (63); ranked third in innings pitched (42.0)...In Ivy play, led the team in strikeouts (40) and starts (seven); ranked second in innings (27.0)... Earned Ivy League Pitcher of the Week on Mar. 14...Team did not compete in 2021 due to COVID-19 pandemic...Made his debut with two appearances as a junior in 2020. **SIGNED BY:** John Malzone

YEAR	CLUB	W	L	ERA	G	GS	CG	SHO	SV	IP	H	R	ER	HR	HB	BB	SO	SO/9	WP	BK	BAA
2022	FCL Nationals	1	0	19.29	3	0	0	0	0	2.1	2	5	5	0	0	5	3	11.57	1	0	.250
	Fredericksburg	0	0	0.00	1	0	0	0	0	1.0	2	0	0	0	0	2	18.00	0	0	0	.400
MINORS TOTALS		1	0	13.50	4	0	0	0	0	3.1	4	5	5	0	0	5	5	13.50	1	0	.308



MEDIA

#NATS4GOOD



#NATS4GOOD

#NATS4GOOD



#NATS4GOOD

#NATS4GOOD



NATIONALS COMMUNICATIONS STAFF



JENNIFER GIGLIO

Senior Vice President | Communications
Office: 202.640.7701
Cell: 202.302.6405
Jennifer.Giglio@nationals.com



KYLE BROSTOWITZ

Director | Communications
Office: 202.640.7439
Cell: 202.281.5136
Kyle.Brostowitz@nationals.com



DANIEL KURISH

Manager | Communications
Office: 202.640.7099
Cell: 480.385.8880
Daniel.Kurish@nationals.com



VALERIE TODRYK KREBS

Executive Director | Communications
Office: 202.640.7066
Cell: 608.206.0275
Valerie.Krebs@nationals.com



GABRIELLE SHEDER-BIESCHIN

Manager | Communications
Office: 202.640.7311
Cell: 707.206.1260
Gabrielle.Scheder-Bieschin@nationals.com



DEVON BRIDGES

Coordinator | Communications
Office: 202.640.7717
Cell: 925.202.9339
Devon.Bridges@nationals.com

NATIONALS MEDIA INFORMATION

Media that fail to comply with the guidelines listed here, on the Media Information Sheet on NationalsPressBox.com and MLB's Club-Media Regulations risk having their credentials revoked.

WIRELESS INTERNET

- NETWORK ID:** MLB-Press **PASSWORD:** Hom3Run!

CREDENTIALS

- All daily credential requests must be submitted 24 hours in advance via the MLB credential system online at: <http://credentials.mlb.com>. Email requests will not be accepted.
- Baseball Writers Association of America (BBWAA) Cards, including gold cards, will be honored, provided that the Nationals are notified 24 hours before the game.
- The Nationals Communications Department reserves the right to approve, deny or revoke media credentials as it sees fit, with or without explanation.
- Photographing and posting pictures of credentials on any social media outlet is strictly prohibited.

PARKING

- Parking is available in Garage C (1st and N Street) for purchase through a link provided Nationals Communications.
- Garage C is staffed from 7:00 a.m. until two hours after the end of the game, but can be accessed via security buzzer 24 hours a day.
- Parking is also available in other lots for purchase by visiting Nationals.com/parking. Please note those lots open 2.5 hours prior to first pitch and close one hour after the last out.

CLUBHOUSE ACCESS GUIDELINES

- Only media with approved credentials have access to Nationals Park, the field, press box and clubhouses. Access is denoted on the credential.
- Cameras are allowed in the Nationals' home clubhouse, but may only be used to film stand-ups at lockers, with the camera shooting from the chest/shoulders up.
- Absolutely no B-roll is to be taken in the clubhouse.
- Media members are **not permitted** to: sit on the furniture (couches/locker chairs), store any bags or equipment in the clubhouse, go beyond any sign that reads "No Media Beyond This Point," or take photos of **any kind** with a cell phone or formal still camera.

- Cell phone use to make a call, send a text/email/tweet is not permitted in the clubhouse.** If you need to do so, you must exit the clubhouse.

- The use of cell phones to take video is permitted. Using cell phones to take still photos in the clubhouse is **prohibited**.

STILL PHOTOGRAPHERS

- Still photographers must check in with Team Photographer **Amanda Bowen** at Amanda.Bowen@nationals.com upon arriving at Nationals Park.
- The photo workroom is located in the service tunnel down the third base line across from the visiting team family room. There is a door labeled "Photo Room."
- Still photographer locations and rotations will be determined by Amanda Bowen.
- Still photography locations will be based upon the priority list provided by Major League Baseball.
- Still photography is never allowed in the clubhouse, press box, Terra Club, or PNC Diamond Club & Lounge.

NATIONALS PARK ACCESS GUIDELINES

- Absolutely no filming of any kind is allowed from inside Nationals Park while the game is being played. Any outlet found to be filming inside of Nationals Park during the game risks having their season credentials revoked and the violation will be reported to our local and national rightsholders, as well as Major League Baseball.
- Media is not permitted in the Terra Club, PNC Diamond Club & Lounge or anywhere on the Club Level without a Communications staff escort.
- Prior to the game, members of the media are strictly prohibited from entering the seating bowl or concourse to film or photograph without permission and an escort from a member of the Communications Department.
- Live, on-field shots must be completed before the rightsholder telecast goes on air.

PRESS MATERIALS AND MEDIA GUIDES

- All game information - including the 2023 Media Guide - will be posted to NationalsPressBox.com.
- Hard copies of select materials will be printed and distributed in the press box.

NATIONALS ON TELEVISION

MASN

The television home of the Washington Nationals, MASN is an independent regional sports network that televises every available regular season Nationals game and a handful of Spring Training games each season. Owned by the Nationals and the Baltimore Orioles, MASN provides fans with exclusive access and expert analysis. Bob Carpenter will handle play-by-play responsibilities while Kevin Frandsen provides his unique insights and analysis thought the season.

All of MASN's cable, satellite and fiber optic distributors carry MASN and MASN2 on consistent channels throughout the season and most provider subscribers can now watch Nationals Baseball on the MASN App.

MASN's television territory covers all or parts of six states and the District of Columbia, from Harrisburg, Pa., to Charlotte, N.C., including Maryland, Delaware, Virginia and West Virginia. The network is carried by most cable and satellite providers in the mid-Atlantic region. For more information, visit www.MASNsports.com.



BOB CARPENTER

Bob Carpenter is in his 18th season with MASN and the Nationals, and his 40th in Major League Baseball. After earning a Radio-TV-Film degree with honors from the University of Missouri-Kansas City in 1975, Carpenter began his broadcasting career in 1976 on radio baseball play-by-play with the Tulsa Oilers. Carpenter came to Washington in 2006 after 10 years on TV and radio with the St. Louis Cardinals and 16 seasons of MLB on ESPN. During the spring of 2017, Carpenter retired from calling college basketball games after 40 years, the last 15 with the University of Oklahoma, and many with ESPN and USA Network. He was inducted into the Oklahoma Broadcasters Association Hall of Fame in March 2017. A St. Louis native, Carpenter's MLB debut came in 1984 with Cardinals baseball on Sportstime Cable Network, and he returned in 1995 on KPLR-TV and KMOX

Radio. Carpenter was nominated for four St. Louis/Mid-America Emmys, winning twice (1996 and 1997), and a National Capital/Chesapeake Bay Emmy in 2008 for his Nationals play-by-play. Carpenter was also named co-D.C. Sportscaster of the Year in 2014 by the National Sportscasters and Sportswriters Association. Carpenter appeared on TV in the 1980s and 1990s, calling MLB games with the Rangers, Mets and Twins. He announced MLB, college basketball and college football during 18 seasons of play-by-play with ESPN from 1988-2005, and, as a reporter, was in Denver and Phoenix for two MLB Expansion Drafts. Carpenter has broadcast baseball playoffs, five Triple-A All-Star Games, NCAA/NIT Basketball Tournaments and Sportswriters Association. Carpenter worked in radio in the 1980s and 1990s, calling MLB games with the Rangers, Mets and Twins. He announced MLB, college basketball and college football during 18 seasons of play-by-play with ESPN from 1988-2005, and, as a reporter, was in Denver and Phoenix for two MLB Expansion Drafts. Carpenter has broadcast baseball playoffs, five Triple-A All-Star Games, NCAA/NIT Basketball Tournaments and college football bowl games. His studio work includes "College Gameday" and "College Football Scoreboard" shows. Carpenter announced the 2005 NCAA Basketball Final Four in his hometown of St. Louis for NCAA International TV, one of the seven NCAA tournaments he has called. Before joining ESPN, Carpenter handled a variety of sports for USA Network, including professional soccer, college basketball and football, PGA Golf (including The Masters), and professional tennis (including the U.S. Open). Carpenter announced numerous soccer matches at RFK Stadium, starting as the TV voice of U.S. Soccer Team America in 1983, and worked several matches in D.C. during the 1994 FIFA World Cup. Bob and his wife of 43 years, Debbie, have two daughters, a son-in-law and two grandsons: Katie, Allison and Ryan, James, and Ben.



KEVIN FRANSEN

A member of Washington's 2014 National League East Division championship team, Kevin Frandsen joined MASN and the Nationals in 2022 after four seasons as a member of the Philadelphia Phillies radio broadcast team. He was hired by Philadelphia in 2018 and worked select road games on the Phillies Radio Network before his role expanded in 2019 to include the majority of the road schedule along with several home broadcasts. Since 2019, Frandsen has also hosted shows on MLB Network Radio, and from 2016 to 2019, worked on AM radio in the San Francisco Bay area. He co-hosted "KNBR Tonight" on KNBR 680 AM and, prior to that, spent one year as co-host for KNBR 1050 AM's morning drive show, "The Audible." Frandsen played nine Major League seasons with the San Francisco Giants (2006-09, 2015), Los Angeles Angels (2010), Philadelphia Phillies (2012-13) and Washington Nationals (2014). A versatile defender and utility player, he saw action at second base, third base, first base, outfield, shortstop and designated hitter during his Major League career. Frandsen is a native of San Jose, Calif. and was selected in the 12th round of the 2004 First-Year Player Draft out of San Jose State University, where he set the program's all-time record for career hits (246). Following the passing of his brother DJ in 2004, the Frandsen family started the 19 For Life Foundation, created to celebrate the gift that DJ Frandsen was to his family, friends and community. The 19 For Life Foundation is a lasting legacy to DJ's beliefs in giving back, making a difference, being a man for others and never giving up. Kevin and his wife Amanda live in Haddon Heights, N.J., with their daughter Tenley and son Daylen Jon ("DJ").



DAN KOLKO

Dan Kolko returns for his 12th season covering the Nationals and 10th as part of the TV broadcast team, working a hybrid role hosting the "Nats Xtra" pre- and postgame shows, serving as on-field reporter and providing fill-in play-by-play. Kolko also has contributed interviews and content for the Nationals' social media channels since joining the organization in 2021. He previously hosted Nats Xtra alongside analyst Bo Porter, where the two covered the Nationals' World Series Championship season in 2019. Kolko served as on-field reporter on MASN's game broadcasts from 2014-18, and as the team's beat writer for MASNsports.com from 2012-14. He spent part of the lead-up to the abbreviated 2020 season hosting various social media recaps of the Nationals' 2019 Postseason run along with General Manager Mike Rizzo and Ryan Zimmerman. Kolko and Zimmerman then teamed up to co-host a Game 7 Reunion on Zoom, with nearly two-dozen members of the World Series Championship team joining to re-watch the decisive game and raise money for Zimmerman's "Pros for Heroes" Covid-19 relief fund. Kolko is also a MLB Network Radio host, a contributor to MLB Network as a Nationals correspondent, and he provides college basketball play-by-play for FOX Sports. He also earned experience working in television commercials when he served as the "host" in Toyota's 2013 regional commercial spots involving Bryce Harper and Stephen Strasburg. Kolko previously covered the Baltimore Ravens for MASN from 2008-11, writing for the network's website and providing on-air analysis for the Mid-Atlantic Sports Report. Prior to joining MASN, Kolko worked with Comcast SportsNet in a production role. A native of Silver Spring, Md., Kolko earned his Bachelor of Arts in Communication from the University of Delaware.

NATIONALS ON THE RADIO

106.7 THE FAN

For the 13th consecutive season, 106.7 The Fan will serve as the official flagship radio station for Washington Nationals baseball. Audacy, Inc. owns and operates 106.7 The Fan, which broadcasts select Nationals Spring Training games, as well as all regular season and potential Postseason games. Charlie Slowes and Dave Jageler are back in the booth once again, marking their 18th consecutive season together as the Nationals' radio broadcast team. Slowes has been with the Nationals since the club's inaugural campaign in 2005, while Jageler joined him behind the mic in 2006.

106.7 The Fan will broadcast a variety of Nationals-related programs, including a weekly show from Spring Training, and pre- and post-game shows. The station will also operate a studio set at Nationals Park for pre- and post-game coverage, as well as special live broadcasts of its local sports talk shows. 106.7 The Fan broadcasts an exciting lineup of local sports talk shows including The Sports Junkies, BMitch & Finlay, and The Grant & Danny Show.



CHARLIE SLOWES

Charlie Slowes entered 2023 having been behind the microphone for every season of Nationals baseball, from the call of the first pitch in club history on April 4, 2005 through Daniel Hudson's historic strikeout of Michael Brantley to end Game 7 of the 2019 World Series. That championship moment sits atop Slowes' Nationals highlights, a list that includes Jayson Werth's memorable walk-off home run in Game 4 of the 2012 National League Division series, Max Scherzer's 20-strikeout game in 2018, his two no-hitters in 2015, Bryce Harper's three-homer game in 2015, Washington's four consecutive home runs in San Diego in June 2019 and Kurt Suzuki's walk-off, three-run homer that capped a seven-run bottom of the ninth inning to beat the Mets in September of 2019. Slowes' call "and if you walked out of this ball park when the Mets scored five runs in the top of the 9th inning, you BLEW IT!" with partner Dave Jageler, became a TV/radio/internet/social media phenomenon. Slowes became the original voice of the Nationals on February 24, 2005, in time for the team's inaugural Spring Training. His trademark taglines—"BANG, ZOOM go the fireworks!" and "A Curly W is in the books!"—after Nationals victories soon became part of the Beltway baseball lexicon. Joined by long-time partner Jageler in 2006, the 2023 season marks Slowes' 19th with the Nationals, his 26th consecutive year calling Major League Baseball, and 31st overall. Slowes began 2023 having called 4,008 Major League regular season and Postseason games. Slowes will call a milestone 3,000th game behind a Nationals radio microphone in late September, having called 2,845 entering 2023. Baseball's return to our nation's capital in 2005 also marked a return for Slowes, who was named the radio voice of the NBA's Washington Bullets in 1986 at just 25 years of age. Slowes called Bullets games for 11 seasons, through 1996-97, including two years of radio/TV simulcasts. Slowes made the switch to Major League Baseball full-time in 1998 as an original radio voice of the Tampa Bay Rays, calling their first seven seasons. Slowes had previously called games for the New York Mets (1988 & 1991) on WFAN-AM, the Baltimore Orioles (1989-90) on WBAL-AM, and nationally for NBC-TV and CBS Radio. Slowes also called Triple-A baseball for the Tidewater Tides on radio and TV in 1986, 1988, 1991 and 1992. Slowes is among those (starting with legendary Ford Frick Award-winner and Hall of Famer Vin Scully) to have entered sports broadcasting after graduating from Fordham University in his native New York City and having honed his skills on Fordham's 50,000-watt blowtorch, WFUV 90.7 FM. Slowes' first career break came not long after graduation, in the spring of 1984 at KMOX Radio in St. Louis, where for three years he was exposed Ford Frick Award winners like the late Jack Buck and Bob Costas. In his three years in St. Louis, Slowes was involved in broadcasts of Cardinals baseball, Cardinals football, Blues hockey and play-by-play for St. Louis University basketball. In three-plus decades as a play-by-play broadcaster, Slowes has also called boxing for ESPN, MISL soccer for the New York Arrows (1983) and college basketball at the University of South Florida. Slowes called play-by-play for his third Washington pro sports team when he filled in for John Walton on Washington Capitals radio during the Caps run to their first Stanley Cup Championship in February of 2018. Charlie and his wife, Tina, have two adult sons, Jim and Alex, and the family splits time between homes in Alexandria, Va. and Palm Harbor, Fla.



DAVE JAGELER

Dave Jageler enters his 18th season with the Nationals, teaming with Charlie Slowes since 2006 to form the longest-running radio play-by-play duo in the District. Jageler has been at the mic for the Nationals' historic run to the 2019 World Series championship, plus four NL East championships, three no-hitters and Max Scherzer's MLB record-tying 20-strikeout performance. In addition to his work with the Nationals, Jageler calls select MLB games on ESPN Radio. In 2020, he was honored by the National Sports Media Association as Washington D.C.'s co-Sportscaster of the year. Jageler joined the Nationals after spending the 2005 campaign as the radio and TV voice of the Pawtucket Red Sox of the Triple-A International League. Prior to joining Pawtucket, he worked in Boston co-hosting an afternoon talk show and serving in various capacities with the Boston Celtics radio network, including fill-in play-by-play. Jageler spent six years in Charlotte, N.C. as the voice of UNC-Charlotte basketball and co-hosting a morning drive talk show. While in Charlotte, he built his baseball resume with the Triple-A Charlotte Knights in the 1995, 1996 and 2001 seasons doing play-by-play. Jageler's voice was also heard in D.C., as he served as a host on the Virginia Tech Sports Network during the 1993-94 basketball season. He has also served as the studio host for Westwood One's NHL Game of the Week, the Florida State and Texas Longhorns football networks, and has done fill-in play-by-play for both the Seminoles and Longhorns. The Windsor, Conn. native is a graduate of Syracuse University's S.I. Newhouse School of Public Communications, where he began his play-by-play career broadcasting Syracuse football and basketball games on WAER, and baseball for the Triple-A Syracuse Chiefs on Time Warner Cable and the Empire Sports Network. Dave and his wife, Jennifer, have two children: Jared (23) and Sarah (19).



WASHINGTON-BALTIMORE CHAPTER OF BBWAA

CHAPTER CHAIRMAN

Roch Kubatko (1997, MASNSports.com)

CHAPTER VICE CHAIRMAN

Chelsea Janes (2021, Washington Post)

Associated Press

David Ginsburg (1994), Howard Fendrick (2006), Steve Whyno (2016), Noah Trister (2021)

The Athletic

Ken Rosenthal (1987), Dan Connolly (2001), Brittany Ghiroli (2016)

At Large

Zach Silver (2021)

BaltimoreBaseball.com

Rich Dubroff (2013)

Baltimore Sun

Nathan Ruiz (2019), Jacob Meyer (2023)

Baltimore Banner

Andy Kostka (2022)

Baseball America

Savannah McCann (2023)

ESPN.com

Tim Kurkjian (1981)

MASNSports.com

Roch Kubatko (1997), Mark Zuckerman (2001), Steve Melewski (2016), Bobby Blanco (2023)

MLB.com

Joe Trezza (2018), Jessica Camerato (2020), Jake Rill (2023)

Ouresquina.com

Manuel Gomez (2021)

Sports Illustrated

Emma Baccellieri (2022)

USA Today

Gabe Lacques (2003), Peter Barzilai (2006), Steve Gardner (2011), Scott Boeck (2013), Jesse Yomtov (2020)

Washington Post

John Feinstein (1993), Dave Sheinin (1998), Jerry Brewer (2007), Adam Kilgore (2010), Barry Svrluga (2013), Jesse Dougherty (2019), Chelsea Janes (2021), Andrew Golden (2023)

Washington Times

Thom Lloverro (1993)

Honorary Members

David Ammenheuser, Paul Attner, Thomas Boswell, Jerry Crasnick, Todd Dybas, John Eisenberg, David Hughes, Mark Hyman, Dave Kindred, Bob Maisel, Ken Nigro, Peter Schmuck, George Solomon, David Steele, Paul White

LOCAL WASHINGTON TELEVISION OUTLETS

NBC SPORTS WASHINGTON

Matt Doolin

WRC-4 (NBC)

Heather McDonough

WTTG-5 (FOX)

Steve Chenevey

WJLA-7 (ABC)

Keith Abernethy, Scott Abraham, Olivia Garvey

WUSA-9 (CBS)

Thomas Hunsicker, Darren Haynes, Sharla McBride

LOCAL WASHINGTON RADIO STATIONS

106.7 The Fan

Chris Kinard, The Sports Junkies (Eric Bickel, John Auville, JP Flaim, Jason Bishop), Brian Mitchell, J.P. Finlay, Grant Paulsen, Danny Rouhier, Byron Kerr, Matt Cahill, Brendan Darr, Craig Heist, Thom Lloverro.

The Team 980-AM

Chris Kinard, Kevin Sheehan, Travis Thomas, Reece Waters, Chris Russell, Pete Medhurst.

ESPN 630 AM

Tony Kornheiser, Andy Pollin, Bram Weinstein

WTOP 103.5 FM

George Wallace, Dave Preston

NATIONALS RADIO NETWORK AFFILIATES

WASHINGTON, D.C.

WJFK 106.7 FM

MARYLAND

Cumberland, MD..... WCMD 1230 AM / 102.1 FM
Thurmont, MD..... WTHU 1450 AM

VIRGINIA

Charlottesville, VA..... WCHV 107.5 FM
Front Royal, VA..... WFTR 1450 AM
Lynchburg, VA..... WBRG 105.1 FM / 1050 AM
Martinsville, VA..... WHEE 1370 AM
Richmond, VA..... WRVA 1140 AM / WRNL 910 AM

WEST VIRGINIA

Martinsburg, WV..... WRNR 740 AM / 106.5 FM

NORTH CAROLINA

Greenville, NC..... WECU 1570 AM
Nags Head, NC..... WOBX 98.1 FM
New Bern, NC..... WWIN 1490 AM / 103.9 FM



2023 Schedule

washington nationals

mar/apr

SUN	MON	TUE	WED	THU	FRI	SAT
26	27	28 NY 12:05 PM	29	30 ATL 1:05 PM	31	1 ATL 4:05 PM
2 ATL 1:05 PM	3 TB 7:05 PM	4 TB 7:05 PM	5 TB 1:05 PM	6 COL 4:10 PM	7 COL 8:40 PM	8 COL 8:10 PM
9 COL 3:10 PM	10 LAA 8:38 PM	11 LAA 8:38 PM	12 LAA 4:17 PM	13	14 CLE 7:05 PM	15 CLE 4:05 PM
16 CLE 1:05 PM	17	18 BAL 7:05 PM	19 BAL 7:05 PM	20	21 MIN 8:10 PM	22 MIN 2:10 PM
23 MIN 2:10 PM	24	25 NYM 7:10 PM	26 NYM 7:10 PM	27 NYM 7:10 PM	28 PIT 7:05 PM	29 PIT 1:05 PM
30 PIT 1:05 PM						

july

SUN	MON	TUE	WED	THU	FRI	SAT
						1 PHI 4:05 PM
2 PHI 1:05 PM	3 CIN 6:05 PM	4 CIN 11:05 AM	5 CIN 7:05 PM	6 CIN 1:05 PM	7 TEX 7:05 PM	8 TEX 4:05 PM
9 TEX 12:05 PM	10	11	12	13	14 STL 8:15 PM	15 STL 7:15 PM
ALL-STAR WEEK 2023						
16 STL 2:15 PM	17 CHC 8:05 PM	18 CHC 8:05 PM	19 CHC 8:05 PM	20	21 SF 7:05 PM	22 SF 7:05 PM
23 SF 1:05 PM	24 COL 7:05 PM	25 COL 7:05 PM	26 COL 12:05 PM	27 NYM 7:10 PM	28 NYM 7:10 PM	29 NYM 7:10 PM
30 NYM 1:10 PM	31 MIL 7:05 PM					

may

SUN	MON	TUE	WED	THU	FRI	SAT
	1 CHC 7:05 PM	2 CHC 7:05 PM	3 CHC 7:05 PM	4 CHC 1:05 PM	5 ARI 9:40 PM	6 ARI 8:10 PM
7 ARI 4:10 PM	8 SF 9:45 PM	9 SF 9:45 PM	10 SF 9:45 PM	11	12 NYM 7:05 PM	13 NYM 4:05 PM
14 NYM 1:05 PM	15 NYM 4:05 PM	16 MIA 8:40 PM	17 MIA 8:40 PM	18 MIA 1:10 PM	19 DET 7:05 PM	20 DET 4:05 PM
21 DET 1:05 PM	22	23 SD 7:05 PM	24 SD 7:05 PM	25 SD 4:05 PM	26 KC 8:10 PM	27 KC 4:10 PM
28 KC 2:10 PM	29 LAD 8:10 PM	30 LAD 10:10 PM	31 LAD 4:10 PM			

aug

SUN	MON	TUE	WED	THU	FRI	SAT
		1 MIL 7:05 PM	2 MIL 1:05 PM	3	4 CIN 8:10 PM	5 CIN 4:10 PM
6 CIN 1:40 PM	7 PHI 6:40 PM	8 PHI 6:40 PM	9 PHI 6:40 PM	10 PHI 6:40 PM	11 OAK 7:05 PM	12 OAK 7:05 PM
13 OAK 1:05 PM	14	15 BOS 7:05 PM	16 BOS 7:05 PM	17 BOS 4:05 PM	18 PHI 7:05 PM	19 PHI 4:05 PM
20 PHI CLASSIC 11:30 PM - 1:30 PM	21	22 NY 7:05 PM	23 NY 7:05 PM	24 NY 1:05 PM	25 MIA 6:10 PM	26 MIA 4:10 PM
27 MIA 1:40 PM	28 TOR 7:07 PM	29 TOR 7:07 PM	30 TOR 3:07 PM	31 MIA 7:05 PM		

june

SUN	MON	TUE	WED	THU	FRI	SAT
				1	2 PHI 7:05 PM	3 PHI 4:05 PM
4 PHI 1:05 PM	5	6 ARI 7:05 PM	7 ARI 7:05 PM	8 ARI 1:05 PM	9 ATL 7:20 PM	10 ATL 4:10 PM
11 ATL 1:10 PM	12	13 HOU 8:10 PM	14 HOU 8:10 PM	15 HOU 8:10 PM	16 MIA 7:05 PM	17 MIA 4:05 PM
18 MIA 1:05 PM	19 STL 4:05 PM	20 STL 7:05 PM	21 STL 7:05 PM	22	23 SD 9:40 PM	24 SD 8:40 PM
25 SD 4:10 PM	26 SEA 8:10 PM	27 SEA 8:10 PM	28 SEA 4:10 PM	29	30 PHI 6:05 PM	

sept/oct

SUN	MON	TUE	WED	THU	FRI	SAT
					1 MIA 7:05 PM	2 MIA 4:05 PM
3 MIA 1:05 PM	4	5 NYM 7:05 PM	6 NYM 7:05 PM	7	8 LAD 7:05 PM	9 LAD 4:05 PM
10 LAD 1:05 PM	11 PIT 1:05 PM	12 PIT 6:35 PM	13 PIT 6:35 PM	14 PIT 12:35 PM	15 MIL 8:10 PM	16 MIL 7:10 PM
17 MIL 2:10 PM	18 CWS 7:05 PM	19 CWS 7:05 PM	20 CWS 1:05 PM	21 ATL 7:05 PM	22 ATL 7:05 PM	23 ATL 1:05 PM
24 ATL 1:05 PM	25	26 BAL 6:35 PM	27 BAL 6:35 PM	28	29 ATL 7:20 PM	30 ATL 7:20 PM

HOME AWAY EXHIBITION GAME ALL CLASSIC WILLIAMS PIA

nats.com • 202-675-NATS (6287) • f t i @nationals

Schedule subject to change. For the most current schedule and promotions, visit nats.com/schedule.

